



US00D427655S

United States Patent [19]

Edwards et al.

[11] Patent Number: Des. 427,655

[45] Date of Patent: ** Jul. 4, 2000

[54] ANTI-HEEL LIFT DEVICE FOR SKATES

[76] Inventors: Daniel Gary Edwards; David Anthony Dumas, both of Suite 2, 52 Womerah Avenue, Darlinghurst, New South Wales 2010, Australia

[**] Term: 14 Years

[21] Appl. No.: 29/072,146

[22] Filed: Feb. 21, 1996

Related U.S. Application Data

[63] Continuation of application No. 29/011,447, Aug. 4, 1993, abandoned.

Foreign Application Priority Data

Feb. 5, 1993 [AU] Australia 291/1993

[51] LOC (7) Cl. 21-02

[52] U.S. Cl. D21/771; D21/763

[58] Field of Search D21/763-775, D21/662, 698, 684, 685, 694; 280/11.2, 11.19, 11.22, 11.27, 11.23, 809, 816

References Cited

U.S. PATENT DOCUMENTS

- D. 226,118 1/1973 Deberardino D21/764
- D. 265,495 7/1982 Dominy et al. D21/226
- D. 266,177 9/1982 Riggs D21/226

- D. 299,259 1/1989 Vullierme D21/226
- D. 314,414 2/1991 Wendt D21/226
- D. 326,700 6/1992 Brown et al. D21/226
- D. 344,316 2/1994 Gertler D21/226
- 748,172 12/1903 Draper D21/224
- 2,733,065 1/1956 Barkschat 280/11.27
- 4,379,564 4/1983 Welker 280/11.27
- 5,002,294 3/1991 Franz 280/87.042
- 5,056,819 10/1991 Hayes 280/809

Primary Examiner—Raphael Barkai
Attorney, Agent, or Firm—Davis and Bujold

[57] CLAIM

We claim the ornamental design for anti-heel lift device for skates, as shown and described.

DESCRIPTION

FIG. 1 is a front elevational view of an anti-heel lift device for skates showing our new design, the side opposite being a mirror image;

FIG. 2 is a front elevational view of a modified embodiment of the design shown in FIG. 1.

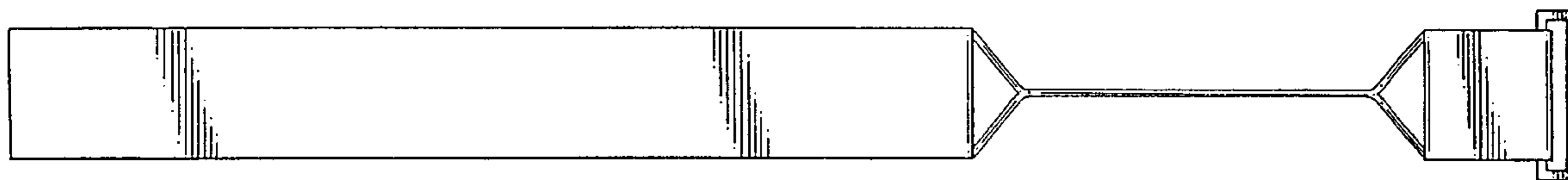
FIG. 3 is a front elevational view of a second modified embodiment of the design shown in FIG. 1.

FIG. 4 is a front elevational view of a third modified embodiment of the design shown in FIG. 1; and,

FIG. 5 is a front elevational view of a fourth modified embodiment of the design shown in FIG. 1.

The top, bottom and left and right sides of the anti-left device for skates forms no part of the claimed design.

1 Claim, 2 Drawing Sheets






FIG. 1




FIG. 2

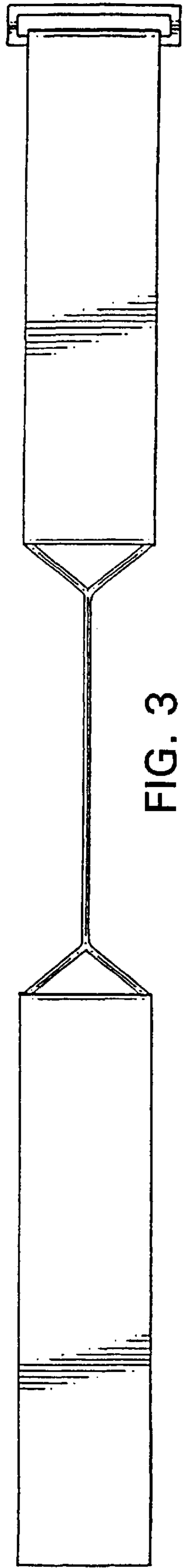


FIG. 3




FIG. 4




FIG. 5