



US00D427646S

United States Patent [19] Johnson

[11] **Patent Number: Des. 427,646**
[45] **Date of Patent: ** Jul. 4, 2000**

[54] **EDUCATIONAL TOY FOR AN INFANT**

D. 402,711 12/1998 Wrenn et al. D21/476

[76] Inventor: **Marsha A Johnson**, E 1970 Bruce Ct.,
Waupaca, Wis. 54981

Primary Examiner—Dominic Simone

[**] Term: **14 Years**

[57] CLAIM

[21] Appl. No.: **29/107,019**

The ornamental design for a educational toy for an infant, as shown.

[22] Filed: **Jun. 24, 1999**

DESCRIPTION

[51] **LOC (7) Cl.** **21-01**

FIG. 1 is a front elevational view of the educational toy for an infant of the present invention;

[52] **U.S. Cl.** **D21/476**

FIG. 2 is a back elevational view of the educational toy for an infant of FIG. 1;

[58] **Field of Search** D21/398, 476,
D21/468; D19/59; 446/227

FIG. 3 is a left side elevational view of the educational toy for an infant of FIG. 1;

FIG. 4 is a right side elevational view of the educational toy for an infant of FIG. 1;

[56] References Cited

U.S. PATENT DOCUMENTS

D. 275,502	9/1984	Nakao et al.	D21/476
D. 281,516	11/1985	Wong	D21/476
D. 302,444	7/1989	Tapdrup et al.	D21/476
D. 320,049	9/1991	Takahashi et al.	D21/476
D. 381,683	7/1997	Theis	D19/59
D. 393,877	4/1998	Allegre	D19/59

FIG. 5 is a top plan view of the educational toy for an infant of FIG. 1; and,

FIG. 6 is a bottom plan view of the educational toy for an infant of FIG. 1.

1 Claim, 4 Drawing Sheets




FIG. 1




FIG. 2

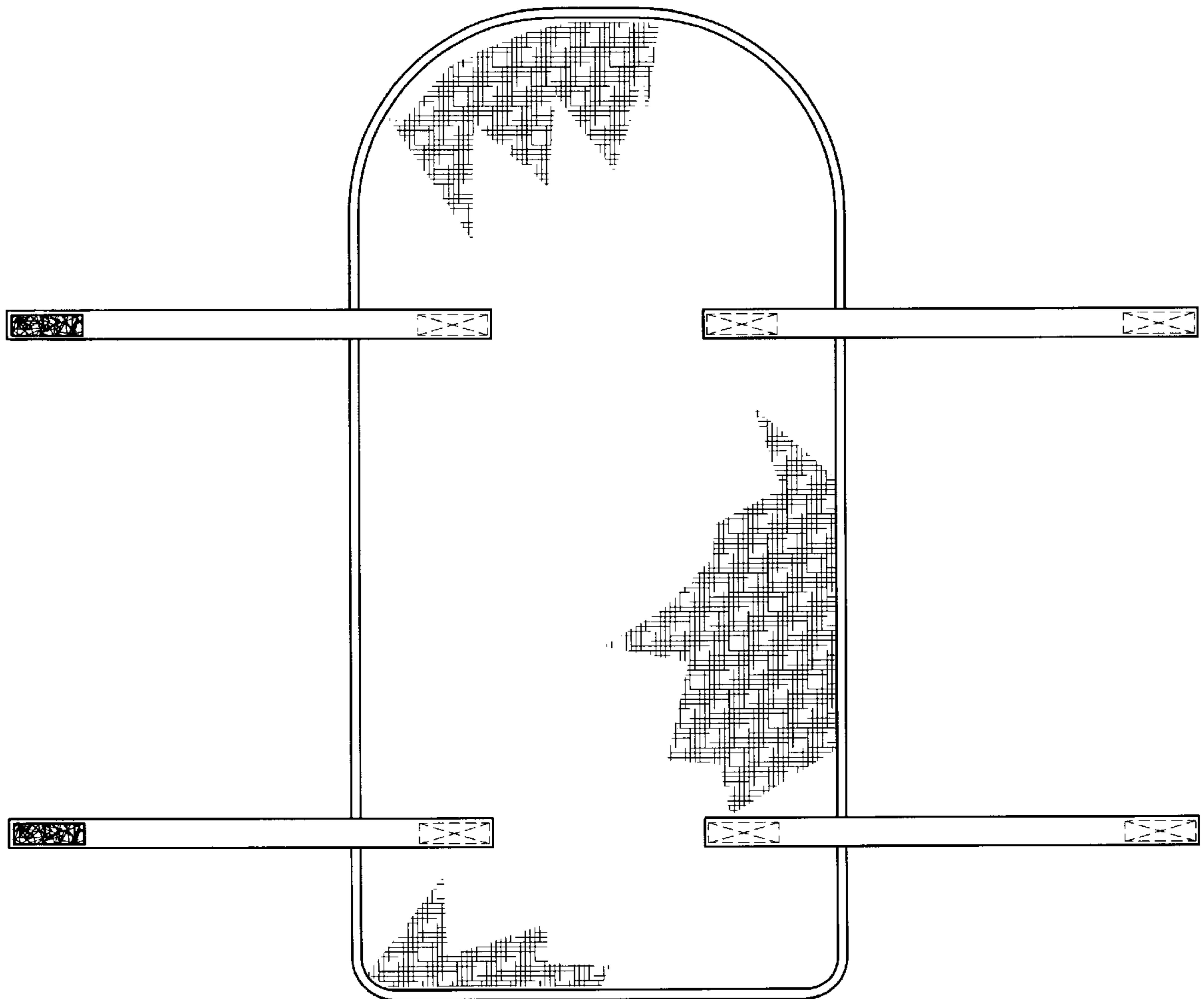


FIG. 3



FIG. 4



FIG. 5




FIG. 6

