



US00D427641S

# United States Patent [19] Palmer

[11] **Patent Number: Des. 427,641**  
[45] **Date of Patent: \*\* Jul. 4, 2000**

[54] **SMALL LIGHT BOX**

[75] Inventor: **James Palmer**, St. Clair Shores, Mich.

[73] Assignee: **Palmer Promotional Products**, Clinton Township, Mich.

[\*\*] Term: **14 Years**

[21] Appl. No.: **29/094,034**

[22] Filed: **Sep. 24, 1998**

[51] **LOC (7) Cl. .... 20-02**

[52] **U.S. Cl. .... D20/42; D20/10; D16/225**

[58] **Field of Search .... 40/734, 776, 790, 40/575, 546, 714, 716, 711, 737, 564; D26/24; D19/62, 52, 35; D20/10, 42; D6/308; 362/97, 812; D16/225, 221, 236**

[56] **References Cited**

**U.S. PATENT DOCUMENTS**

D. 244,725	6/1977	Niehaus et al. .	
D. 245,289	8/1977	Niehaus et al. .	
D. 269,350	6/1983	Lermann et al. ....	D16/225
D. 270,061	8/1983	Ackeret .....	D16/225
D. 311,214	10/1990	Malinovsky .....	D20/42
D. 350,555	9/1994	Field et al. ....	D16/221
D. 355,676	2/1995	Wilson .....	D20/10
D. 398,657	9/1998	Palmer et al. ....	D20/42
D. 405,473	2/1999	Tikhonski et al. ....	D20/42
1,475,977	12/1923	West .....	40/564

1,786,033	12/1930	Smith .....	40/564
2,588,545	3/1952	Lawrence .....	40/716
2,772,497	12/1956	Nelson .....	40/546
4,071,883	1/1978	Dennis .....	362/97
4,096,656	6/1978	Dieceglie .....	40/564
4,242,821	1/1981	McNeil .....	40/711
5,165,783	11/1992	Barron, Sr. ....	40/714
5,207,495	5/1993	Ahlstone .....	362/97
5,217,293	6/1993	Kobzeff et al. ....	362/97
5,657,563	8/1997	Lane .....	40/714

*Primary Examiner*—Adir Aronovich  
*Attorney, Agent, or Firm*—Nixon & Vanderhye PC

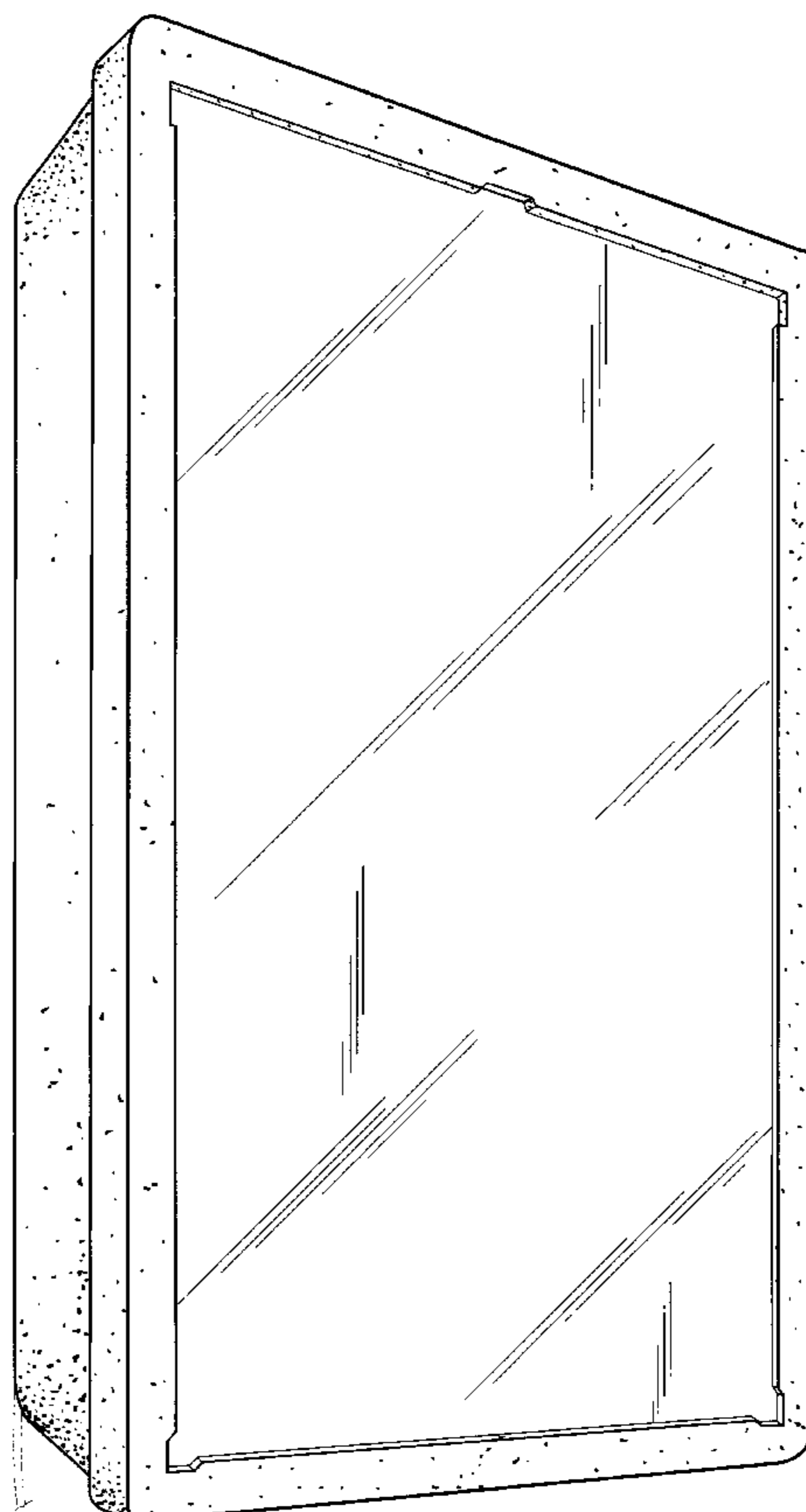
[57] **CLAIM**

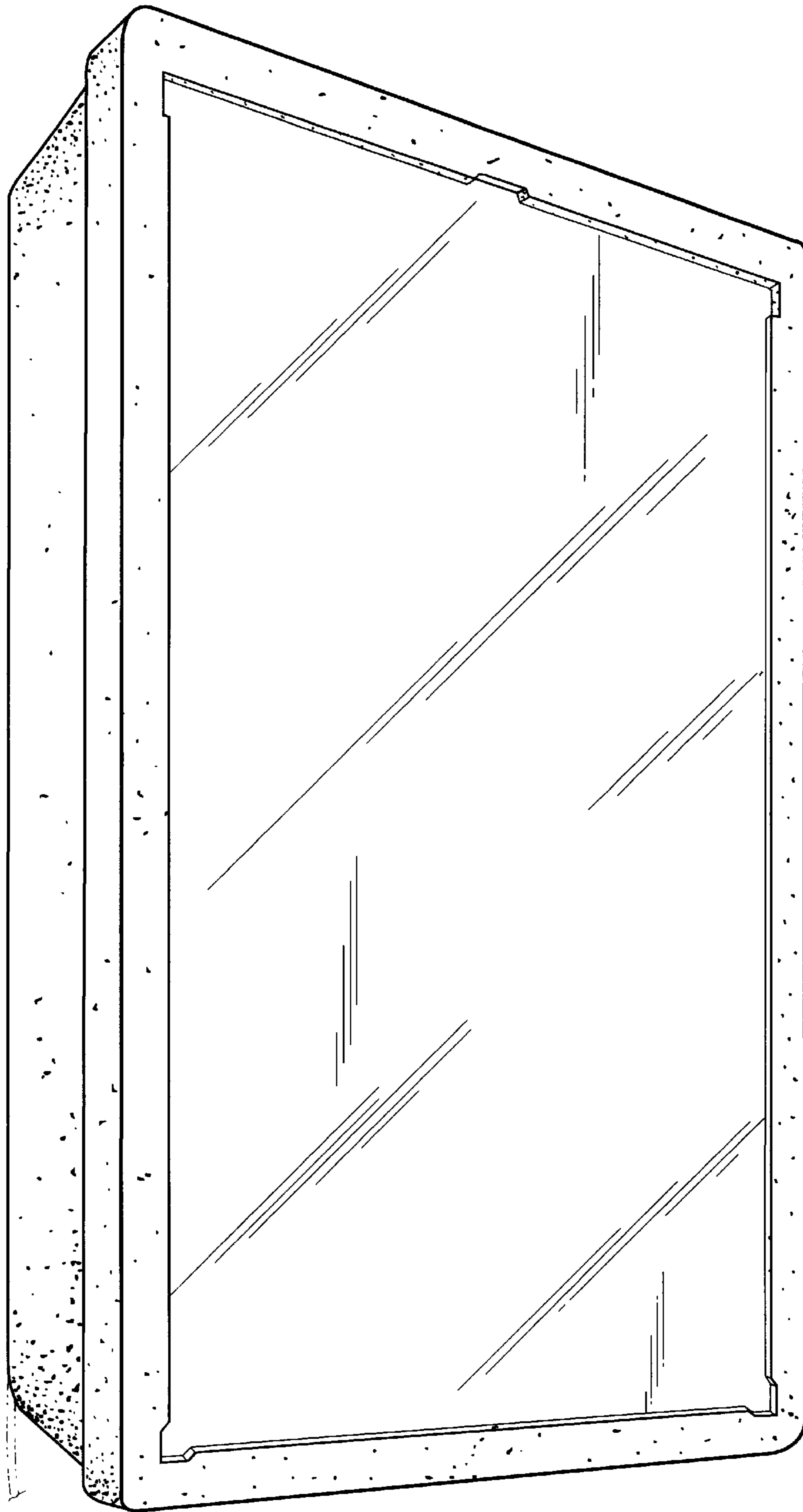
The ornamental design for a small light box, as shown and described.

**DESCRIPTION**

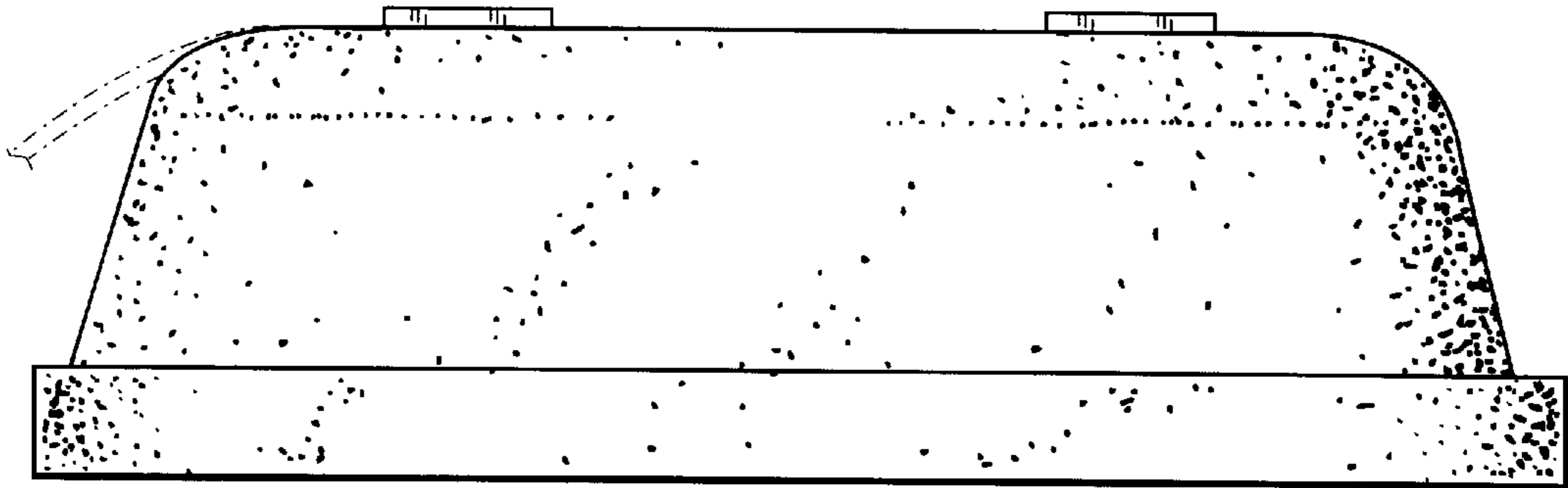
FIG. 1 is a perspective view of a small light box showing my design;  
FIG. 2 is a top end view thereof;  
FIG. 3 is a bottom end view thereof;  
FIG. 4 is a front elevational view thereof;  
FIG. 5 is a back elevational view thereof;  
FIG. 6 is a right side elevational view thereof; and,  
FIG. 7 is a left side elevational view thereof.  
The broken line showing of a fragmentary cord is for illustrative purposes only and forms no part of the claimed design.

**1 Claim, 5 Drawing Sheets**






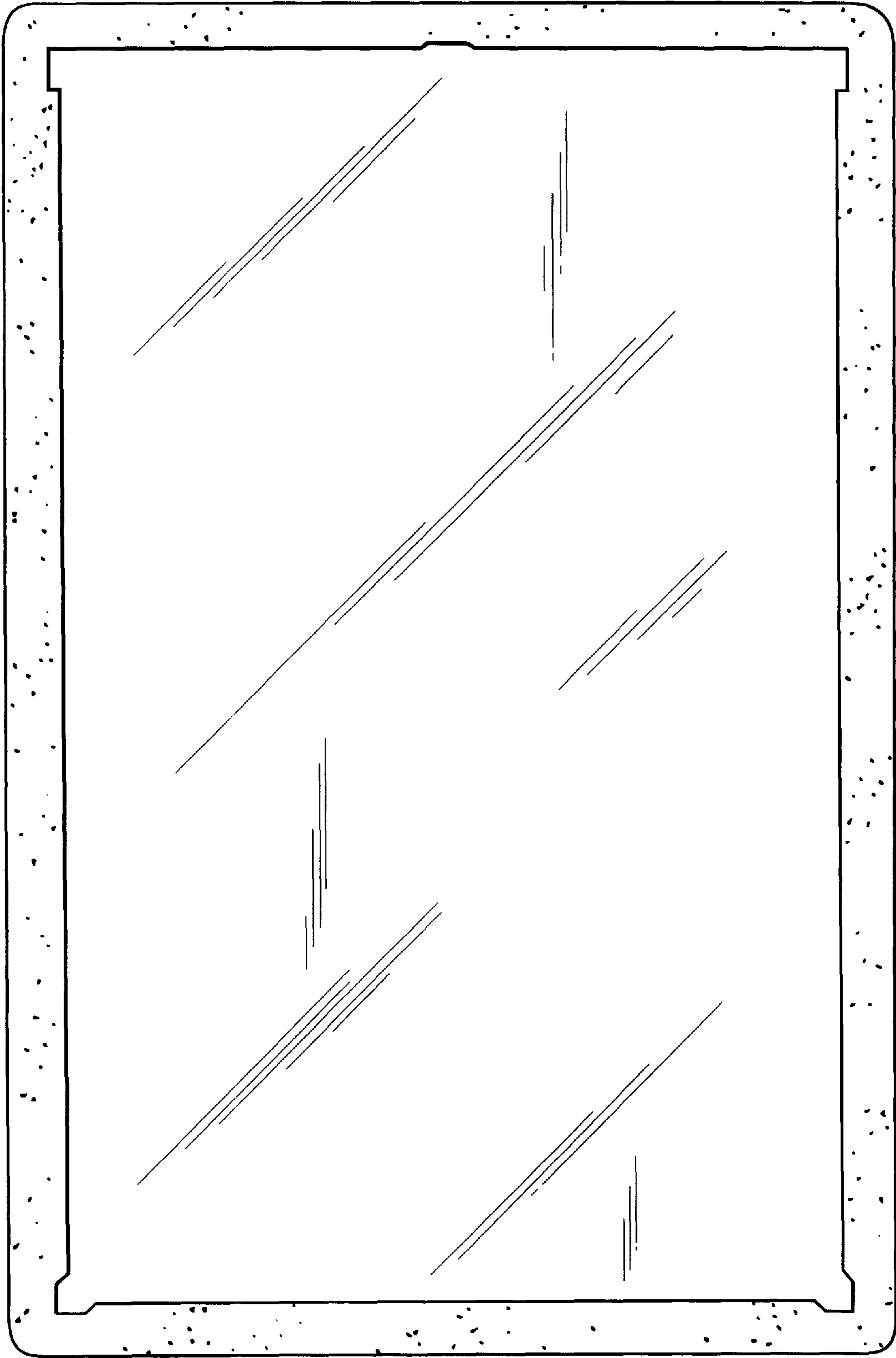
**Fig. 1**



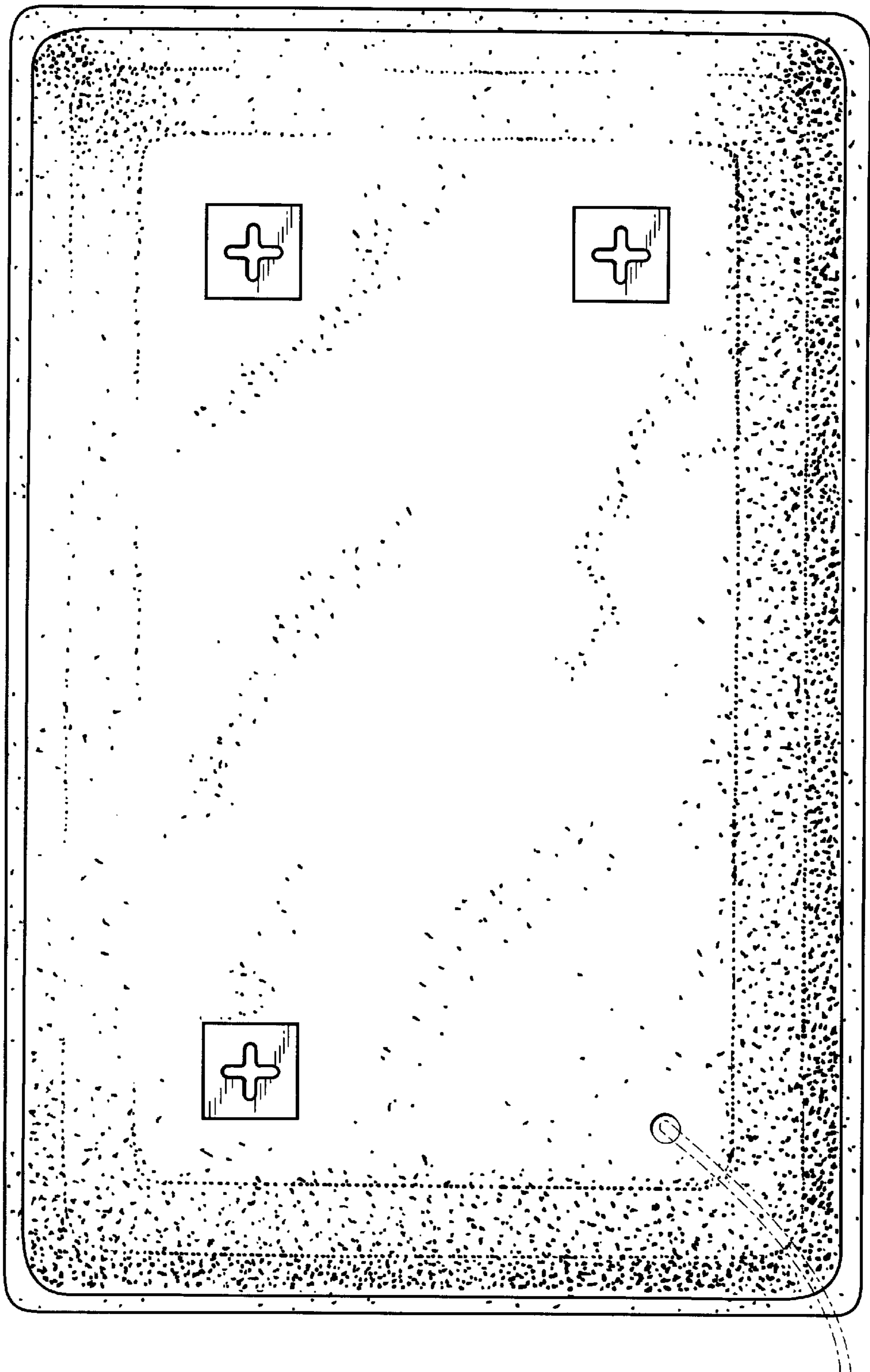
**Fig. 2**



**Fig. 3**



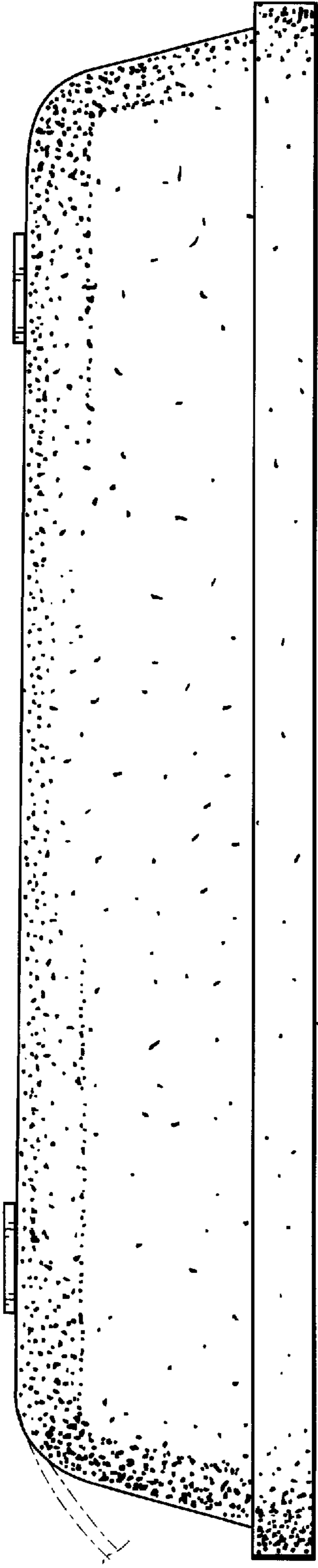
**Fig. 4**



**Fig. 5**



**Fig. 6**



**Fig. 7**

