



US00D427639S

United States Patent [19] Hickmott

[11] **Patent Number: Des. 427,639**
[45] **Date of Patent: ** Jul. 4, 2000**

[54] **PLANT TAG**
[75] Inventor: **Robert C. Hickmott**, Lansing, Mich.
[73] Assignee: **The John Henry Company**, Lansing, Mich.
[**] Term: **14 Years**
[21] Appl. No.: **29/101,998**
[22] Filed: **Mar. 16, 1999**
[51] **LOC (7) Cl.** **19-08**
[52] **U.S. Cl.** **D20/22; D8/1**
[58] **Field of Search** D20/10, 22, 26,
D20/27, 40, 41; D8/1; 40/299.01, 584,
606, 607, 645

502281 6/1991 France .
2656944 7/1991 France .
12908 of 1893 United Kingdom .
24078 of 1910 United Kingdom .
9317412 9/1993 WIPO .

Primary Examiner—Susan J. Lucas
Assistant Examiner—Jennifer Rivard
Attorney, Agent, or Firm—Price, Heneveld, Cooper, DeWitt & Litton

[56] **References Cited**
U.S. PATENT DOCUMENTS

D. 243,509 3/1977 Wheeler .
D. 253,389 11/1979 South, Jr. .
D. 306,043 2/1990 Hickmott D20/27
D. 314,493 2/1991 Keane .
D. 361,094 8/1995 Calkins et al. D20/26
D. 402,863 12/1998 Hickmott .
4,027,410 6/1977 Wheeler .
4,079,530 3/1978 Atherton et al. 40/645
4,196,533 4/1980 Kamphausen 40/645
4,972,616 11/1990 Doll .
5,575,107 11/1996 Doerr .

FOREIGN PATENT DOCUMENTS

521038 1/1953 France .

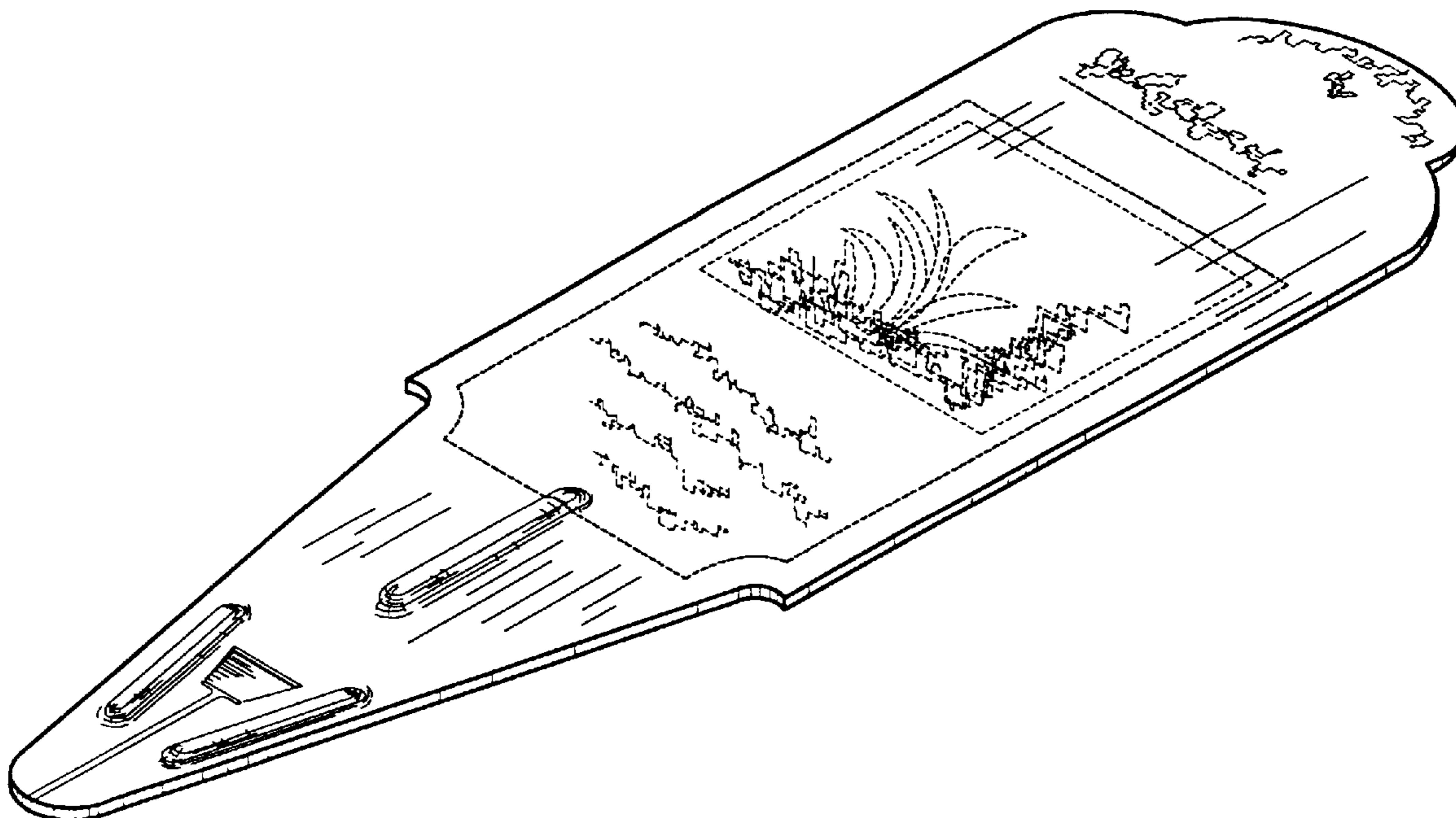
[57] **CLAIM**

I claim the ornamental design for a plant tag, as shown and described.

DESCRIPTION

FIG. 1 is a perspective view of the plant tag embodying the present invention;
FIG. 2 is a front elevational view of the tag shown in FIG. 1;
FIG. 3 is a rear elevational view of the tag shown in FIG. 1;
FIG. 4 is an enlarged top plan view of the tag shown in FIGS. 1-3;
FIG. 5 is an enlarged bottom plan view of the tag shown in FIGS. 1-3; and,
FIG. 6 is an enlarged right-side elevational view of the tag shown in FIGS. 1-5, the left side elevational view is a mirror image.
The broken lines are shown for illustrative purposes only and form no part of the claimed design.

1 Claim, 2 Drawing Sheets



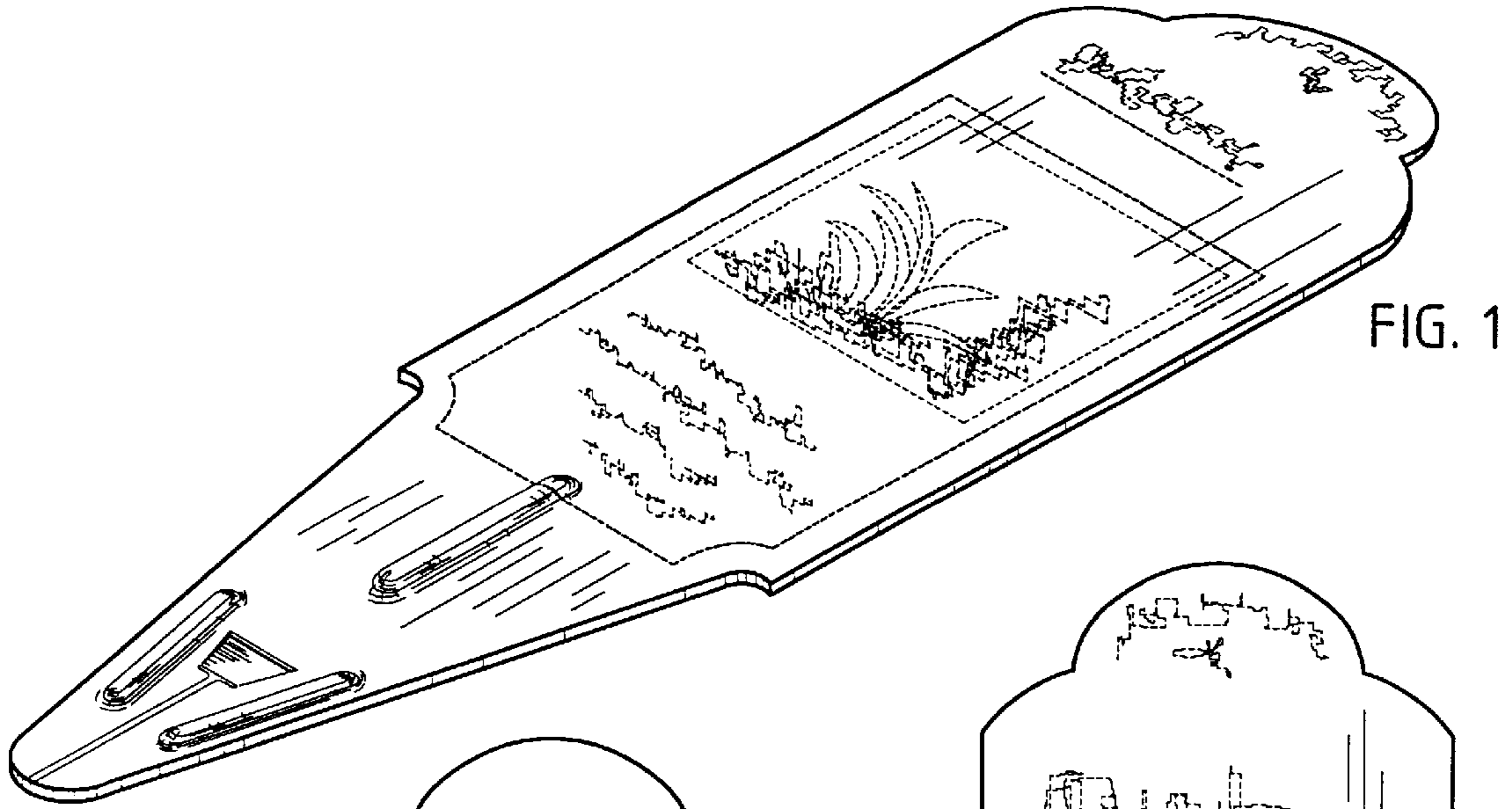


FIG. 1

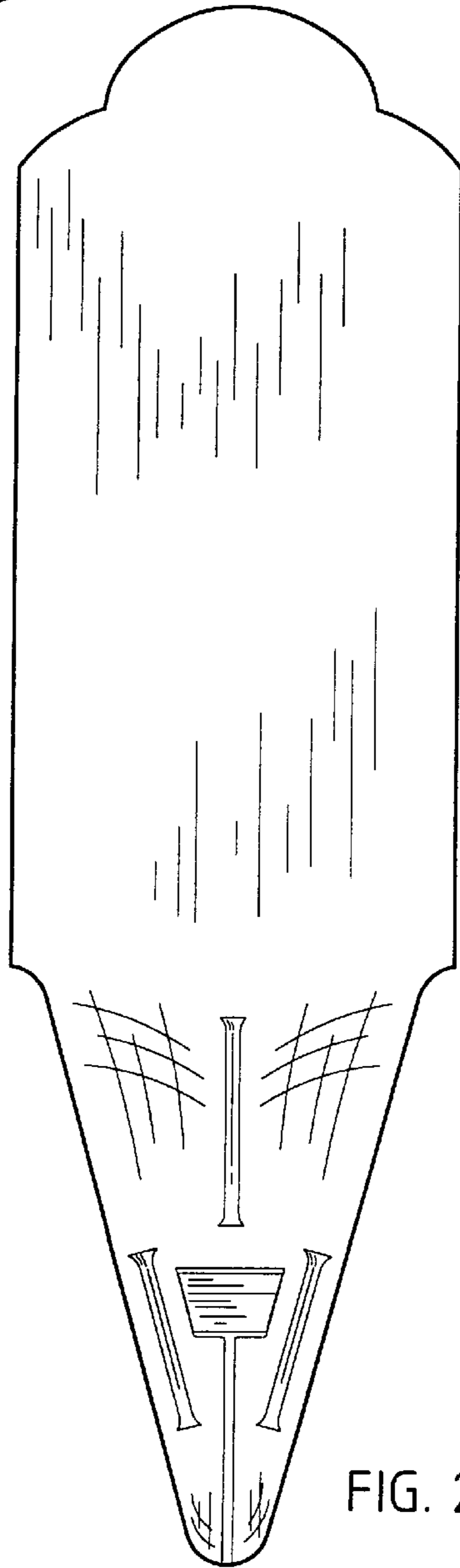


FIG. 2




FIG. 3

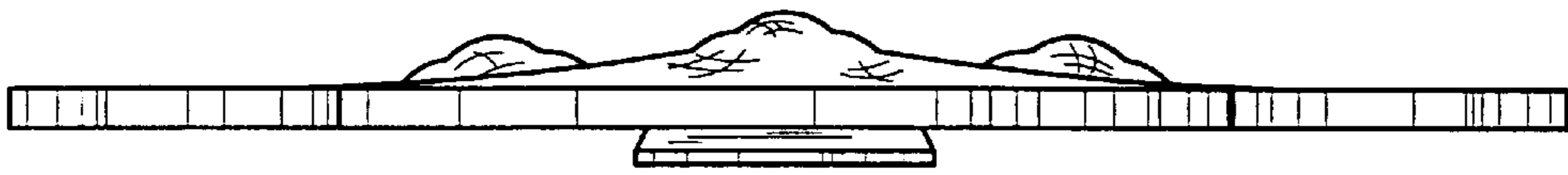


FIG. 4



FIG. 5

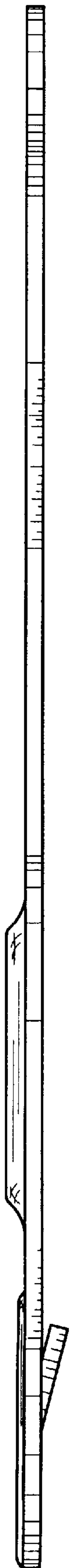


FIG. 6