



US00D427632S

# United States Patent [19]

[11] Patent Number: **Des. 427,632**

McNeil

[45] Date of Patent: **\*\* Jul. 4, 2000**

[54] **TRANSPARENT NOTEBOOK INSERT  
HAVING A PLURALITY OF OVERLAPPING  
TRANSPARENT FLAPS HAVING SIDE  
POCKETS**

4,533,048	8/1985	Ozeki .....	206/455
4,614,450	9/1986	Neiman .....	402/79
5,000,319	3/1991	Mermelstein .....	206/455
5,480,192	1/1996	Angerbauer et al. ....	281/31

[76] Inventor: **Rory A. McNeil**, 1715 Fiske Pl.,  
Oxnard, Calif. 93033

*Primary Examiner*—Martie K. Holtje  
*Attorney, Agent, or Firm*—Albert O. Cota

[\*\*] Term: **14 Years**

[57] **CLAIM**

[21] Appl. No.: **29/106,144**

The ornamental design for a transparent notebook insert having a plurality of overlapping transparent flaps having side pockets, as shown and described.

[22] Filed: **Jun. 11, 1999**

**DESCRIPTION**

[51] **LOC (7) Cl.** ..... **19-04**

[52] **U.S. Cl.** ..... **D19/33**

[58] **Field of Search** ..... D19/26, 27, 32,  
D19/33, 86, 90, 91, 99, 100; D3/900, 247,  
303; 40/405, 537, 661, 701, 704, 771-776;  
402/70, 73, 79; 283/107-112; 281/15.1,  
38-41, 3.1, 51; 206/449, 778, 569, 460,  
495, 455

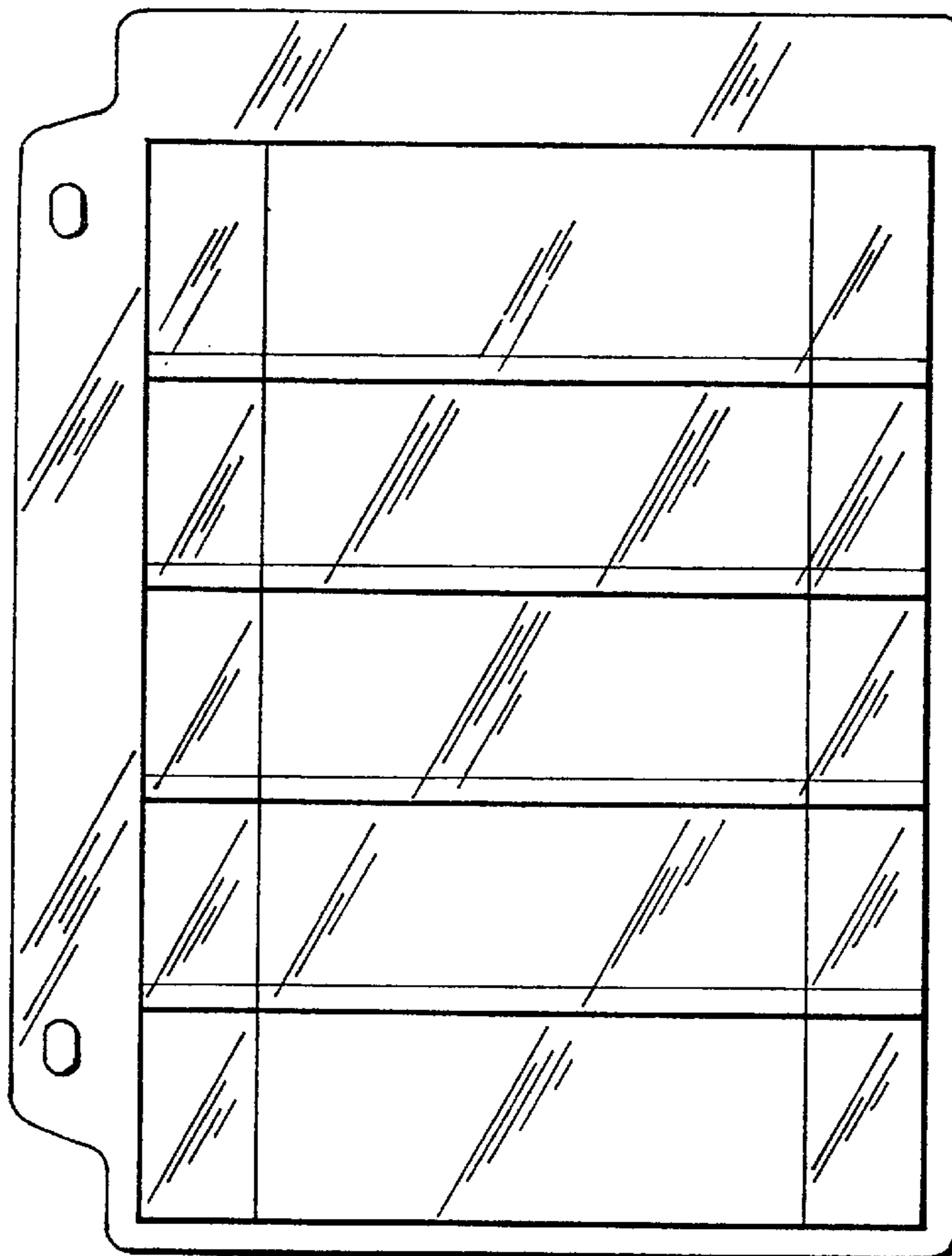
FIG. 1 is a front elevational view of a transparent notebook insert having a plurality of overlapping transparent flaps having side pockets showing my new design; FIG. 2 is a rear elevational view thereof; FIG. 3 is a top plan view thereof; FIG. 4 is a bottom plan view thereof; FIG. 5 is a left elevational view thereof; FIG. 6 is a right elevational view thereof; and, FIG. 7 is a front elevational view of a second embodiment illustrating a transparent notebook insert having a plurality of longitudinal, overlapping transparent flaps having on each side a pocket.

[56] **References Cited**

**U.S. PATENT DOCUMENTS**

1,484,827	2/1924	Heend .....	40/537
2,254,893	9/1941	Hires .....	206/495
3,339,303	9/1967	Anderson .....	40/704

**1 Claim, 3 Drawing Sheets**



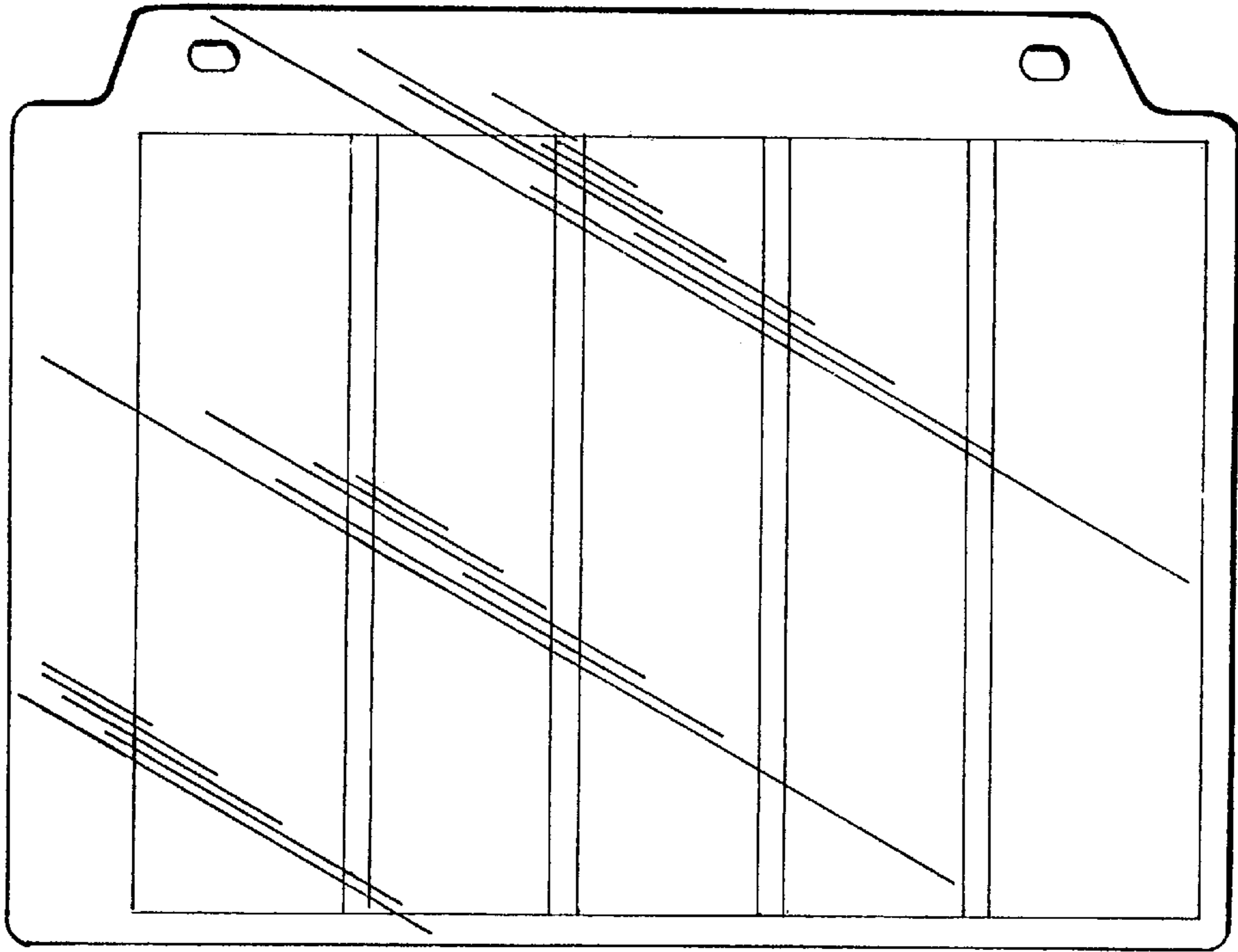


Fig. 2

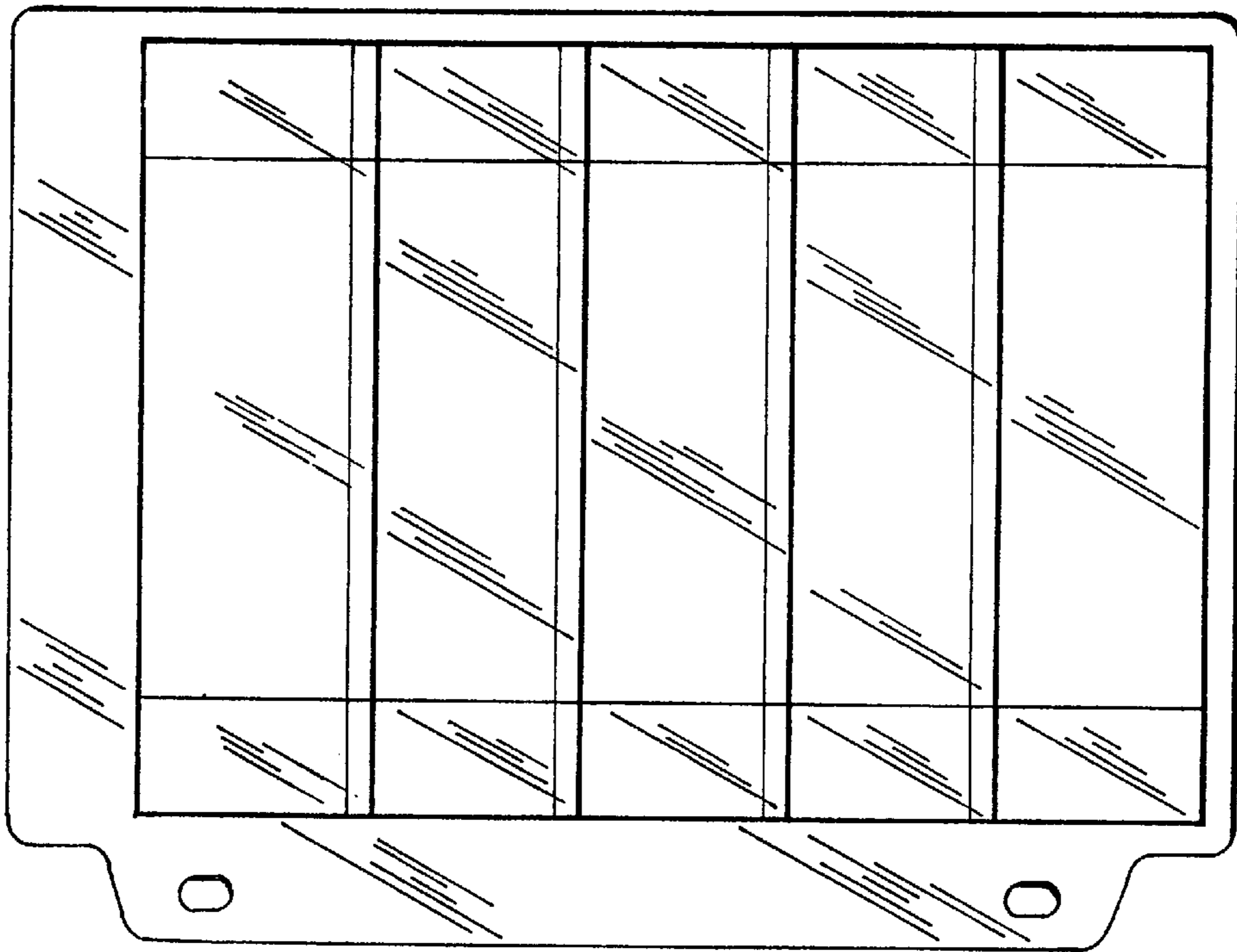


Fig. 1




Fig. 6



Fig. 5



Fig. 3



Fig. 4

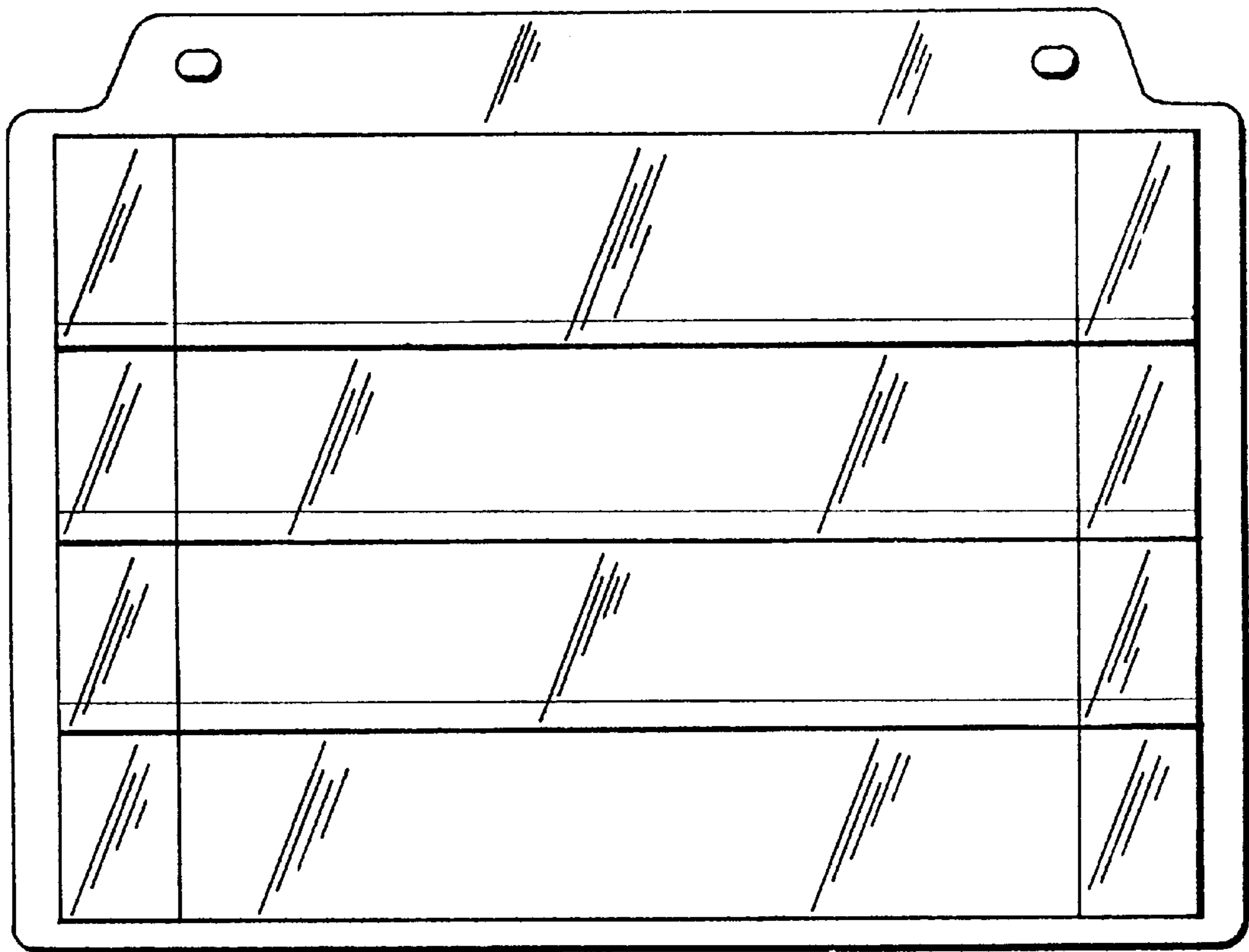


Fig.7