



US00D427616S

United States Patent [19]
Lindstrand

[11] **Patent Number: Des. 427,616**
[45] **Date of Patent: ** Jul. 4, 2000**

[54] **OIL LUBRICATOR FOR CONTAINING AND DISPENSING OIL**

[76] Inventor: **Ola Lindstrand**, 360 Laplaine F06790, Aspremont, France

[**] Term: **14 Years**

[21] Appl. No.: **29/109,726**

[22] Filed: **Aug. 20, 1999**

[51] **LOC (7) Cl.** **15-09**

[52] **U.S. Cl.** **D15/150**

[58] **Field of Search** D10/46; D15/150-152; 137/87; 184/27.3, 6.23, 6.24, 6.28, 27.1, 31, 58, 65, 81, 55, 6.4, 108; 248/129; 280/49.34, 79.2, 79.5; 364/140; 418/270

[56] **References Cited**

U.S. PATENT DOCUMENTS

D. 192,837	5/1962	Aldred, Jr.	D15/150
D. 374,447	10/1996	Brewer	D15/150
D. 379,097	5/1997	Brewer	D15/150
5,904,841	5/1999	Penny	184/6.28
6,003,635	5/1962	Bantz et al.	184/27.7

Primary Examiner—Antoine Duval Davis
Attorney, Agent, or Firm—Caesar, Rivise, Bernstein, Cohen & Pokotilow, Ltd.

[57] **CLAIM**

The ornamental design for an oil lubricator for containing and dispensing oil, as shown.

DESCRIPTION

The file of this patent contains at least one drawing executed in color. Copies of this patent with color drawing(s) will be provided by the Patent and Trademark Office upon request and payment of the necessary fee.

FIG. 1 is an isometric view of one embodiment of an oil lubricator employing my new design;
FIG. 2 is a front elevational view of the oil lubricator shown in FIG. 1;
FIG. 3 is a rear elevational view of the oil lubricator shown in FIG. 1;
FIG. 4 is a right side elevational view of the oil lubricator shown in FIG. 1;
FIG. 5 is a left side elevational view of the oil lubricator shown in FIG. 1;
FIG. 6 is a plan view of the oil lubricator shown in FIG. 1; and,
FIG. 7 is a bottom view of the oil lubricator shown in FIG. 1;

1 Claim, 7 Drawing Sheets

(7 of 7 Drawing Sheet(s) Filed in Color)




Fig. 1

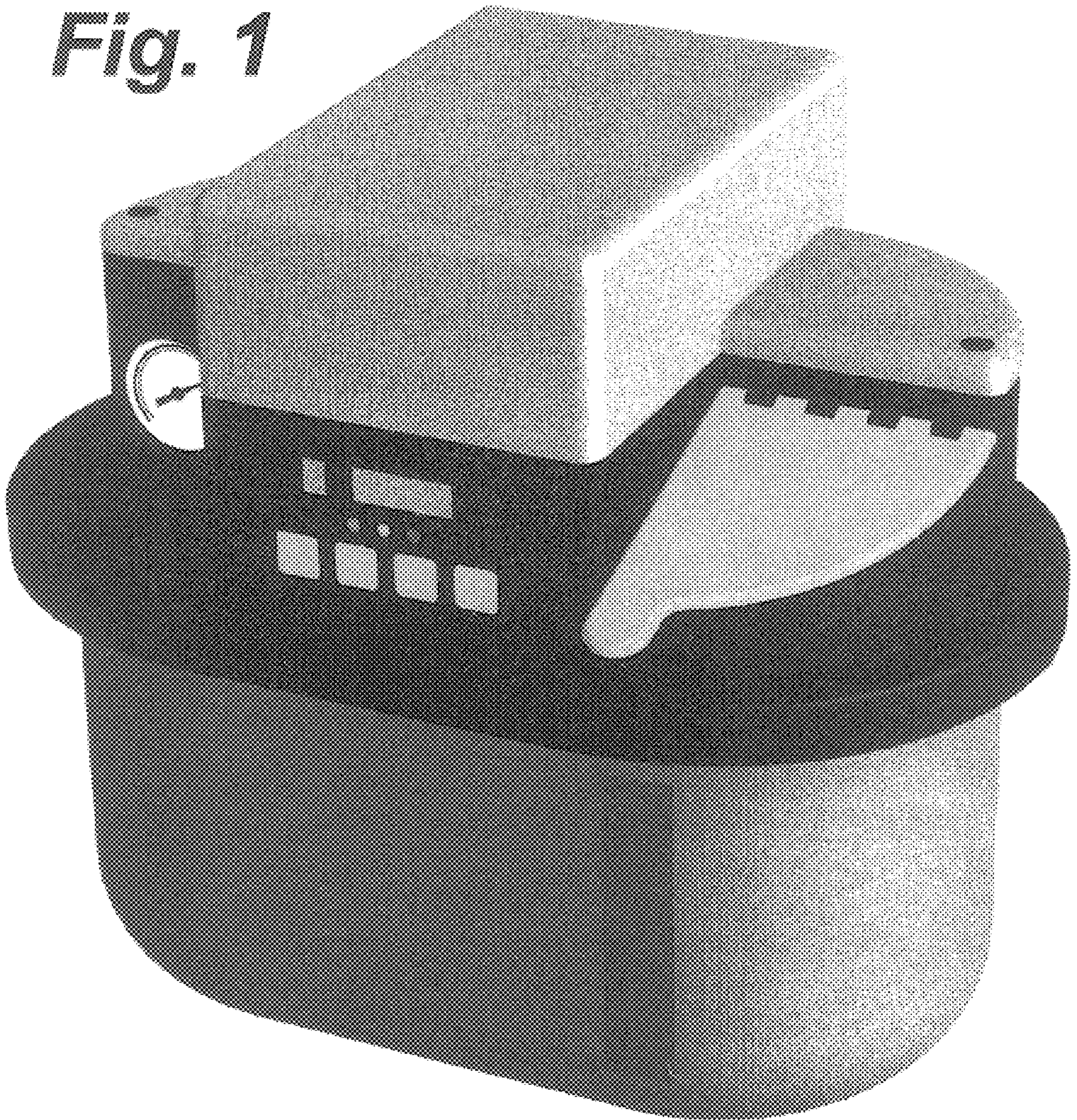




Fig. 2

Fig. 3




Fig. 4




Fig. 5




Fig. 6




Fig. 7

