



US00D427585S

United States Patent [19]

Atsumi et al.

[11] Patent Number: **Des. 427,585**

[45] Date of Patent: **** Jul. 4, 2000**

[54] **REMOTE CONTROLLER FOR IMAGE PLAYER**

[75] Inventors: **Kinji Atsumi; Takehiro Noga; Shoji Tabata**, all of Tokyo, Japan

[73] Assignee: **NEC Corporation**, Tokyo, Japan

[**] Term: **14 Years**

[21] Appl. No.: **29/109,825**

[22] Filed: **Aug. 25, 1999**

[30] **Foreign Application Priority Data**

Mar. 8, 1999 [JP] Japan 11-5732

[51] **LOC (7) Cl.** **14-03**

[52] **U.S. Cl.** **D14/218**

[58] **Field of Search** D14/217, 218, D14/124, 299; D10/104, 106; D13/168; D21/566; 348/734; 455/151.1-151.4, 352-355, 251.1; 200/331

[56] **References Cited**

U.S. PATENT DOCUMENTS

D. 341,837 11/1993 Curbbun D14/218

D. 368,094 3/1996 Turin et al. D14/218
D. 387,061 12/1997 Nozoe D14/218
D. 399,209 10/1998 Yamagishi D14/218
D. 400,885 11/1998 Goto D14/218
D. 409,200 5/1999 Cooper D14/218

Primary Examiner—Louis S. Zarfaz
Assistant Examiner—G. Andoll
Attorney, Agent, or Firm—Sughrue, Mion, Zinn, Macpeak & Seas, PLLC

[57] **CLAIM**

The ornamental design for a remote controller for image player, as shown.

DESCRIPTION

FIG. 1 is a perspective view of the front, bottom and left side of a remote controller for image player showing our new design;
FIG. 2 is a front elevational view thereof;
FIG. 3 is a rear elevational view thereof;
FIG. 4 is a right side elevational view thereof;
FIG. 5 is a left side elevational view thereof;
FIG. 6 is a top plan view thereof; and,
FIG. 7 is a bottom plan view thereof.

1 Claim, 3 Drawing Sheets

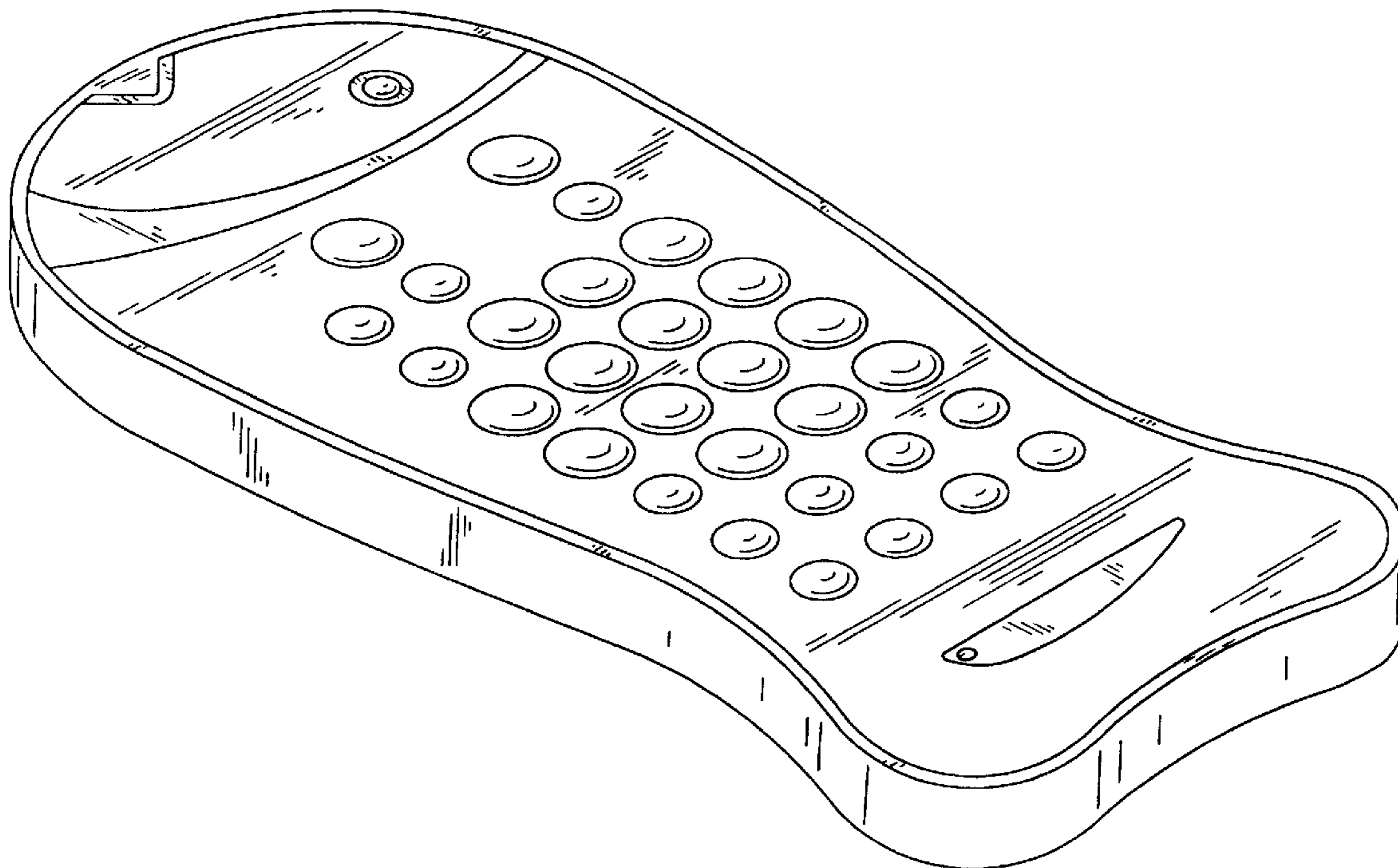


FIG. 1

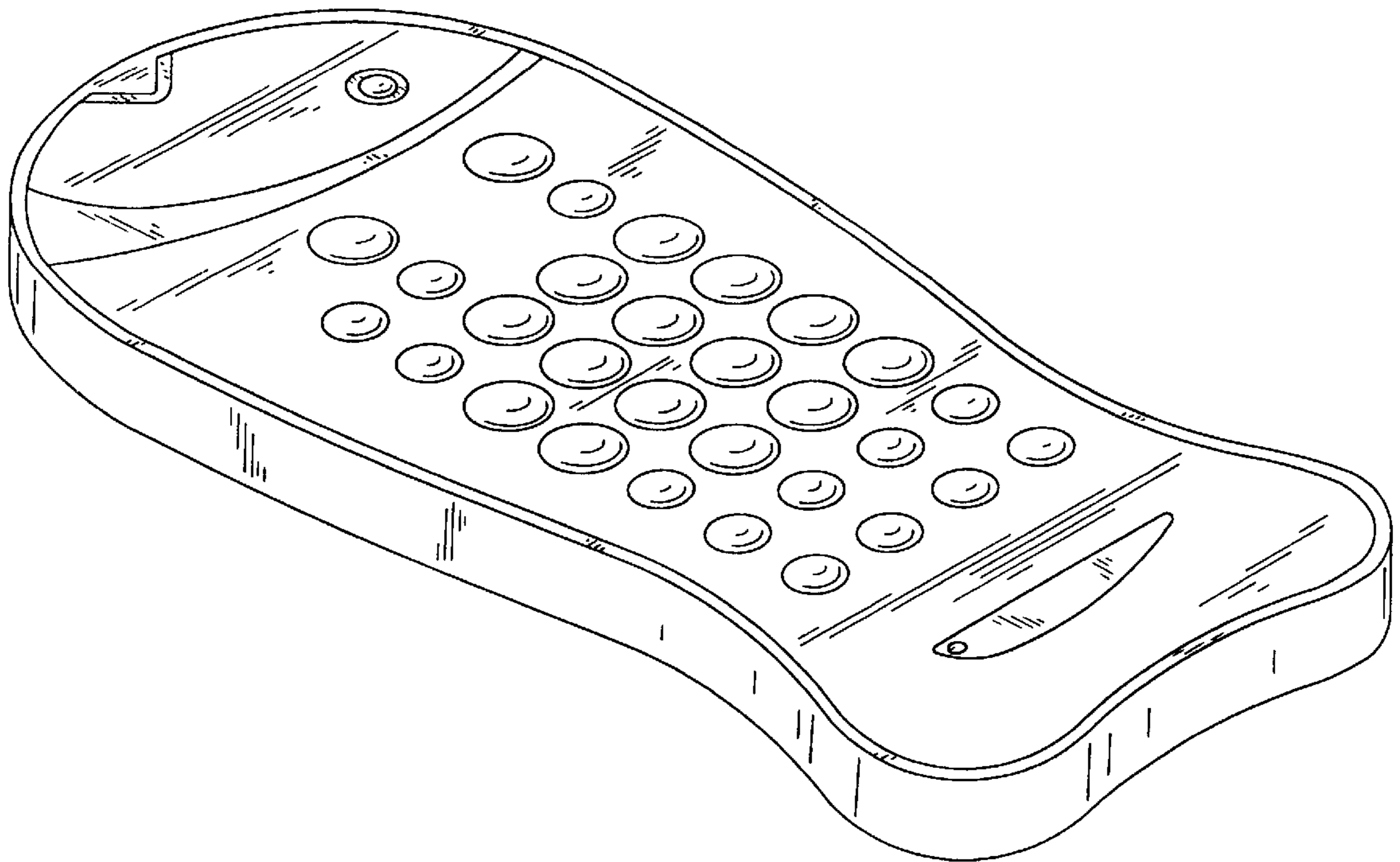


FIG. 2

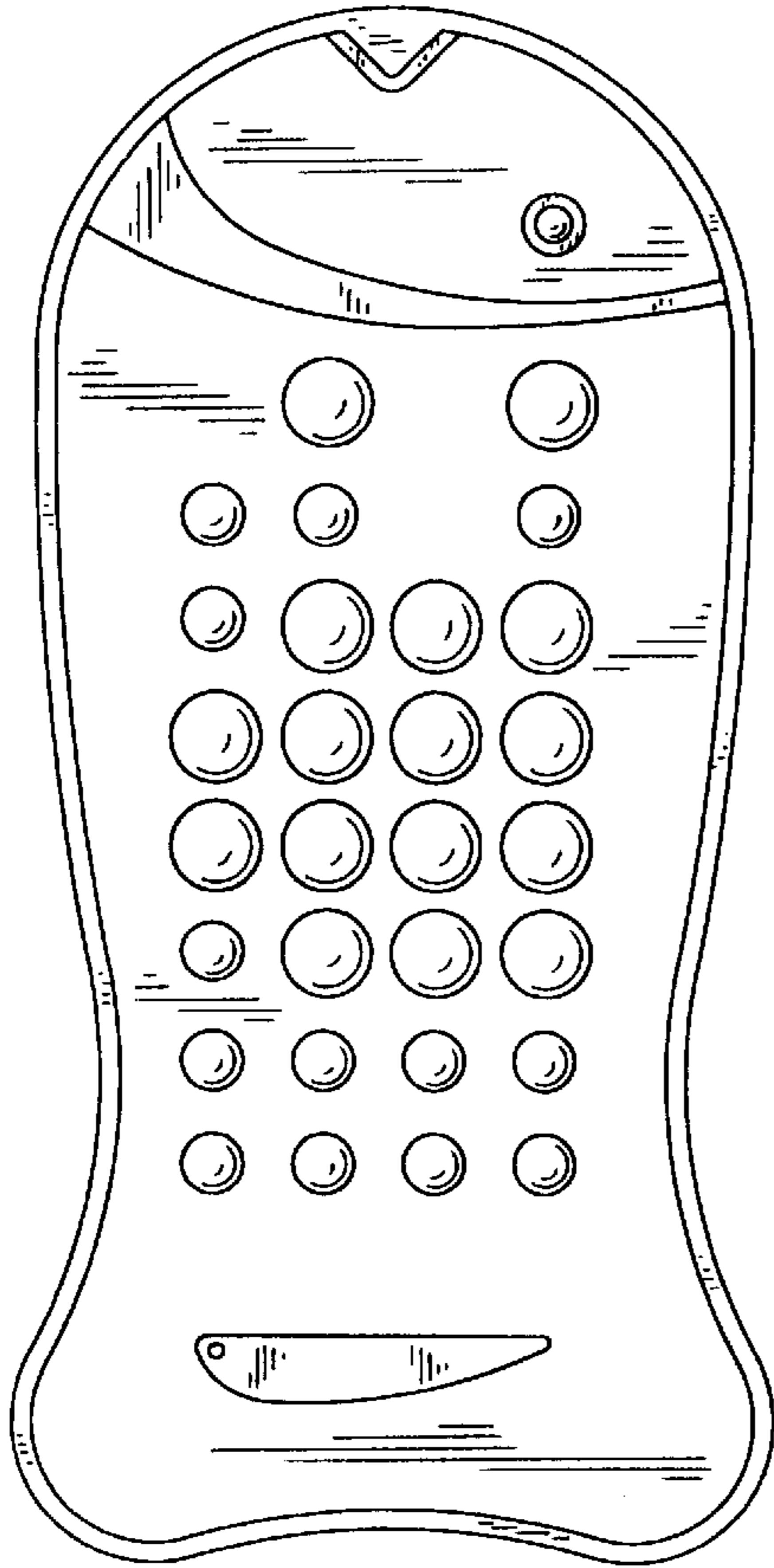


FIG. 3

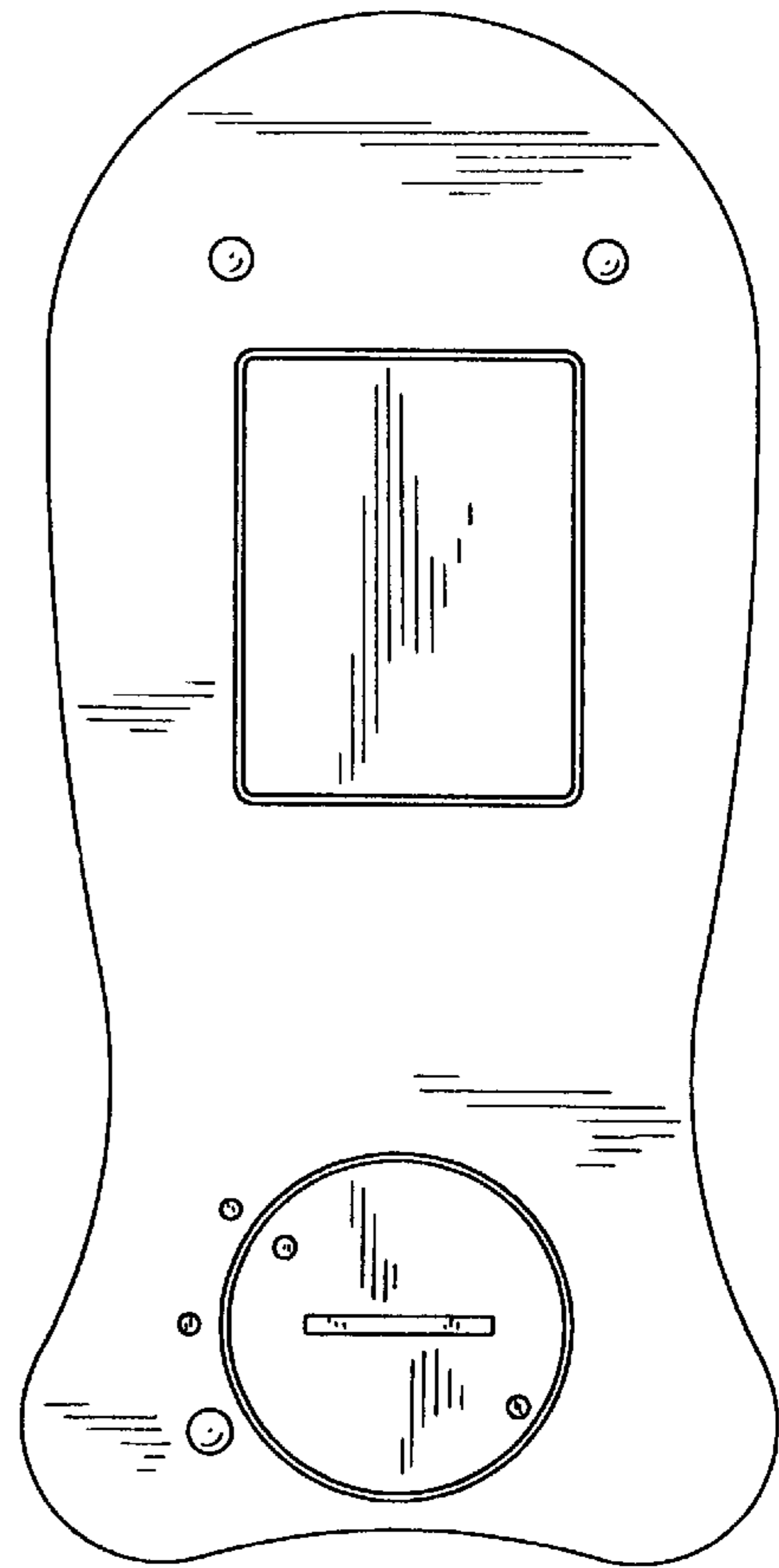


FIG. 6



FIG. 7



FIG. 4

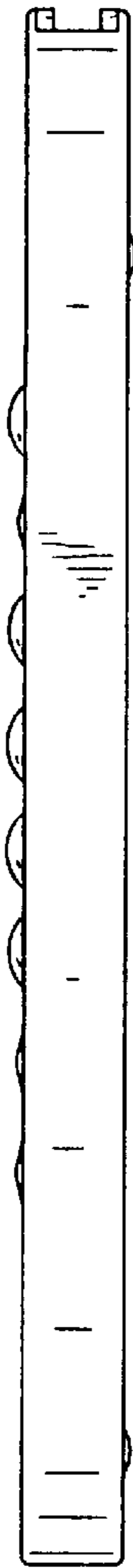


FIG. 5

