

US00D427554S

United States Patent [19]
Schmider

[11] **Patent Number:** **Des. 427,554**
[45] **Date of Patent:** **** Jul. 4, 2000**

[54] **VEHICLE MIRROR**
[75] **Inventor:** **Ranier Schmider**, Schönaich, Germany
[73] **Assignee:** **DaimlerChrysler AG**, Stuttgart, Germany
[**] **Term:** **14 Years**
[21] **Appl. No.:** **29/105,429**
[22] **Filed:** **May 25, 1999**
[30] **Foreign Application Priority Data**
Nov. 25, 1998 [DE] Germany 498 11 633
[51] **LOC (7) Cl.** **12-16**
[52] **U.S. Cl.** **D12/188**
[58] **Field of Search** D12/187-189;
359/838, 843, 844, 850, 868, 871, 872,
874, 876, 877, 881, 841; 248/475.1, 480,
481, 479, 487, 494, 483

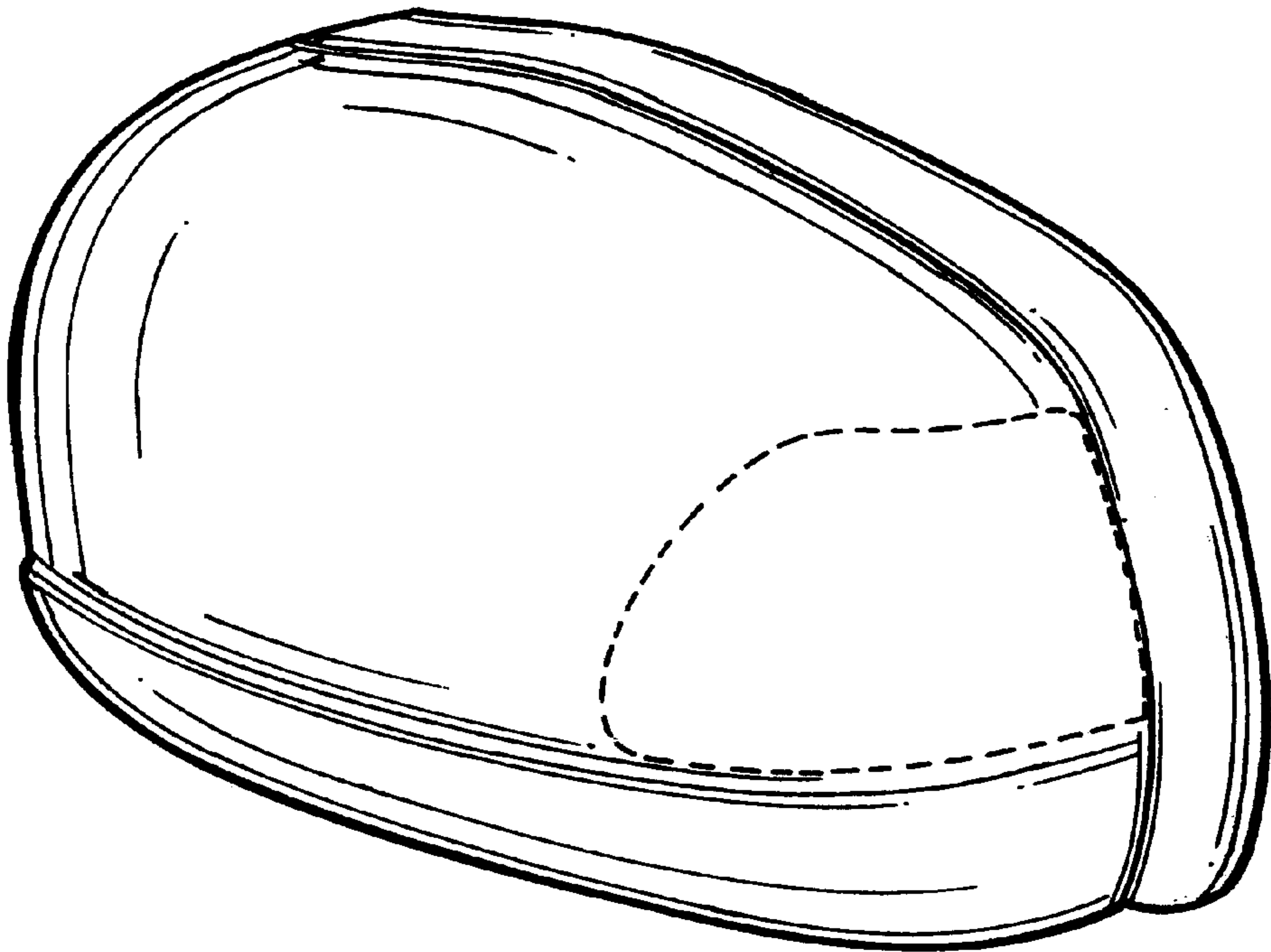
[56] **References Cited**
U.S. PATENT DOCUMENTS
D. 281,411 11/1985 Abe D12/188
D. 330,001 10/1992 Sacco et al. D12/187
D. 332,771 1/1993 Sacco et al. D12/187
D. 410,421 6/1999 Pfeiffer D12/187
5,774,283 6/1998 Nagel et al. D12/838

Primary Examiner—Ralf Seifert
Attorney, Agent, or Firm—Evenson, McKeown, Edwards & Lenahan, P.L.L.C.

[57] **CLAIM**
The ornamental design for a vehicle mirror, as shown and described.

DESCRIPTION
FIG. 1 is a perspective view of a vehicle mirror according to my novel design;
FIG. 2 is a rear view of a vehicle mirror according to my novel design;
FIG. 3 is a top view of a vehicle mirror according to my novel design;
FIG. 4 is a bottom view of a vehicle mirror according to my novel design; and,
FIG. 5 is a side view of a vehicle mirror according to my novel design.
This design represents one embodiment of a mirror configuration for a vehicle. The depicted embodiment is the right side mirror. The design also contemplates a left side embodiment that is mirror symmetrical to the design illustrated and is therefore not separately illustrated.
The broken line immediately next to the structure line represents the bounds of the design. All other broken line matter represents environment. None of the broken lines form any part of the claimed design.
The surface(s) or portion(s) of the article not shown in the drawing or described in the specification form(s) no part of the claimed design.

1 Claim, 2 Drawing Sheets



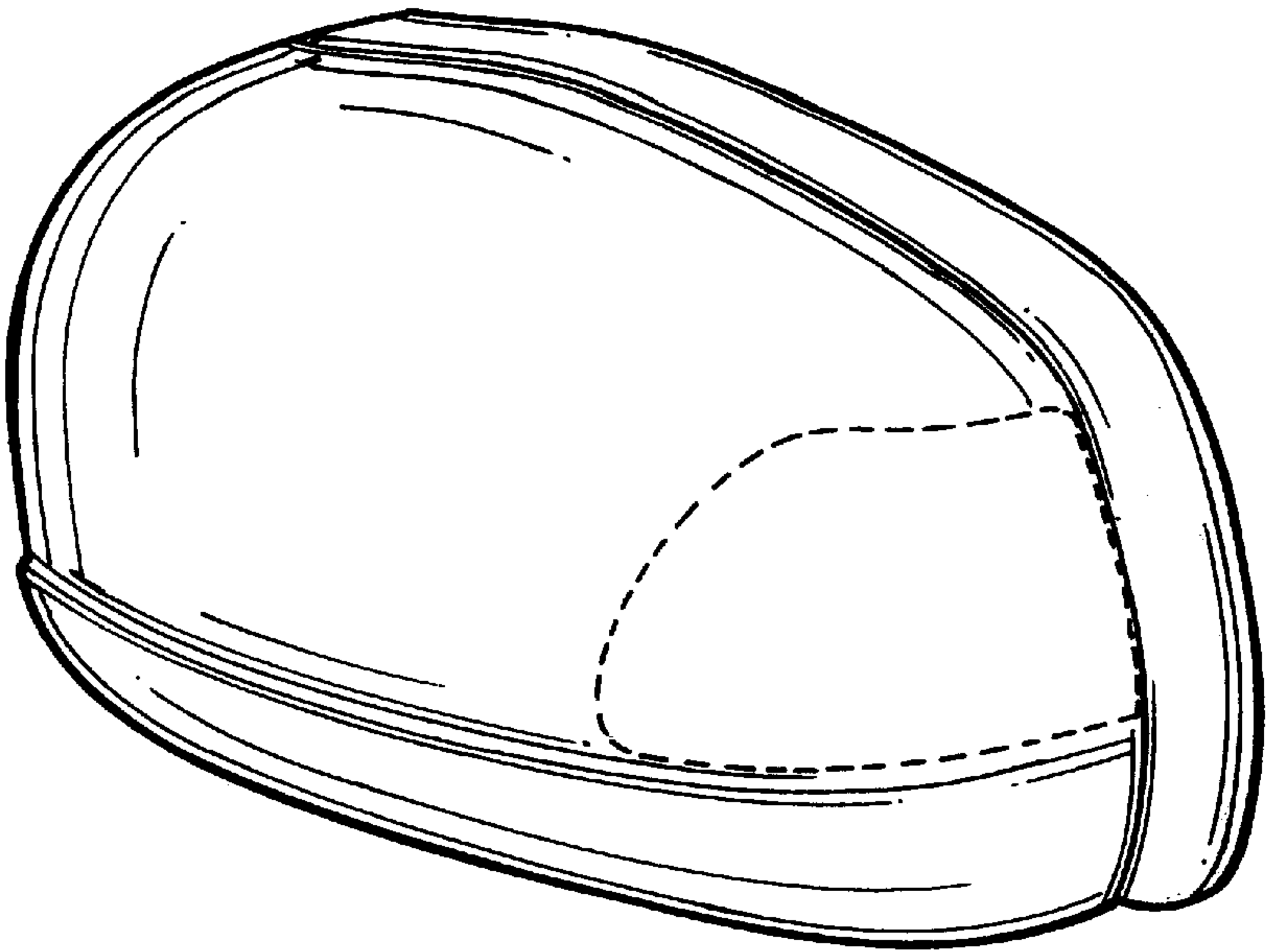


FIG. 1




FIG. 2



FIG. 3

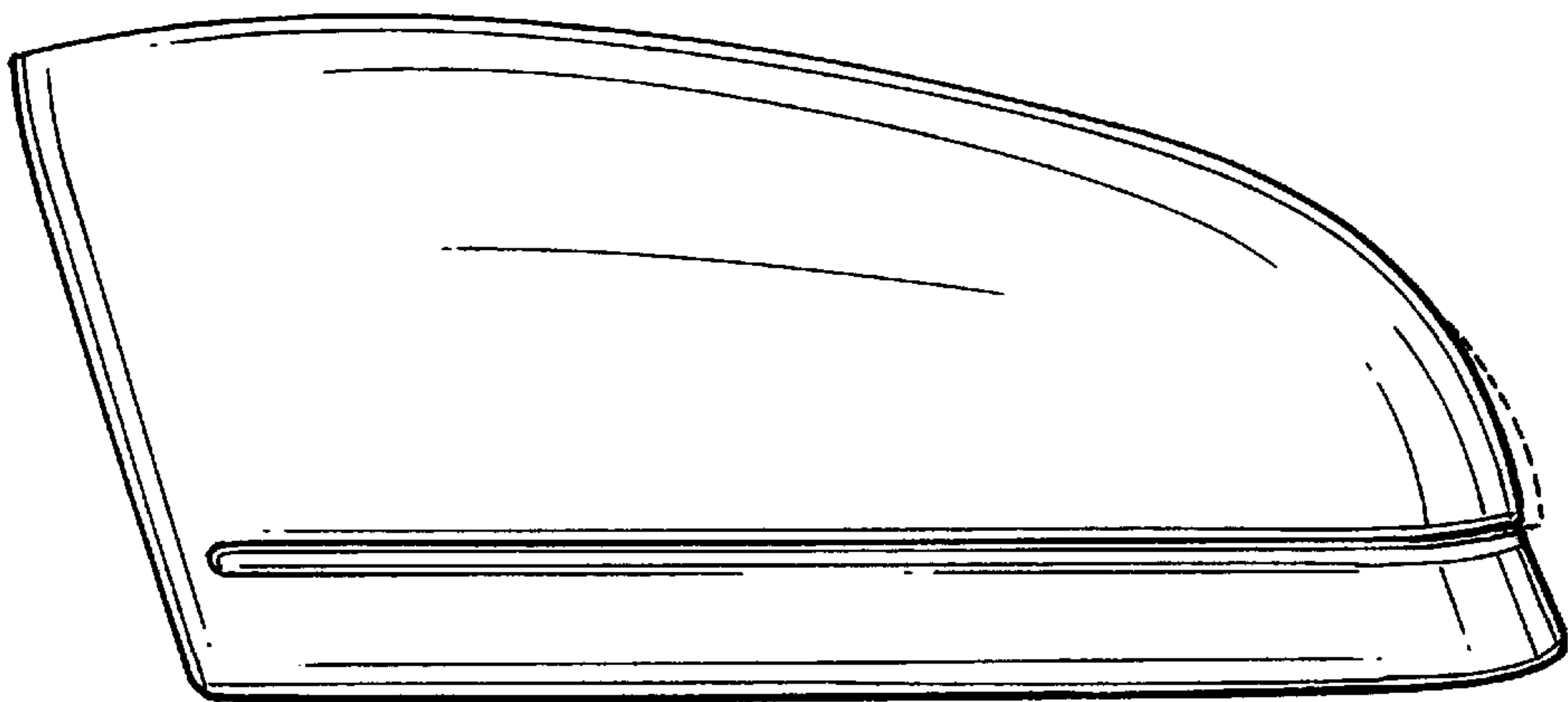


FIG. 4

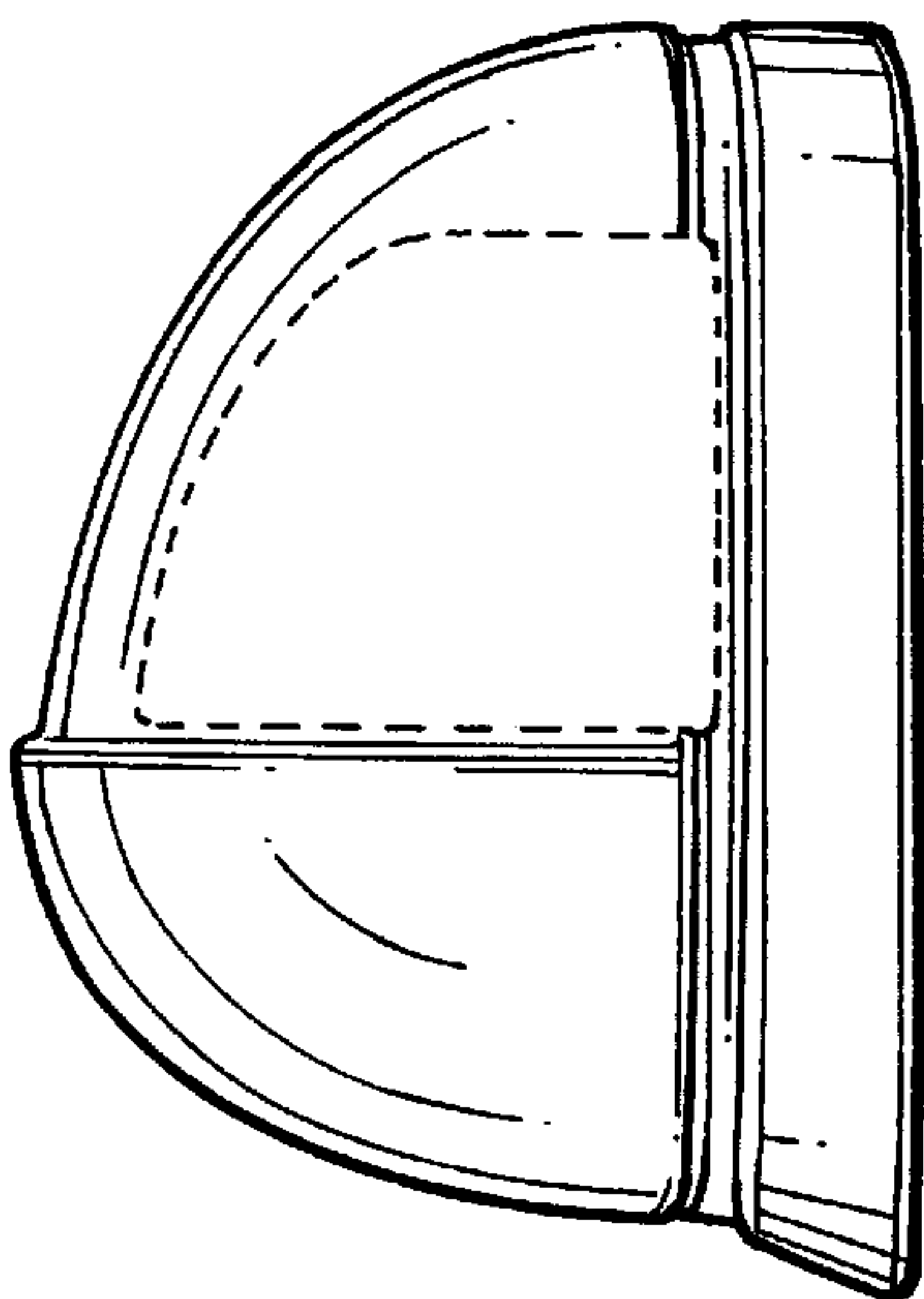


FIG. 5