



US00D427492S

United States Patent [19] Deville

[11] **Patent Number: Des. 427,492**
[45] **Date of Patent: ** *Jul. 4, 2000**

[54] **PRUNING SHEARS WITH LONG HANDLES**

D. 405,663 2/1999 Deville D8/5

[75] Inventor: **Antoine Deville**, Le Vieil-Bauge,
France

[73] Assignee: **Deville S.A.**, Bauge, France

[*] Notice: This patent is subject to a terminal disclaimer.

[**] Term: **14 Years**

[21] Appl. No.: **29/096,189**

[22] Filed: **Nov. 6, 1998**

[30] **Foreign Application Priority Data**

May 6, 1998 [FR] France 98 2775

[51] **LOC (7) Cl.** **08-01**

[52] **U.S. Cl.** **D8/5**

[58] **Field of Search** D8/1, 4, 5, 98;
30/262, 287

[56] **References Cited**

U.S. PATENT DOCUMENTS

- D. 323,960 2/1992 Wilhelm et al. D8/5
- D. 356,719 3/1995 Choi D8/5
- D. 357,390 4/1995 Thompson et al. D8/5

OTHER PUBLICATIONS

Yard and Garden catalog; item #P-10742 extending shears; p. 29; 1985.

Clappers Garden catalog; item #T2-4 Border Shear; p. 22; 1988.

Flying High sell sheet; item j #13003 Hedge Shears; p. 17, 1995.

Flying High sell sheet; item m #13020; p. 17, 1995.

Primary Examiner—Robin V. Taylor

Attorney, Agent, or Firm—Abelman, Frayne & Schwab

[57] CLAIM

The ornamental design for pruning shears with long handles, as shown and described.

DESCRIPTION

FIG. 1 is a right-side view showing the new pruning shears with long handles design;

FIG. 2 is a top plan view thereof;

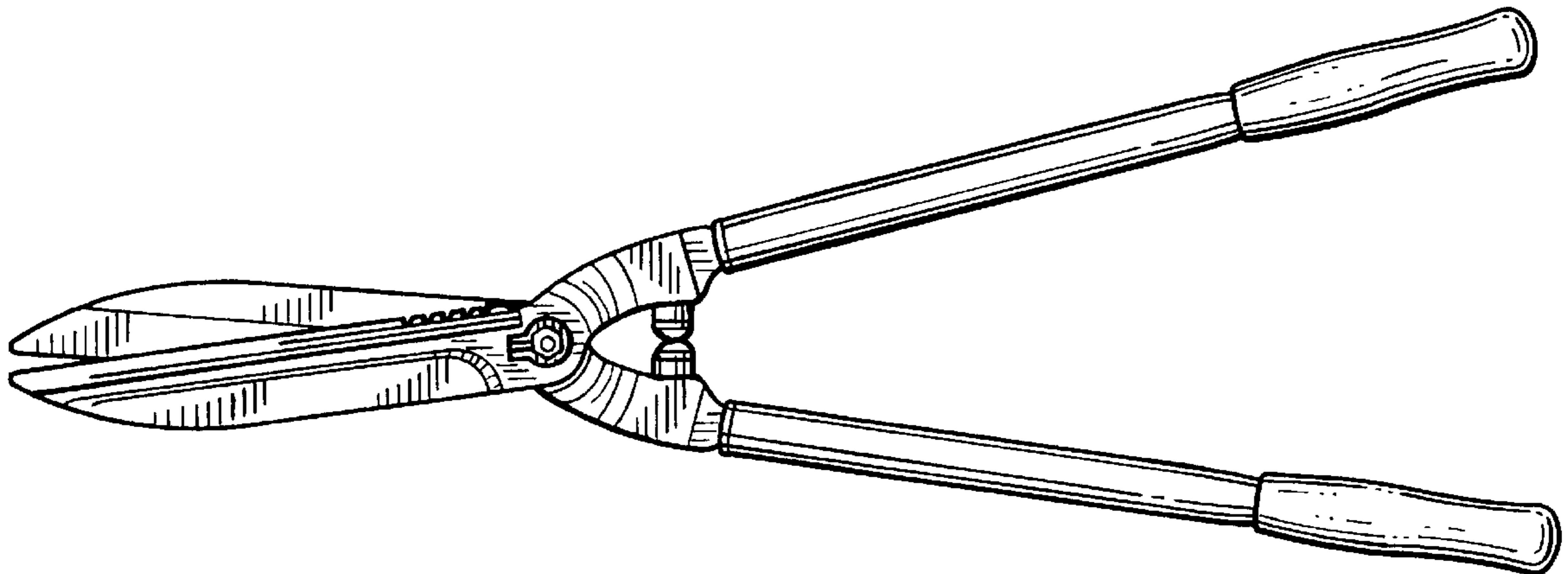
FIG. 3 is a front view thereof;

FIG. 4 is a rear view thereof;

FIG. 5 is a left side view thereof; and,

FIG. 6 is a bottom plan view thereof.

1 Claim, 3 Drawing Sheets



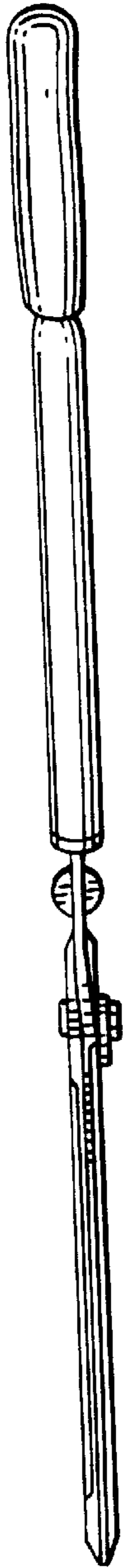


FIG. 2

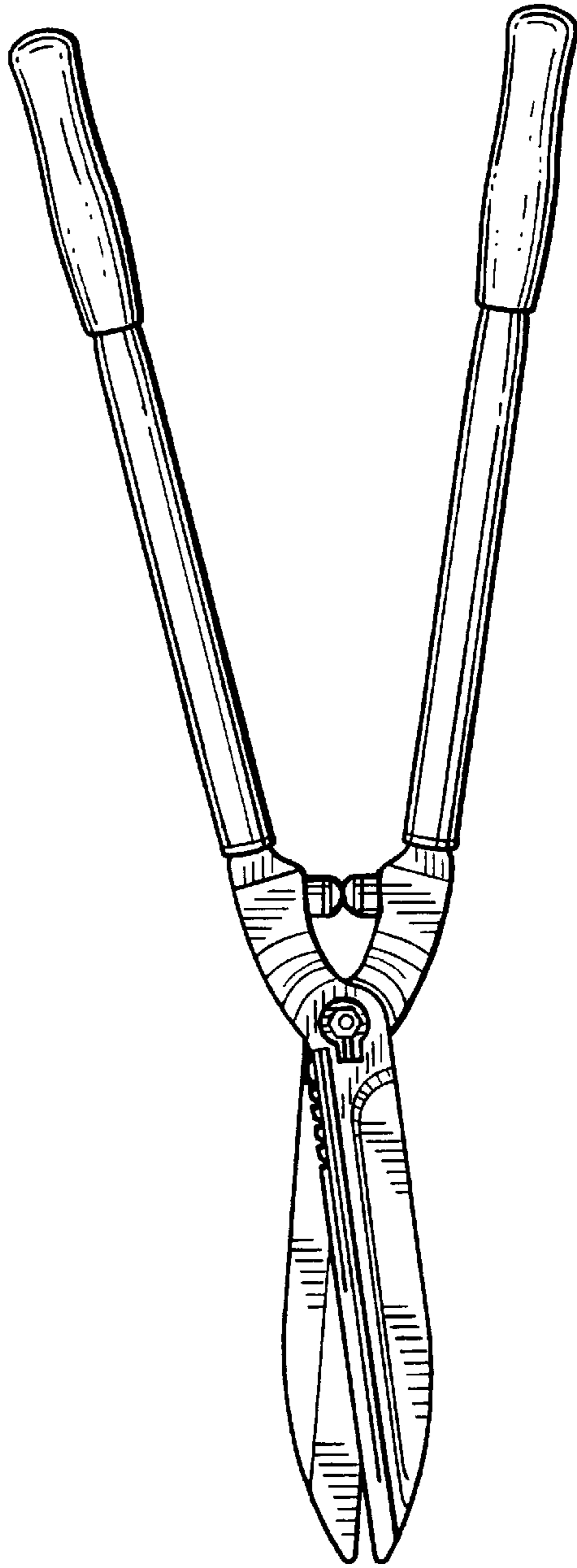


FIG. 1

FIG. 3



FIG. 4

