



US00D427491S

United States Patent [19] Deville

[11] **Patent Number: Des. 427,491**
[45] **Date of Patent: ** *Jul. 4, 2000**

[54] **HAND SHEARS**

[75] Inventor: **Antoine Deville**, Le-Vieil-Bauge,
France

[73] Assignee: **Deville S.A.**, Bauge, France

[*] Notice: This patent is subject to a terminal disclaimer.

[**] Term: **14 Years**

[21] Appl. No.: **29/096,188**

[22] Filed: **Nov. 6, 1998**

[30] Foreign Application Priority Data

May 6, 1998 [FR] France 98 2774

[51] **LOC (7) Cl.** **08-01**

[52] **U.S. Cl.** **D8/5**

[58] **Field of Search** D8/4, 5, 98; 30/287,
30/262

[56] References Cited

U.S. PATENT DOCUMENTS

D. 266,478 10/1982 Blades D8/5
D. 269,491 6/1983 Pittaway D8/5

D. 307,097 4/1990 Jasperson D8/5
D. 337,033 7/1993 DeVille D8/5
3,869,793 3/1975 Ferguson 30/262
4,114,268 9/1978 Hildebrandt et al. 30/262

OTHER PUBLICATIONS

True Friends catalog; items 110B, 126C, 127S Grape shears; design digest, 1986.

Ames catalog; pruning shears; p. 35, design digest, May 1986.

Primary Examiner—Robin V. Taylor

Attorney, Agent, or Firm—Abelman, Frayne & Schwab

[57] CLAIM

The ornamental design for hand shears, as shown and described.

DESCRIPTION

FIG. 1 is a right-side view showing the new hand shears design;

FIG. 2 is a top plan view thereof;

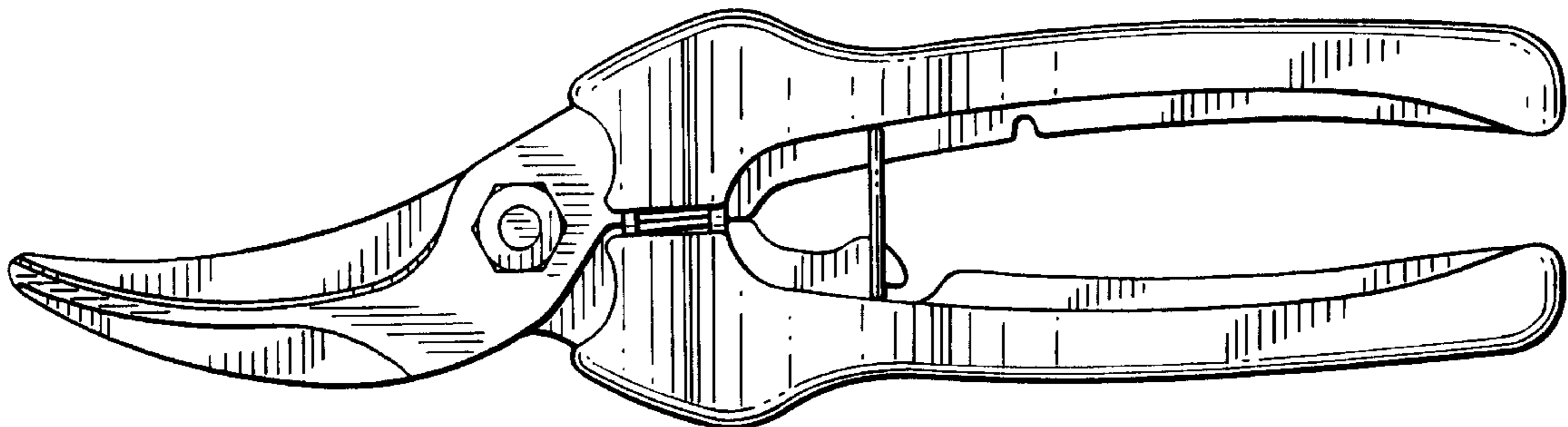
FIG. 3 is a front view thereof;

FIG. 4 is a rear view thereof;

FIG. 5 is a left side view thereof; and,

FIG. 6 is a bottom plan view thereof.

1 Claim, 3 Drawing Sheets



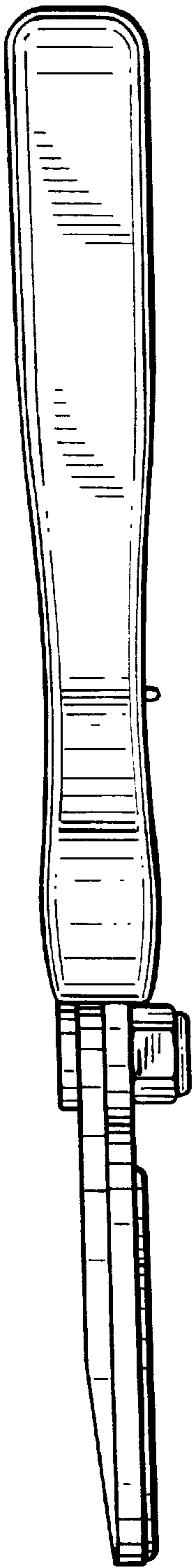


FIG. 2

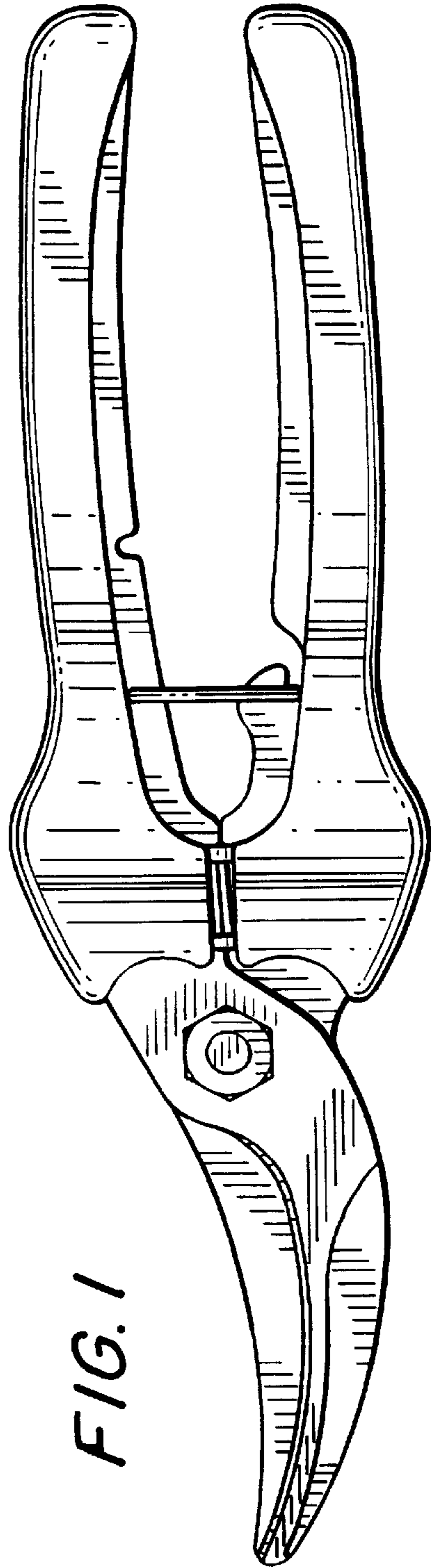


FIG. 1

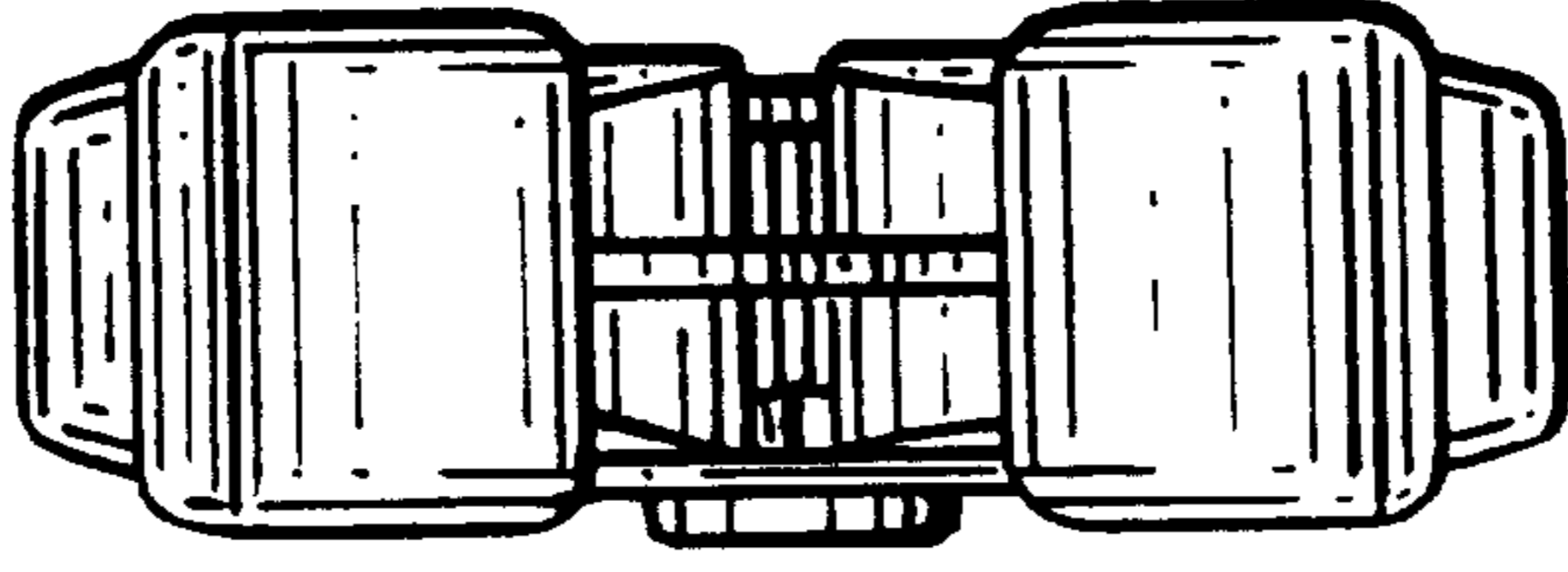


FIG. 4




FIG. 3

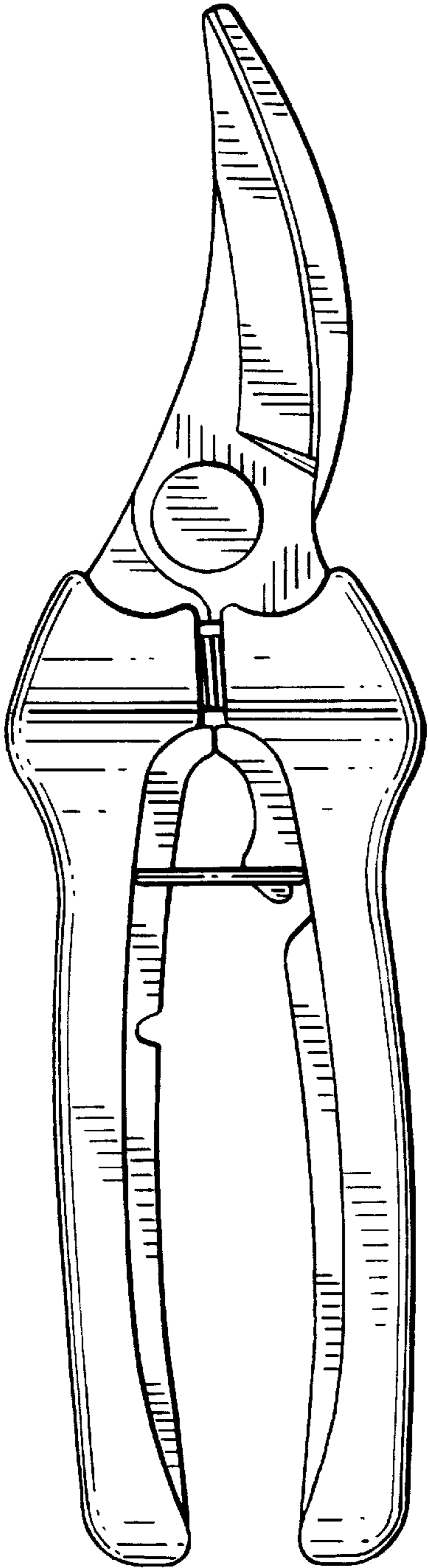


FIG. 5

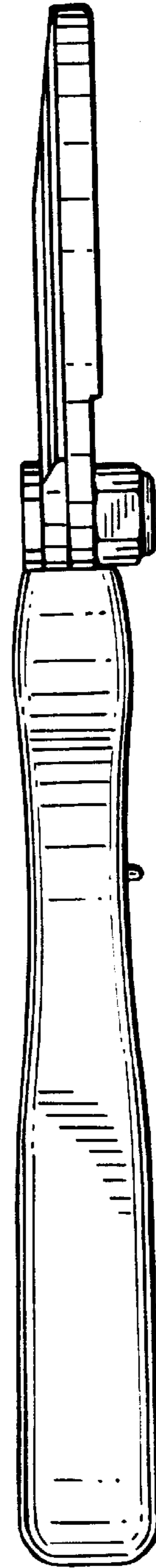


FIG. 6