



US00D427487S

United States Patent [19]
Holbrook

[11] **Patent Number: Des. 427,487**
[45] **Date of Patent: ** Jul. 4, 2000**

[54] **OVEN WIRE RACK**

[75] Inventor: **Richard M. Holbrook**, Pasadena, Calif.

[73] Assignee: **Thermador Corporation**, Los Angeles, Calif.

[**] Term: **14 Years**

[21] Appl. No.: **29/103,410**

[22] Filed: **Apr. 14, 1999**

[51] **LOC (7) Cl.** **07-02**

[52] **U.S. Cl.** **D7/409**

[58] **Field of Search** D7/409, 402, 337;
99/422; 126/1 R, 24, 25 R, 29, 25 A, 337 R

[56] **References Cited**

U.S. PATENT DOCUMENTS

D. 205,716 9/1966 Christoffersen D7/409
2,998,001 8/1961 Lofgren et al. 126/25 A

OTHER PUBLICATIONS

Hong Kong Enterprise; p. 168; Foldable & Disposable B-B-Q Grill; Model 777; Asia Bon Co. Ltd; Nov. 1983.
Signatures Flyer; lasagne pan w/all purpose rack, May 27, 1996.

Primary Examiner—Caron D. Veynar
Attorney, Agent, or Firm—Brooks & Kushman P.C.

[57] **CLAIM**

The ornamental design for an oven wire rack, as shown.

DESCRIPTION

FIG. 1 is a perspective view of an oven wire rack showing my ornamental design of my invention;

FIG. 2 is a top plan view of the oven wire rack of FIG. 1 showing my ornamental design;

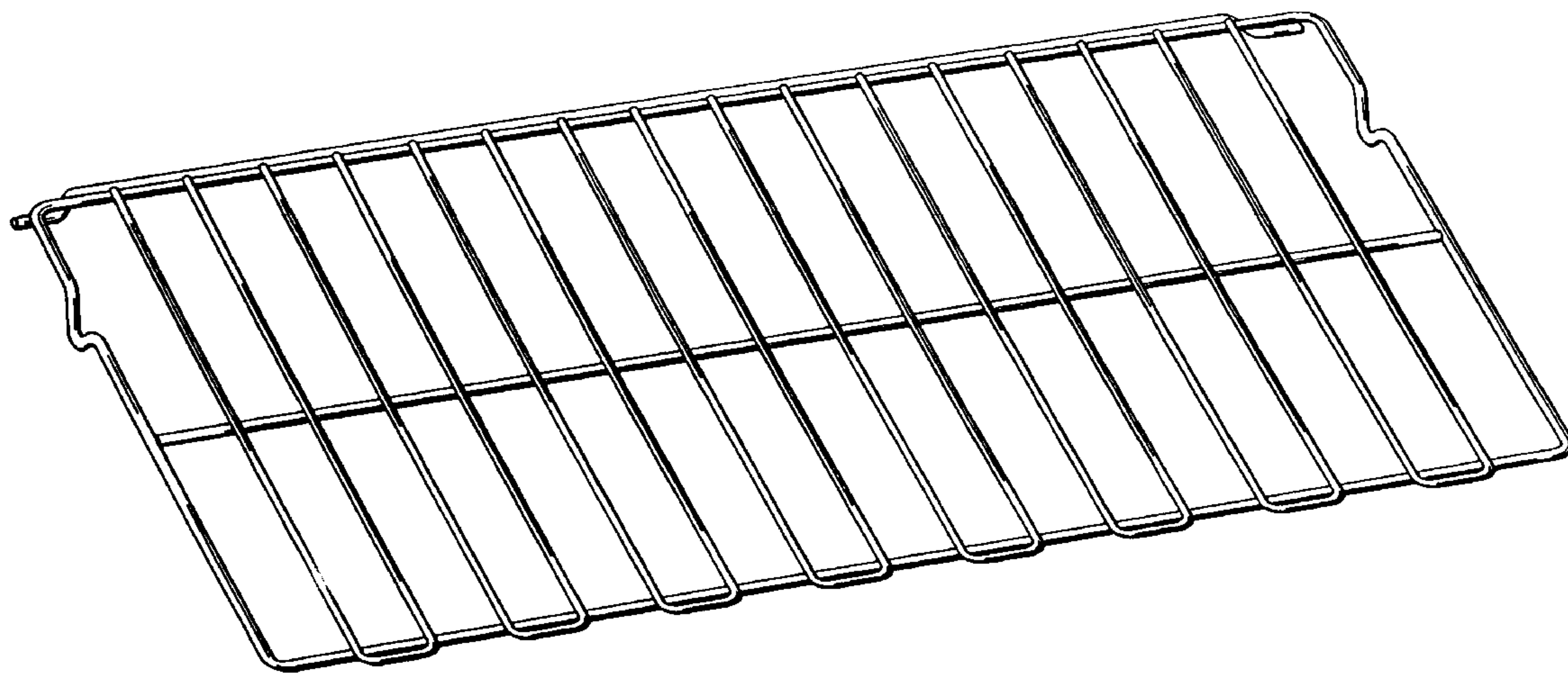
FIG. 3 is a bottom view of the oven wire rack of FIGS. 1-2 showing my ornamental design;

FIG. 4 is a front elevational view of the oven wire rack of FIGS. 1-3 showing my ornamental design;

FIG. 5 is a rear elevational view of the oven wire rack of FIGS. 1-4 showing my ornamental design; and,

FIG. 6 is a left elevational view, which forms a typical side elevational view, for the oven wire rack showing my ornamental design.

1 Claim, 3 Drawing Sheets



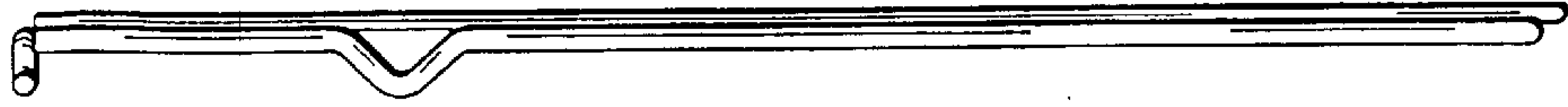


Fig. 6

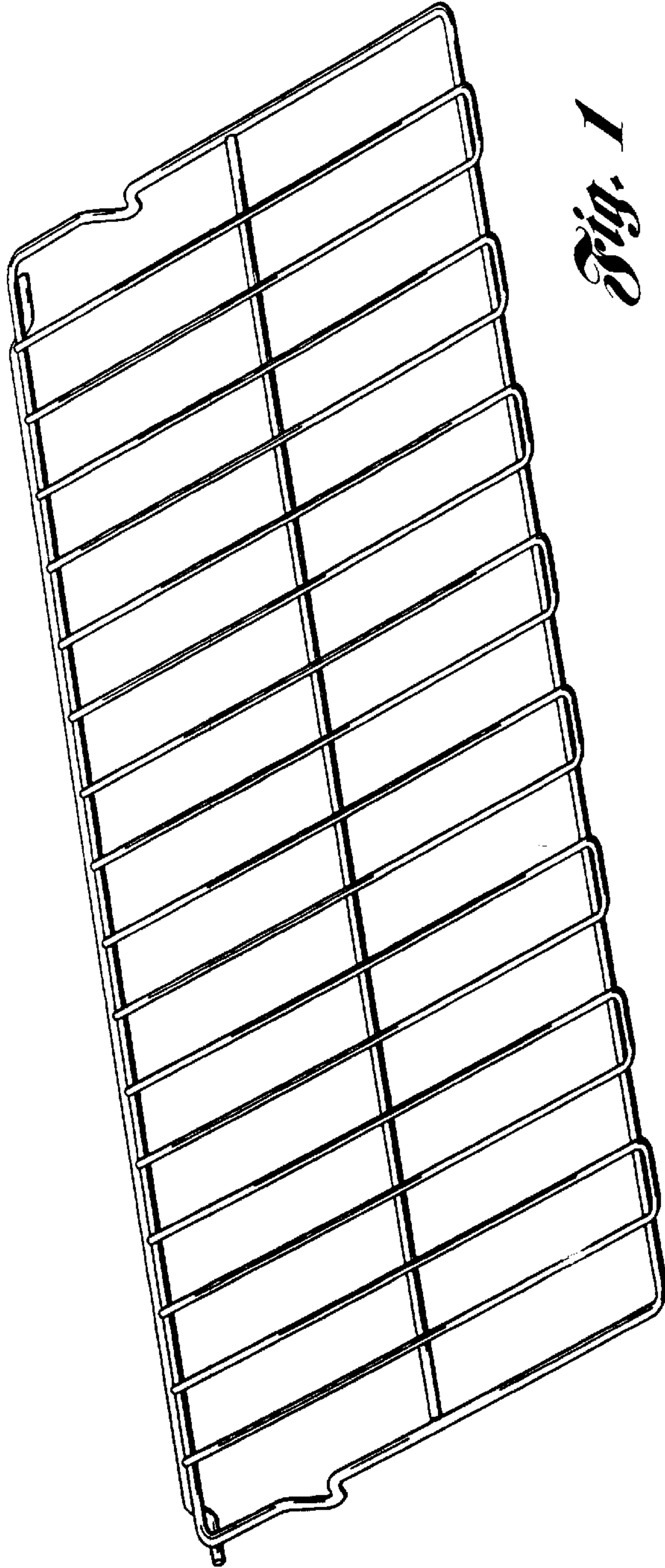


Fig. 1

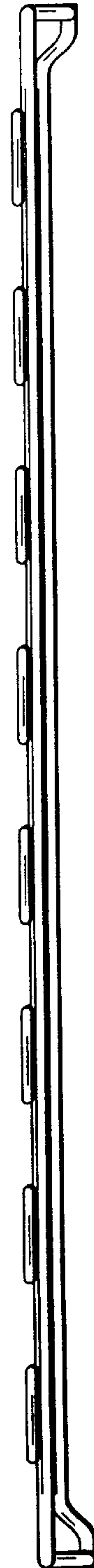


Fig. 4

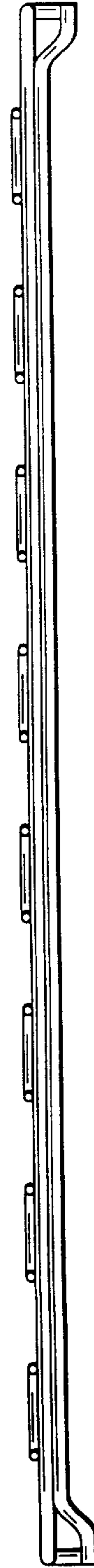


Fig. 5




Fig. 2




Fig. 3