



US00D427467S

United States Patent [19]
Akoto

[11] **Patent Number: Des. 427,467**
[45] **Date of Patent: ** Jul. 4, 2000**

[54] **TOILET SEAT COVER DISPENSER**

D. 397,566 9/1998 Choinere et al. D6/515
D. 402,188 12/1998 Kansco D6/518

[76] Inventor: **Tina Akoto**, 259-60 Craft Ave.,
Rosedale, N.Y. 11422

Primary Examiner—Brian N. Vinson

[**] Term: **14 Years**

[57] **CLAIM**

The ornamental design for an toilet seat cover dispenser, as shown and described.

[21] Appl. No.: **29/107,658**

[22] Filed: **Jul. 12, 1999**

DESCRIPTION

[51] **LOC (7) Cl.** **07-07**

FIG. 1 is a front elevational view of the toilet seat cover dispenser showing my new design;

[52] **U.S. Cl.** **D6/515**

FIG. 2 is a rear elevational view thereof;

[58] **Field of Search** D6/515, 518; 211/49.1;
221/22, 33, 45, 92, 133, 282-286; D13/184

FIG. 3 is a right side view thereof;

FIG. 4 is a left side view thereof;

FIG. 5 is a top plan view thereof; and

FIG. 6 is a bottom plan view thereof; and,

FIG. 7 is an isometric view thereof.

[56] **References Cited**

U.S. PATENT DOCUMENTS

D. 327,191 6/1992 Brown et al. D6/515
D. 346,792 5/1994 Tessmer D13/184

1 Claim, 3 Drawing Sheets

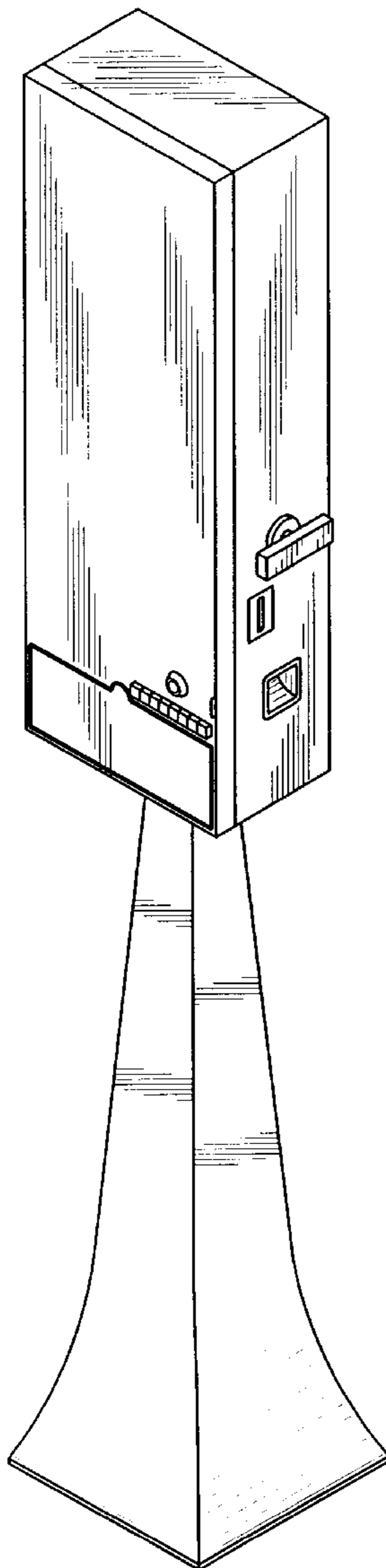


FIG. 1

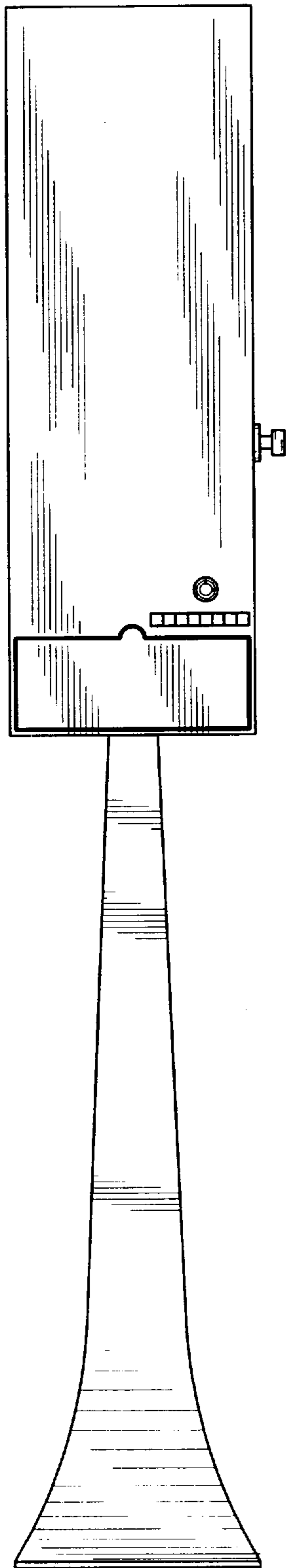


FIG. 2

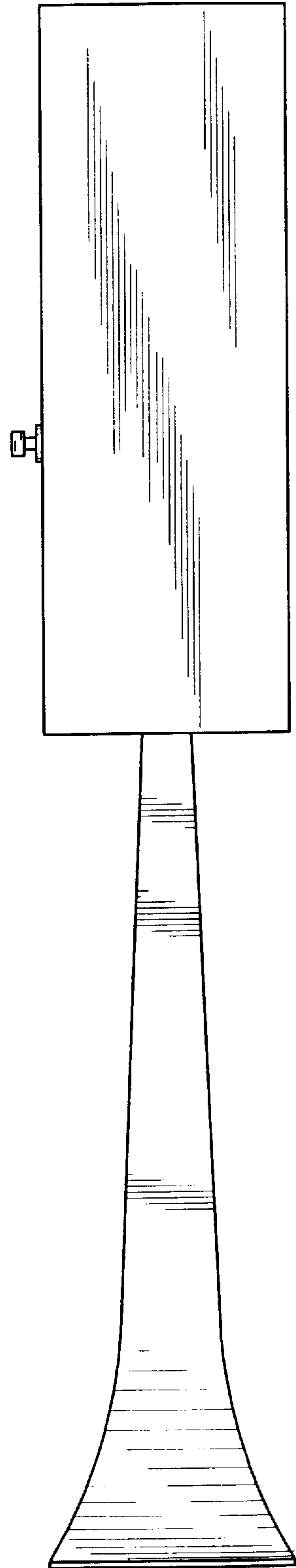


FIG. 3

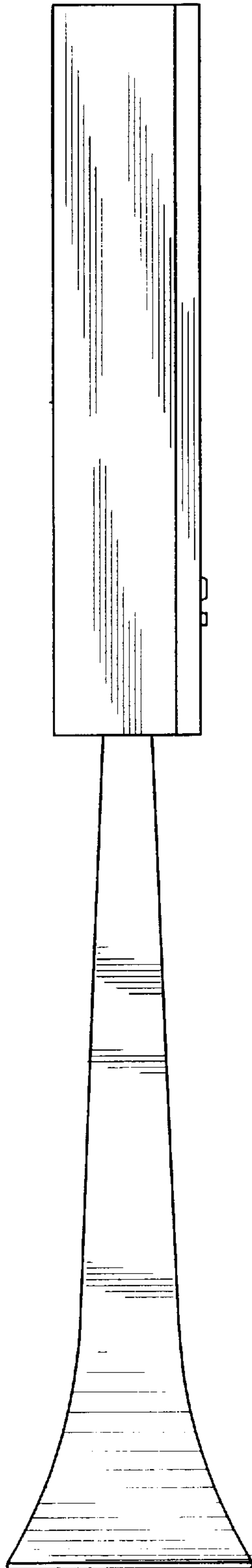


FIG. 4

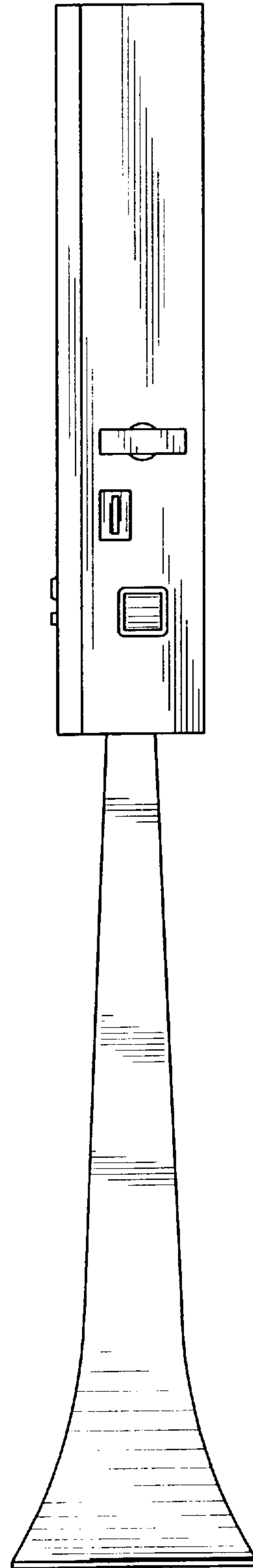


FIG. 5

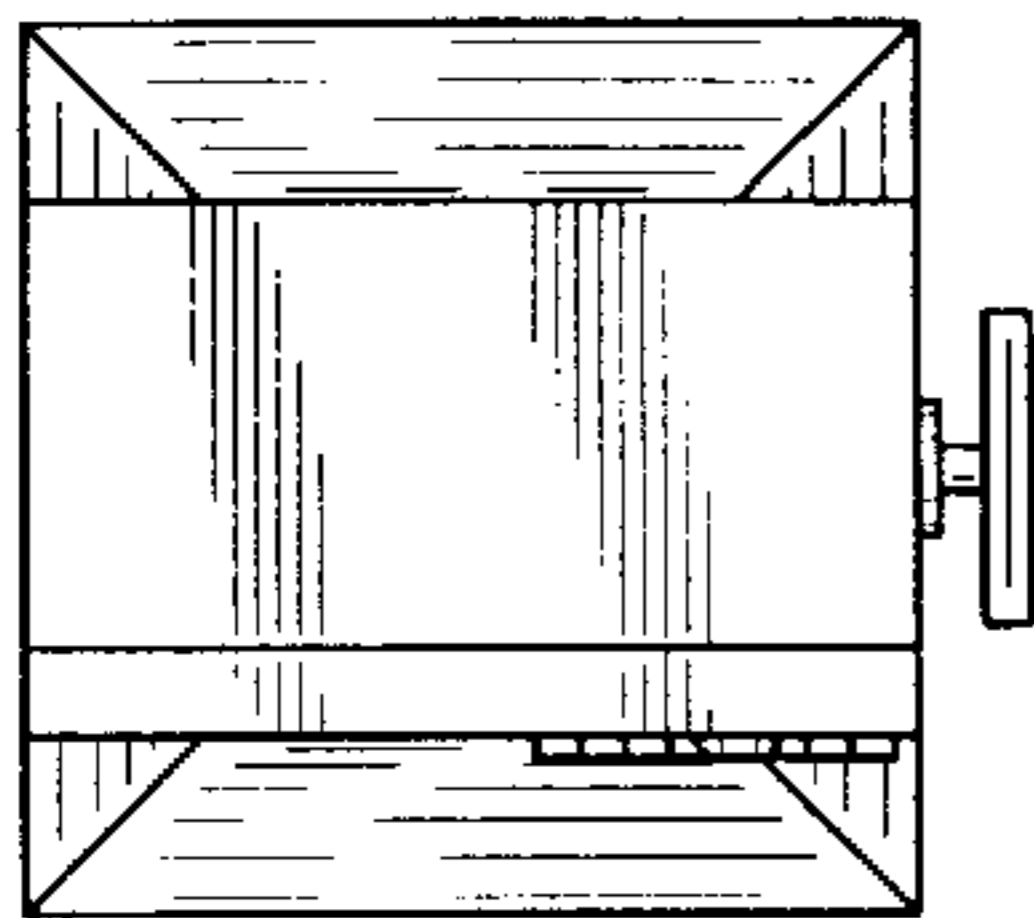


FIG. 7

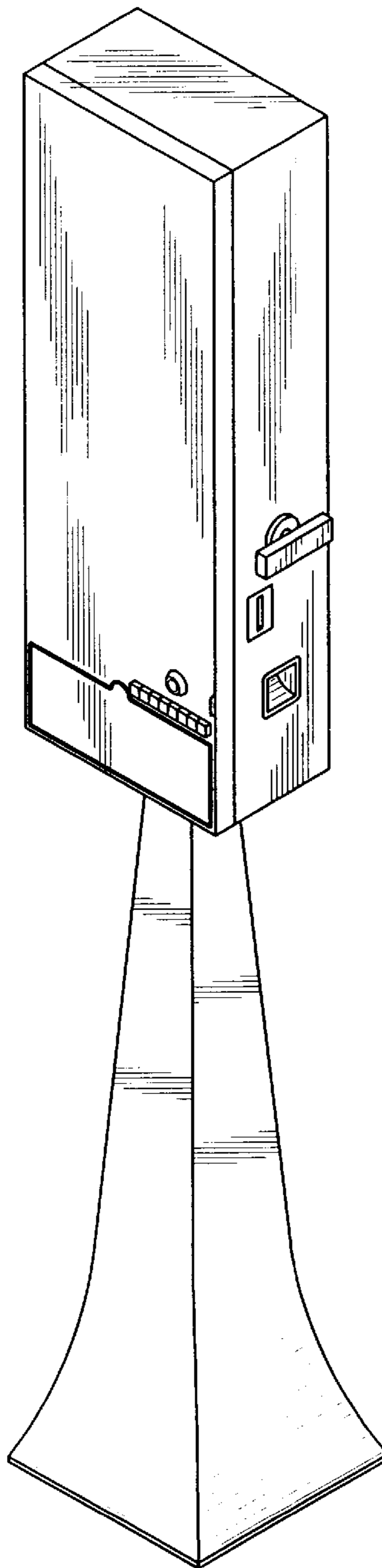


FIG. 6

