



US00D427453S

United States Patent [19]

Lacroix et al.

[11] Patent Number: **Des. 427,453**

[45] Date of Patent: **** Jul. 4, 2000**

[54] **DRESSER**

[75] Inventors: **Ivan Lacroix**, Sainte-Marie; **Alain Juneau**, Saint-Jean Chrysostome, both of Canada

[73] Assignee: **Baronet Inc.**, Quebec, Canada

[**] Term: **14 Years**

[21] Appl. No.: **29/094,342**

[22] Filed: **Sep. 30, 1998**

[51] **LOC (7) Cl.** **06-04**

[52] **U.S. Cl.** **D6/446**

[58] **Field of Search** D6/432-448; 312/264, 312/257

[56] **References Cited**

U.S. PATENT DOCUMENTS

D. 141,376	5/1945	Miller	D6/446
D. 170,856	11/1953	Gershun	D6/446
D. 176,404	12/1955	Carr	D6/446
D. 184,935	4/1959	Herrmann	D6/446
D. 193,717	10/1962	Deaton	D6/446
D. 401,443	11/1998	Zaidman	D6/446

OTHER PUBLICATIONS

'Silhouette', by Lane, p. 2; double dresser on page, Oct. 1965.
'The Spectrum Collection' by Royal Furniture Co. p. 12; double dresser on lower right on page, Jan. 1968.
Bonmarche, p. 17; dresser on the bottom left of page, Oct. 1994.
Storehouse, p. 5; double dresser on bottom of page, May 1995.

Primary Examiner—Carmen H. Vales-Lado
Attorney, Agent, or Firm—Arent Fox Kintner Plotkin & Kahn, PLLC

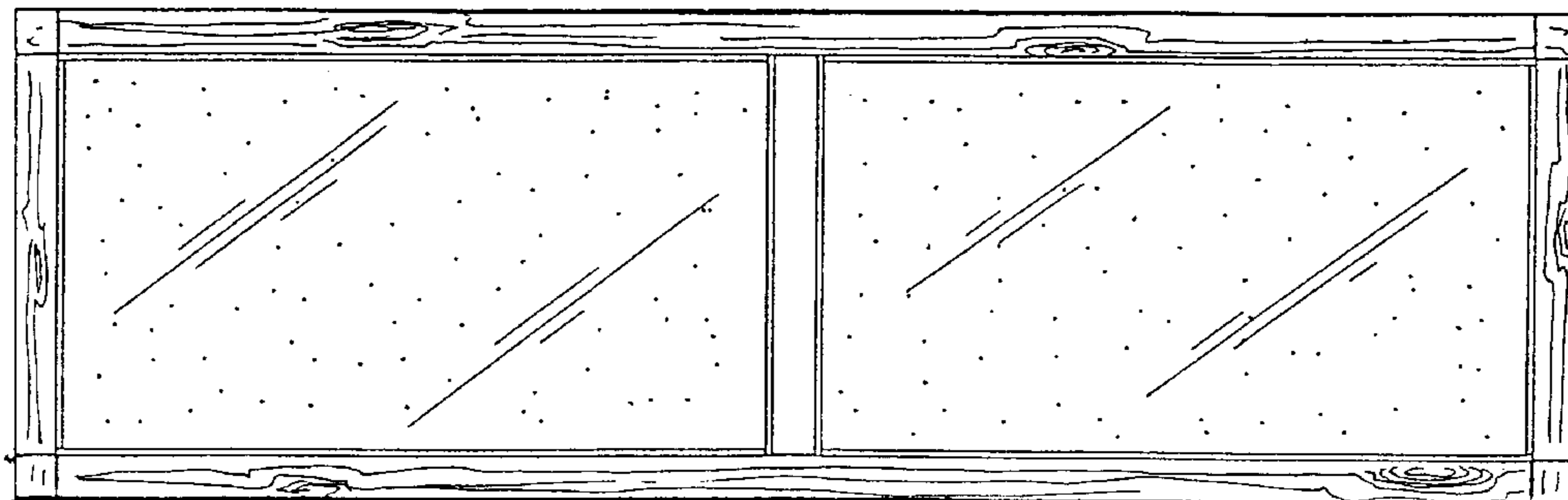
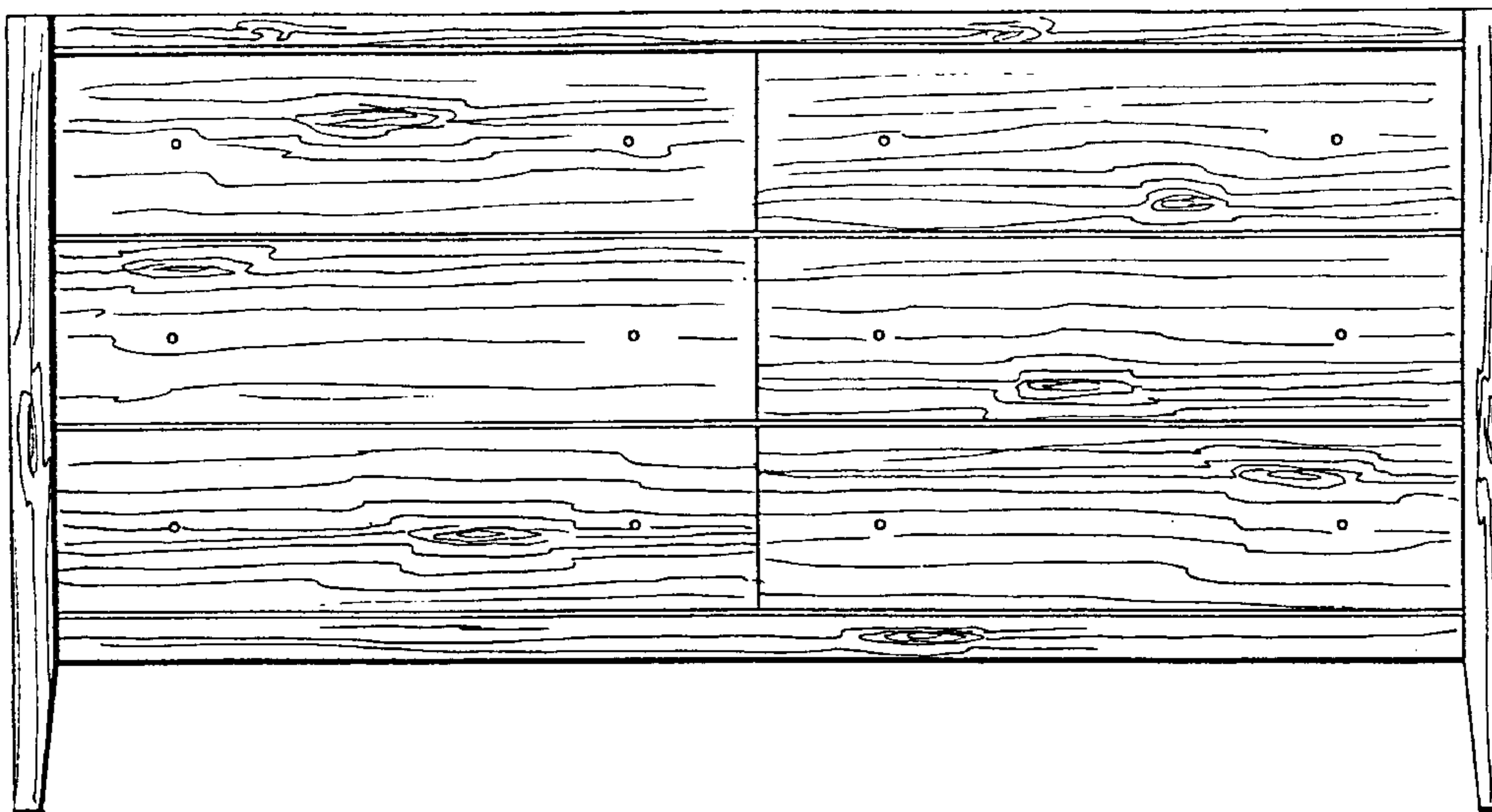
[57] **CLAIM**

The ornamental design for a dresser, as shown and described.

DESCRIPTION

FIG. 1 is a front elevational view of a dresser showing our new design;
FIG. 2 is a top plan view thereof;
FIG. 3 is a side elevational view, the opposite side being a mirror image thereof; and,
FIG. 4 is a top plan view of a modified embodiment of FIG. 2.

1 Claim, 3 Drawing Sheets



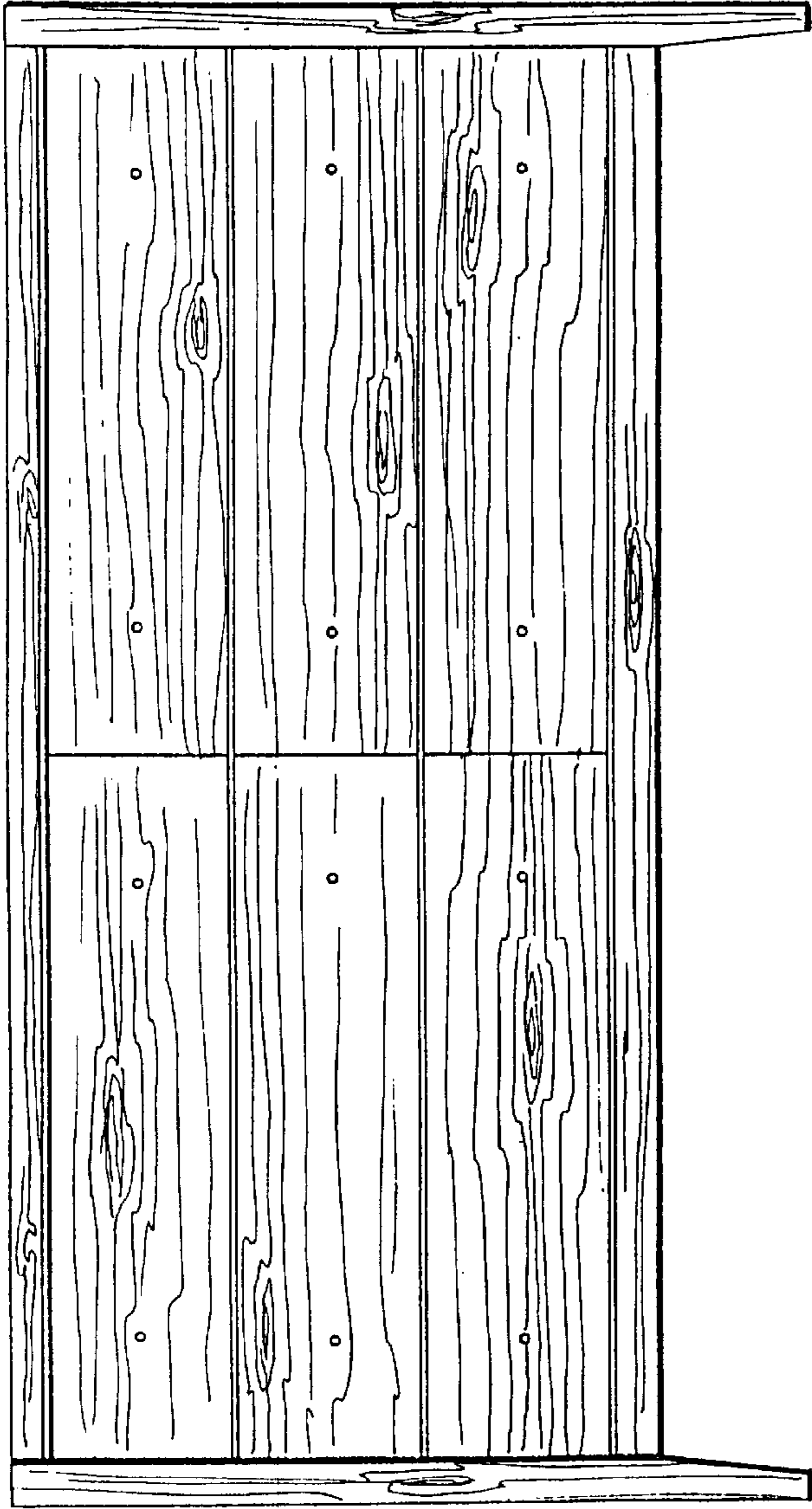


FIG. 1

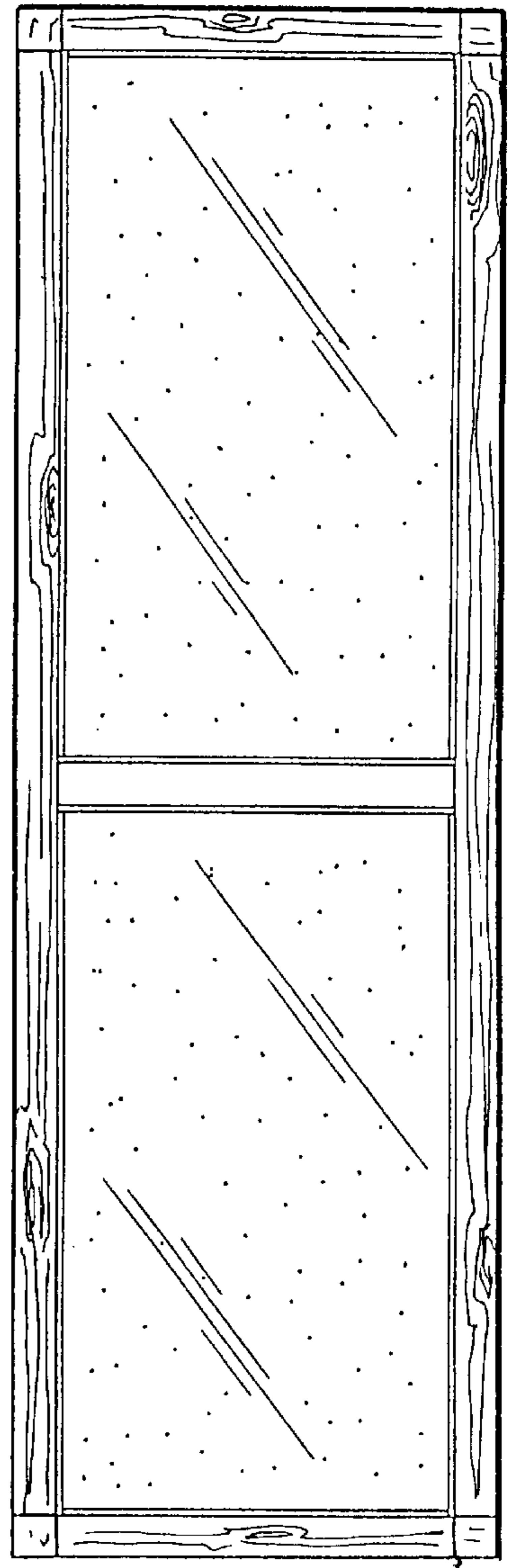


FIG. 2




FIG. 3

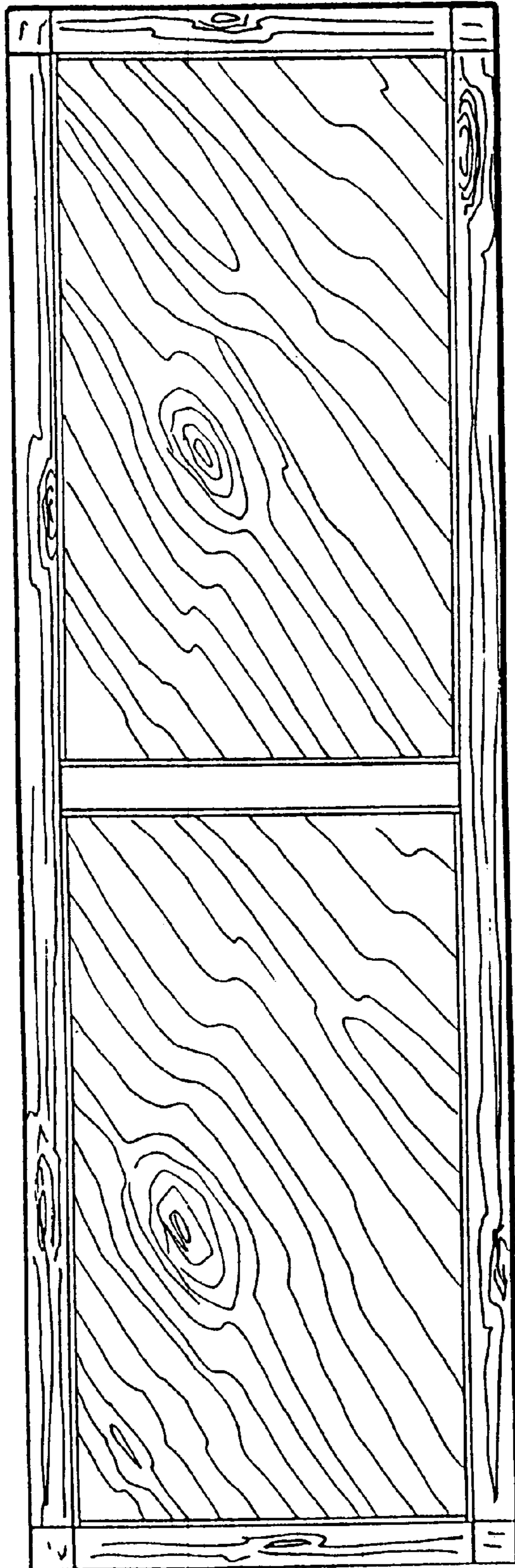


FIG. 4