



US00D427447S

United States Patent [19]

Vu et al.

[11] **Patent Number: Des. 427,447**

[45] **Date of Patent: ** Jul. 4, 2000**

[54] **SEAT**

[75] Inventors: **Hank H Vu**, San Francisco, Calif.;
Karim A Rashid, New York, N.Y.

[73] Assignee: **American West Furniture
Manufacturers, Inc.**, Orange, Calif.

[**] Term: **14 Years**

[21] Appl. No.: **29/103,469**

[22] Filed: **Apr. 14, 1999**

[51] **LOC (7) Cl.** **06-01**

[52] **U.S. Cl.** **D6/381; D6/357**

[58] **Field of Search** D6/334, 335, 352,
D6/357, 364, 377, 381, 500, 501, 502;
297/232

[56] **References Cited**

U.S. PATENT DOCUMENTS

- D. 174,900 6/1955 Flezer et al. D6/381
- D. 215,598 10/1969 Miller D6/377

- D. 229,254 11/1973 Reineman et al. D6/364
- D. 249,988 10/1978 Sprunger D6/381
- D. 314,473 2/1991 Culler D6/381
- D. 342,388 12/1993 Stender D6/334
- D. 368,808 4/1996 Mourgue D6/381
- D. 404,926 2/1999 Smith D6/334

OTHER PUBLICATIONS

Karpen Furniture, p. 71, Seat at bottom right, 1925.

Primary Examiner—Gary D. Watson

[57] **CLAIM**

The ornamental design for a seat, as shown and described.


DESCRIPTION

FIG. 1 is a front elevational view, the back elevational view is a mirror image, of the seat shown in FIG. 1;

FIG. 2 is a top plan view of a seat showing my new design; and,

FIG. 3 is a right elevational view, the left elevational view is a mirror image, of the seat shown in FIG. 1.

1 Claim, 1 Drawing Sheet






FIG 1

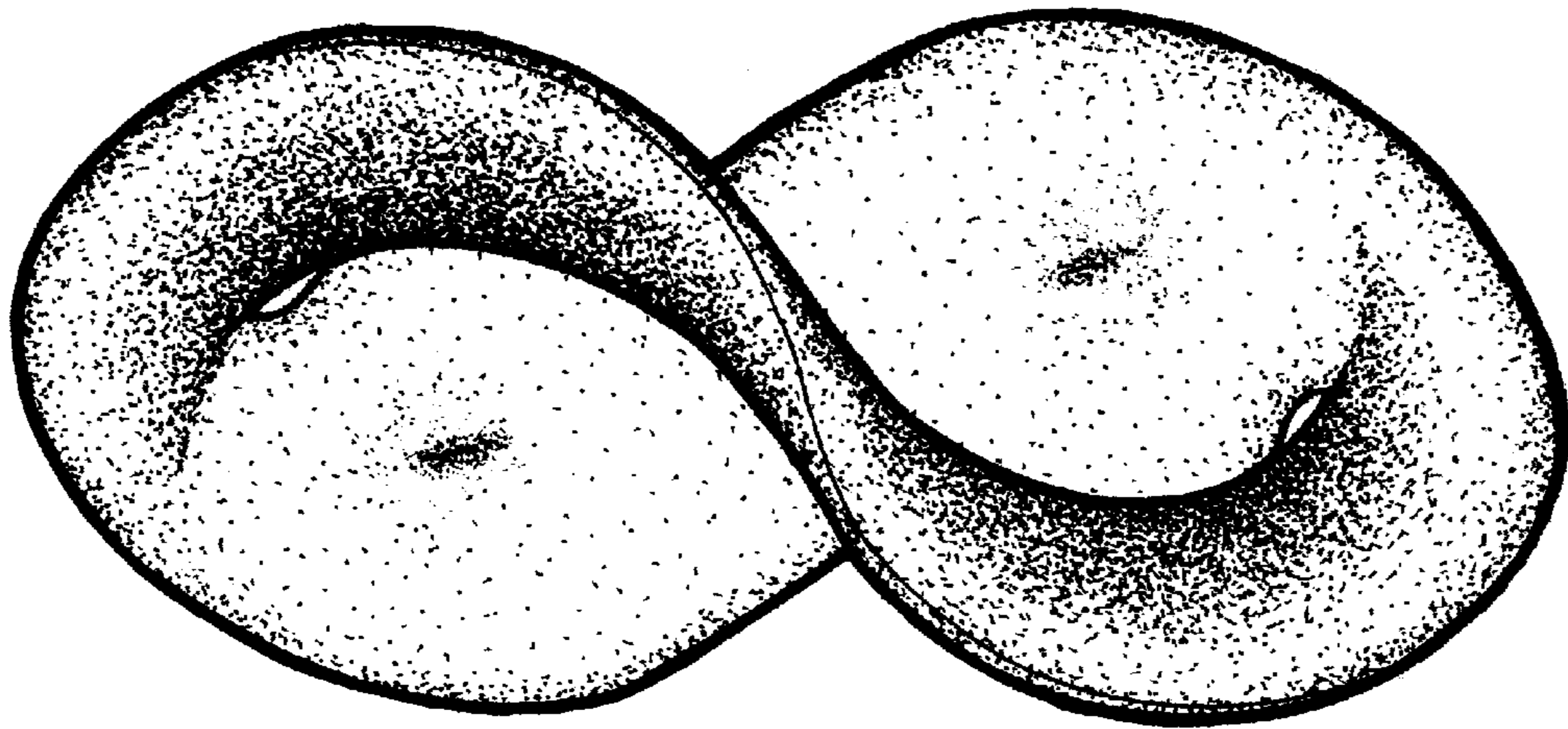


FIG 2




FIG 3