



US00D427441S

**United States Patent** [19]  
**Prescott**

[11] **Patent Number: Des. 427,441**  
[45] **Date of Patent: \*\* Jul. 4, 2000**

[54] **MIRROR FRAME**

D. 305,144 12/1989 Shanelec ..... D21/769  
D. 345,323 3/1994 Stimpson ..... D11/157

[76] Inventor: **Sunday R. Prescott**, 919 Coral Way,  
La Canada, Calif. 91011

*Primary Examiner*—Janice E. Seeger  
*Attorney, Agent, or Firm*—James E. Brunton, Esq

[\*\*] Term: **14 Years**

[57] **CLAIM**

[21] Appl. No.: **29/107,149**

The ornamental design for “mirror frame”, as shown.

[22] Filed: **Jun. 28, 1999**

**DESCRIPTION**

[51] **LOC (7) Cl.** ..... **06-07**

[52] **U.S. Cl.** ..... **D6/303**

[58] **Field of Search** ..... D6/300–304, 308–314;  
D11/133; D20/10, 40, 29; 40/700, 711,  
718, 735, 745, 765, 768–770, 780, 790,  
798


FIG. 1 is a generally perspective view of a mirror frame showing my new design;  
FIG. 2 is a front view thereof;  
FIG. 3 is a side view thereof;  
FIG. 4 is a top plan view thereof;  
FIG. 5 is a bottom plan view thereof; and,  
FIG. 6 is a rear view thereof.

[56] **References Cited**

**U.S. PATENT DOCUMENTS**

D. 209,645 12/1967 Pleasants ..... D6/311

**1 Claim, 2 Drawing Sheets**




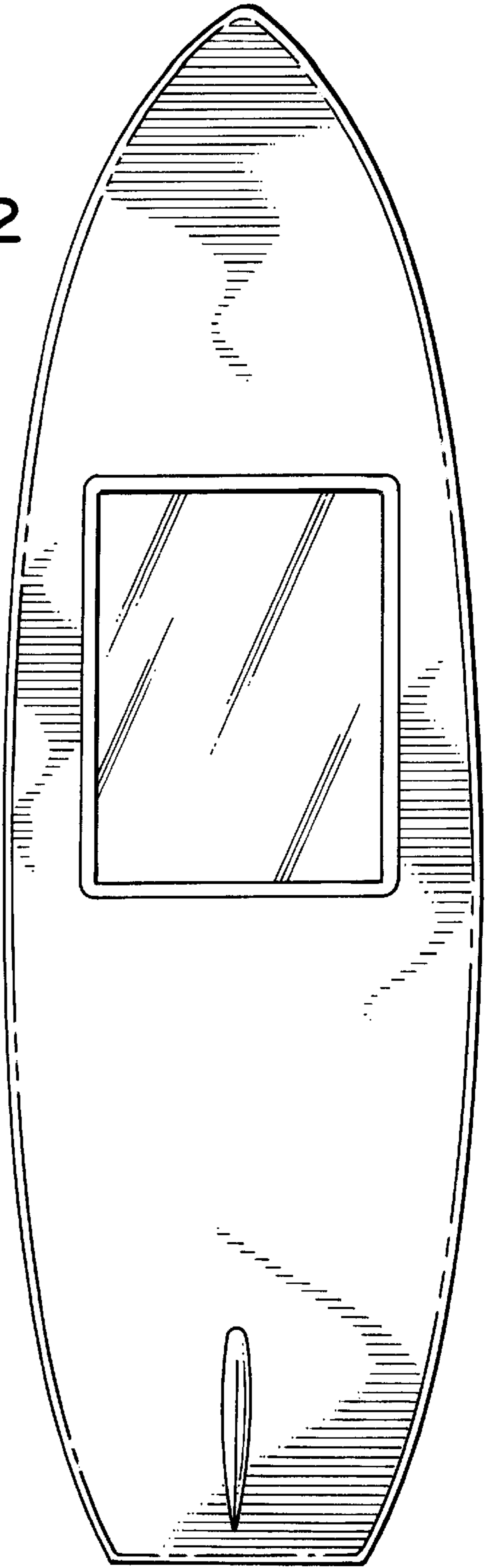


FIG. 1

FIG. 2



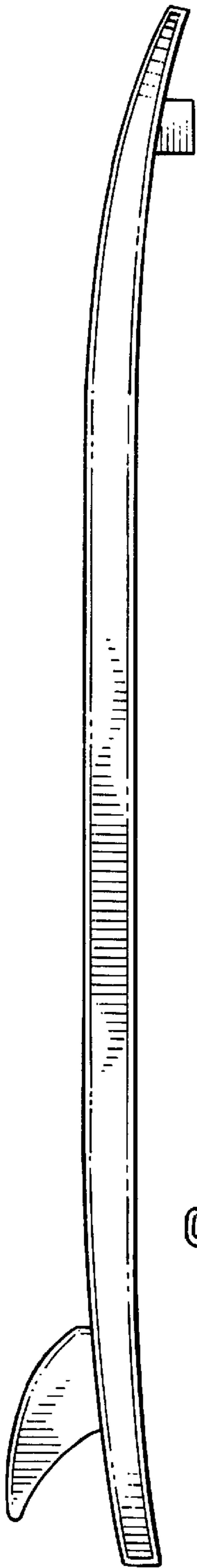


FIG. 3

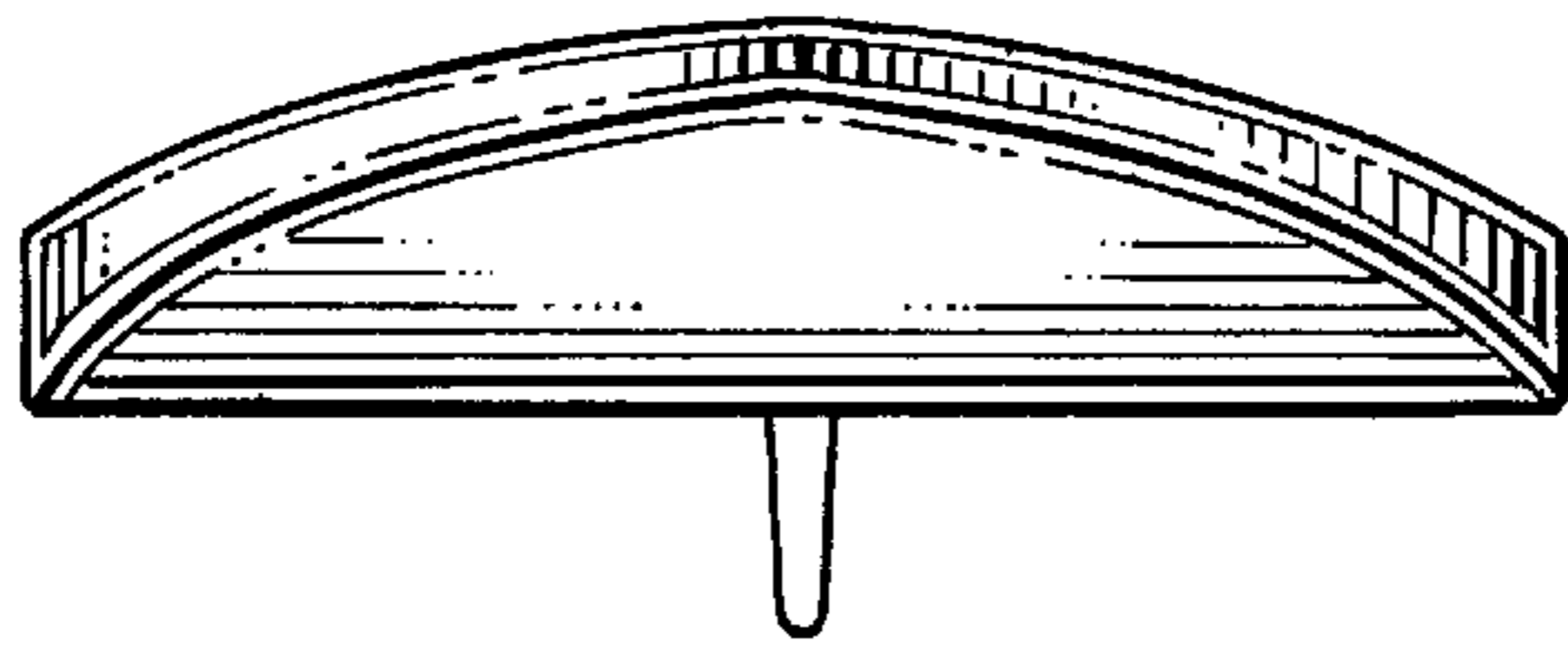


FIG. 4

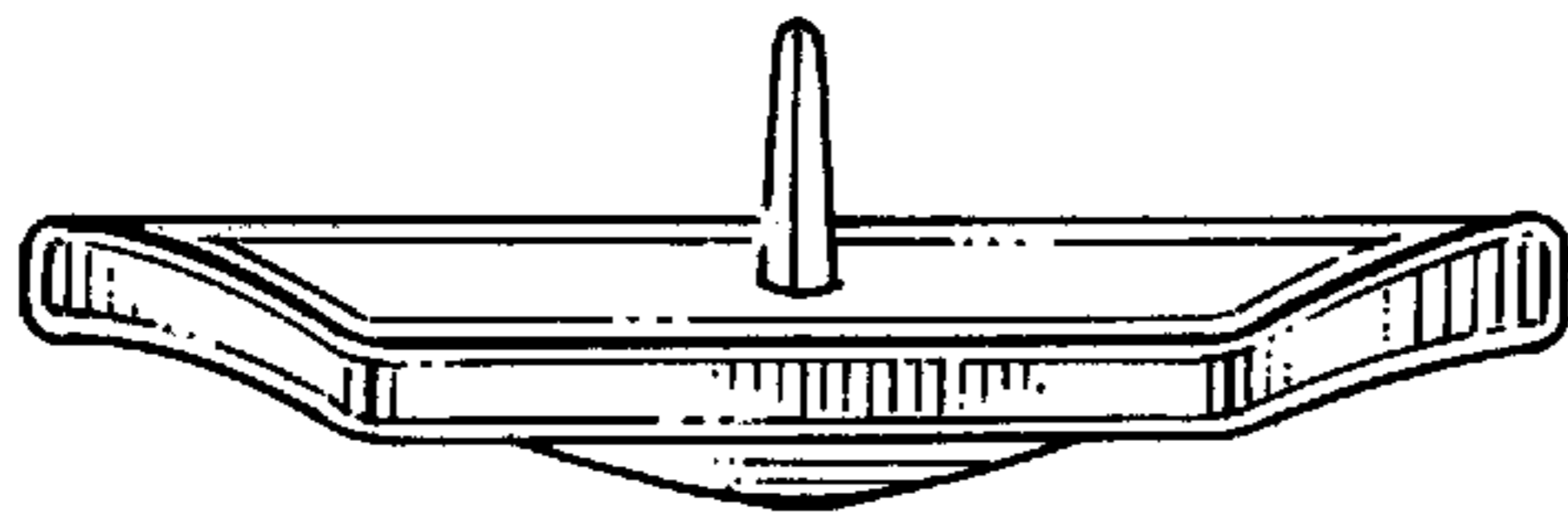


FIG. 5

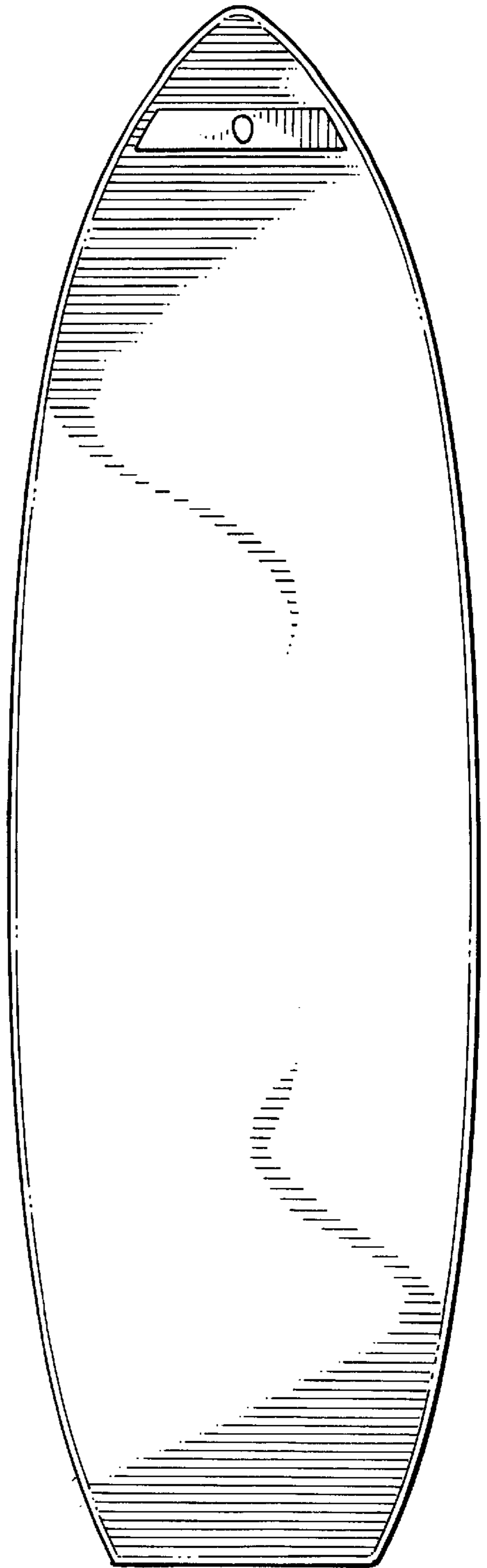


FIG. 6