



US00D427435S

# United States Patent [19]

[11] Patent Number: **Des. 427,435**

Gibson et al.

[45] Date of Patent: **\*\* Jul. 4, 2000**

[54] **CARRYING AND STORAGE CASE**

5,899,329 5/1999 Hsu et al. .... 206/376

[75] Inventors: **Bob Gibson**, Charlotte; **Jamey Boiter**, Belmont; **John Baker**, Davidson; **John (Brady) Bone**, Charlotte, all of N.C.

*Primary Examiner*—Philip S. Hyder  
*Attorney, Agent, or Firm*—Alston & Bird LLP

[73] Assignee: **LF Corporation**, Wilmington, Del.

[57] **CLAIM**

[\*\*] Term: **14 Years**

The ornamental design for a carrying and storage case, as shown and described.

[21] Appl. No.: **29/108,973**

### DESCRIPTION

[22] Filed: **Aug. 6, 1999**

FIG. 1 is a perspective view of a carrying and storage case in accordance with the new design;

[51] **LOC (7) Cl.** ..... **03-01**

FIG. 2 is front elevation of the carrying and storage case of FIG. 1;

[52] **U.S. Cl.** ..... **D3/282; D3/905; D3/315**

FIG. 3 is rear elevation of the carrying and storage case of FIG. 1;

[58] **Field of Search** ..... **D3/273, 276, 281, D3/282, 315, 905; 206/349, 372, 373, 376, 377, 379**

FIG. 4 is a left-side elevation of the carrying and storage case of FIG. 1;

### [56] **References Cited**

FIG. 5 is right-side elevation of the carrying and storage case of FIG. 1;

#### U.S. PATENT DOCUMENTS

FIG. 6 is top elevation of the carrying and storage case of FIG. 1;

|            |         |                   |         |
|------------|---------|-------------------|---------|
| D. 163,263 | 5/1951  | Dodd et al. .     |         |
| D. 355,826 | 2/1995  | Chow .....        | D3/315  |
| D. 365,681 | 1/1996  | Chow .....        | D3/315  |
| D. 412,245 | 7/1999  | Kopala, Jr. ....  | D3/315  |
| D. 412,617 | 8/1999  | Kopala, Jr. ....  | D3/315  |
| 1,810,108  | 6/1931  | Kress .           |         |
| 1,822,070  | 9/1931  | Vallone .         |         |
| 3,370,696  | 2/1968  | Groe .            |         |
| 3,647,057  | 3/1972  | Ashmead et al. .  |         |
| 3,702,136  | 11/1972 | Albertson .       |         |
| 3,837,477  | 9/1974  | Boudreau .....    | 206/376 |
| 5,036,975  | 8/1991  | Chow .....        | 206/376 |
| 5,071,004  | 12/1991 | Rivera .....      | 206/373 |
| 5,114,007  | 5/1992  | Chen .....        | 206/373 |
| 5,346,063  | 9/1994  | Chow .....        | 206/376 |
| 5,429,235  | 7/1995  | Chen .....        | 206/373 |
| 5,598,924  | 2/1997  | McCann .....      | 206/372 |
| 5,638,964  | 6/1997  | Ernst .....       | 206/376 |
| 5,730,303  | 3/1998  | Chow .....        | 206/376 |
| 5,788,303  | 8/1998  | Chia-Hsiang ..... | 206/376 |

FIG. 7 is a bottom elevation of the carrying and storage case of FIG. 1;

FIG. 8 is a perspective view of a carrying and storage case in accordance with a second embodiment of the new design;

FIG. 9 is front elevation of the carrying and storage case of FIG. 8;

FIG. 10 is rear elevation of the carrying and storage case of FIG. 8;

FIG. 11 is a left-side elevation of the carrying and storage case of FIG. 8;

FIG. 12 is right-side elevation of the carrying and storage case of FIG. 8;

FIG. 13 is top elevation of the carrying and storage case of FIG. 8; and,

FIG. 14 is a bottom elevation of the carrying and storage case of FIG. 8.

**1 Claim, 4 Drawing Sheets**

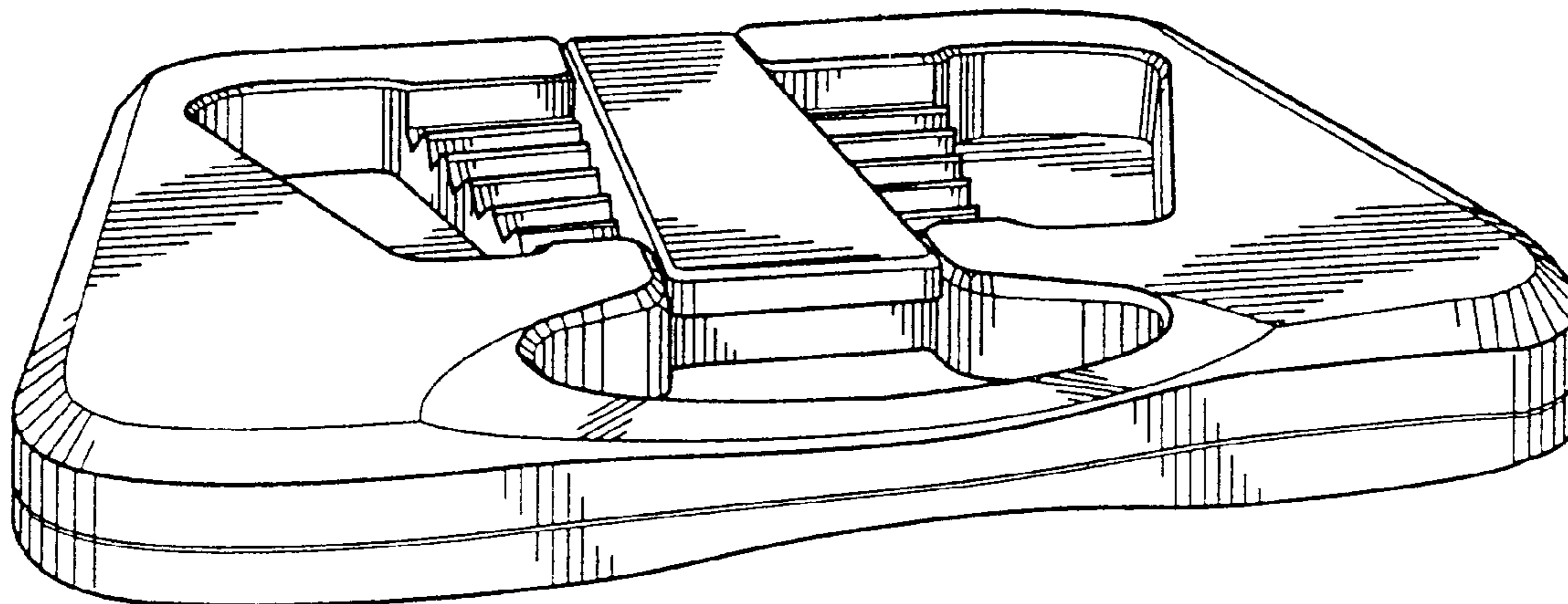


FIG. 1

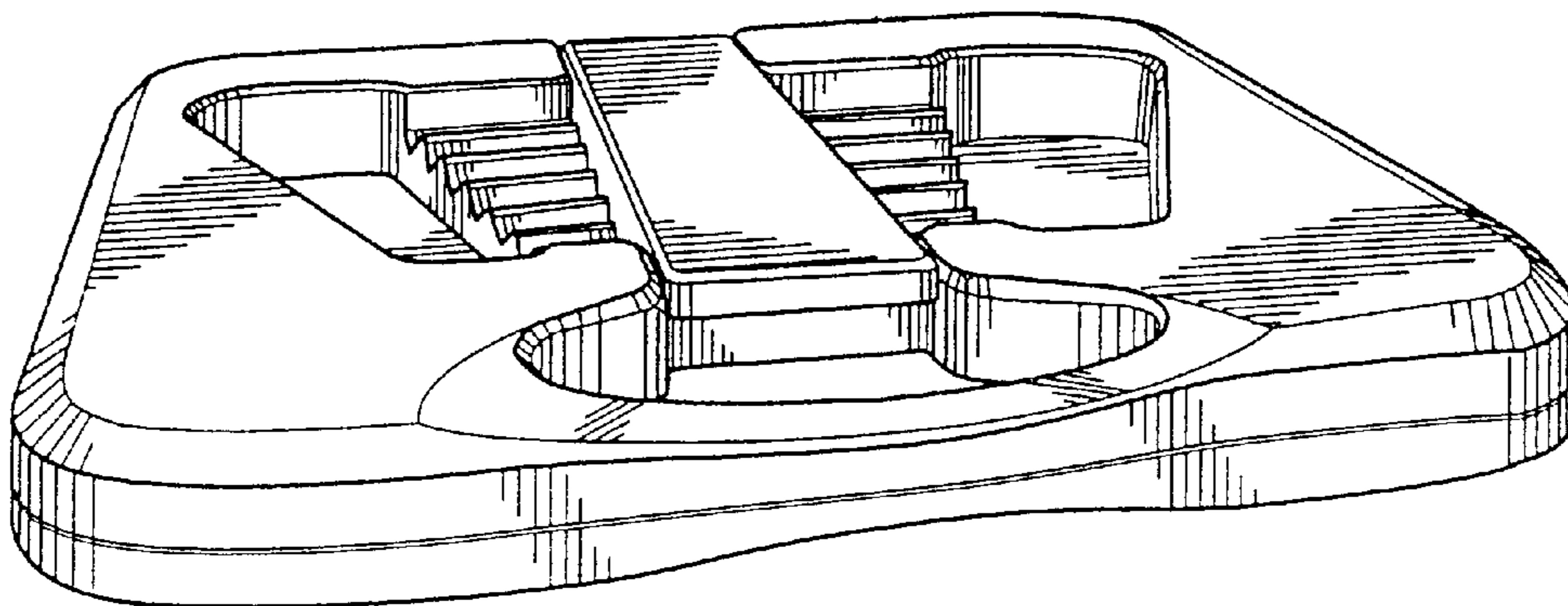


FIG. 2

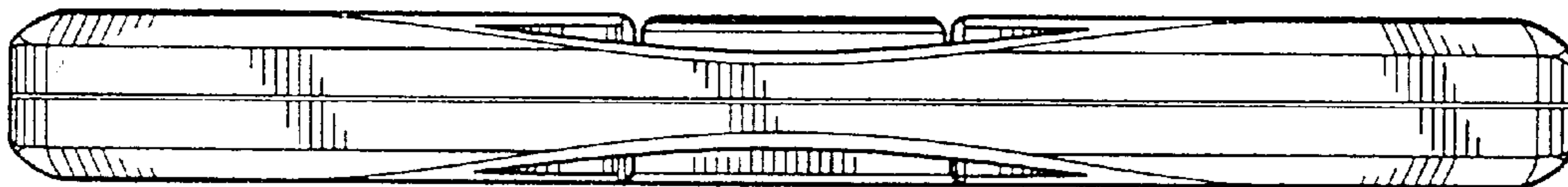


FIG. 3




FIG. 4




FIG. 5




FIG. 6

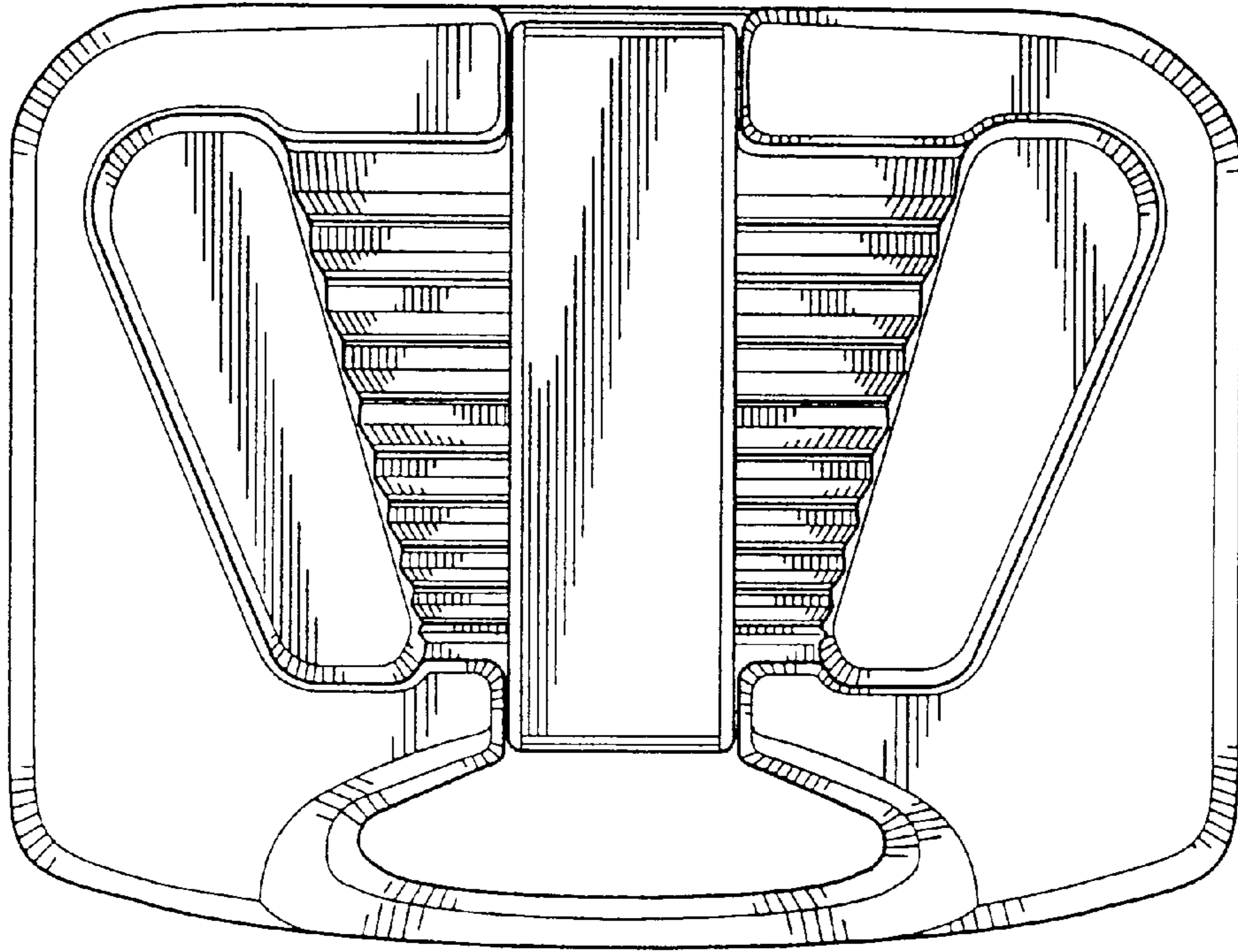


FIG. 7

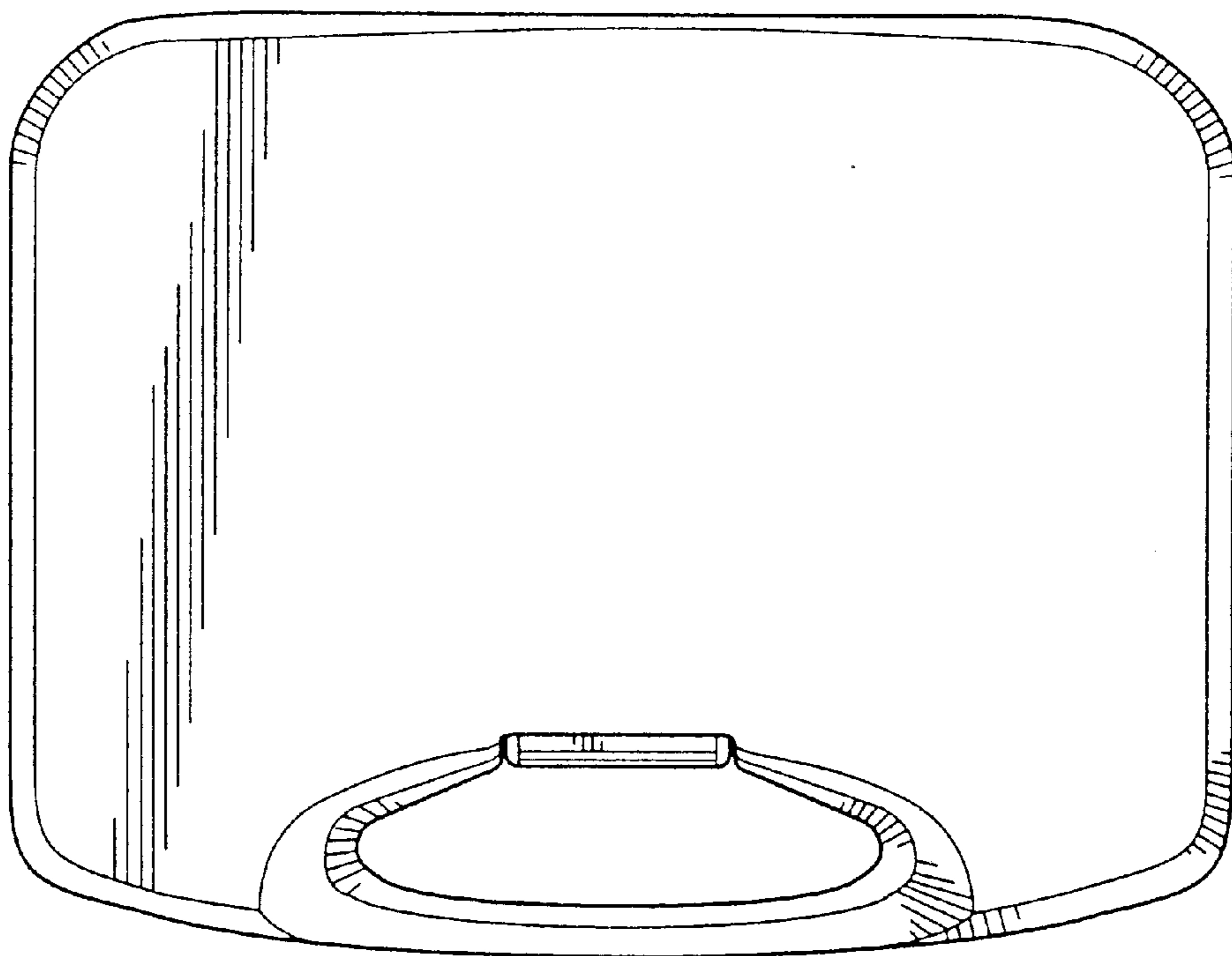


FIG. 8

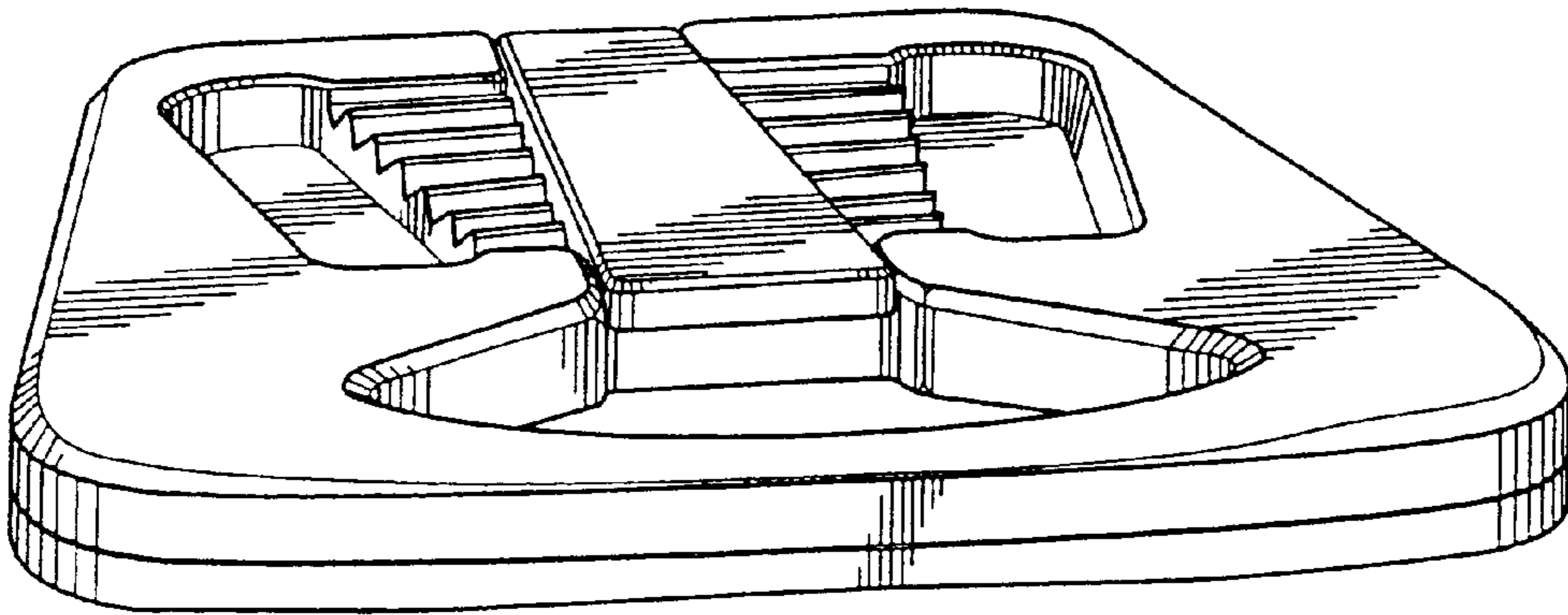


FIG. 9



FIG. 10

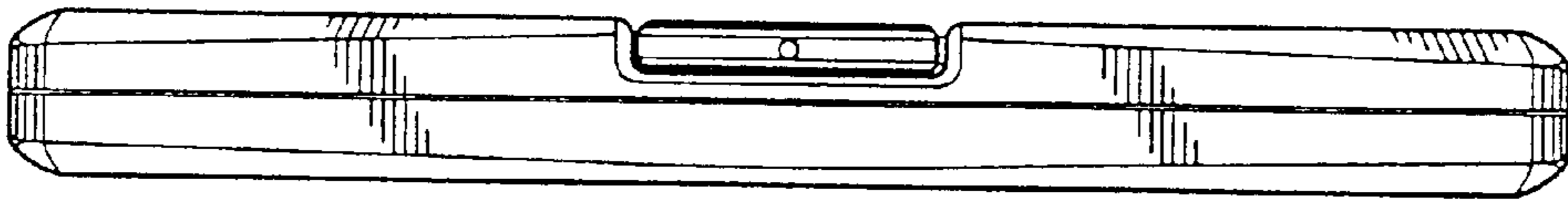


FIG. 11




FIG. 12




FIG. 13

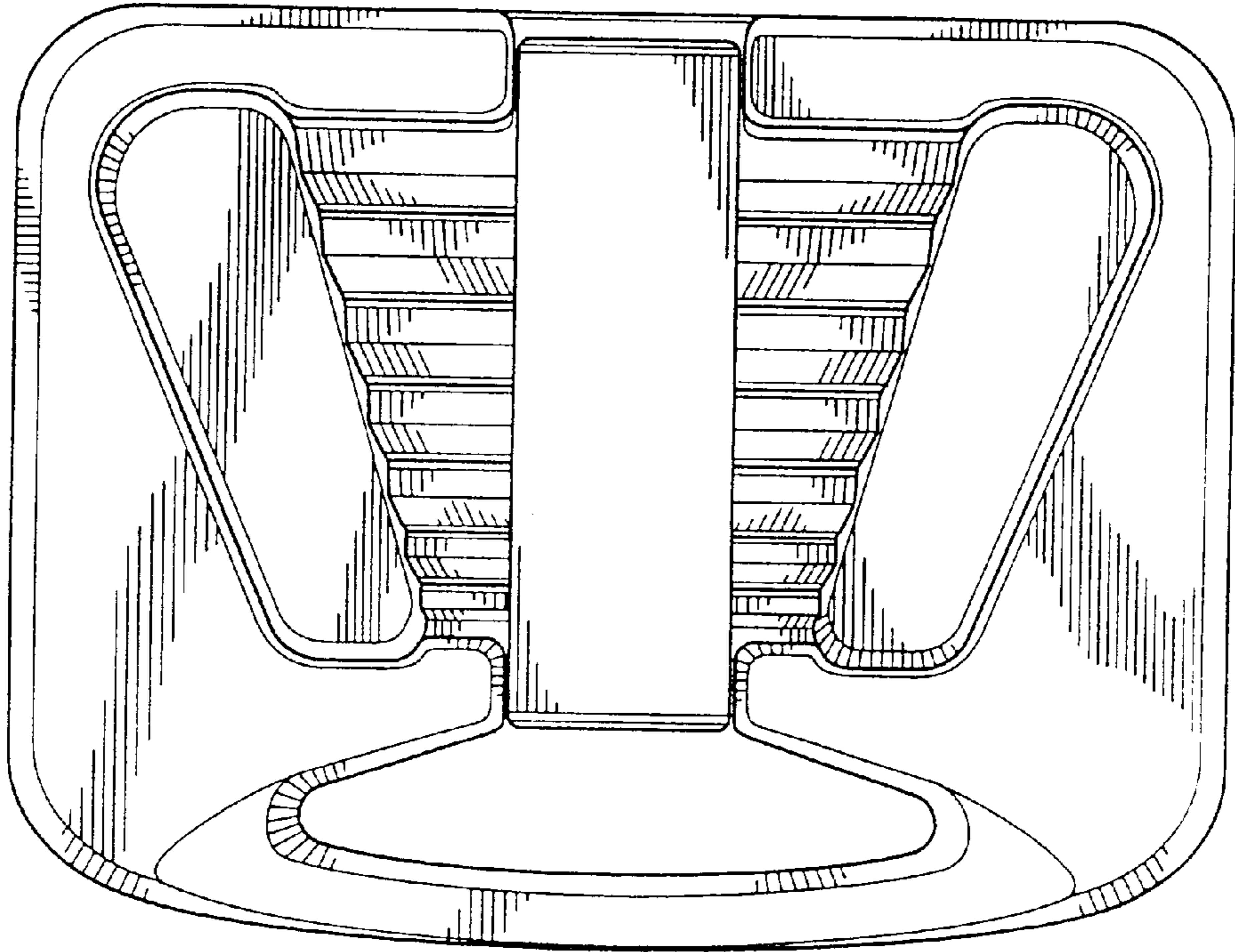


FIG. 14

