



US00D427396S

United States Patent [19]

Stephens et al.

[11] Patent Number: **Des. 427,396**

[45] Date of Patent: **** Jun. 27, 2000**

[54] **FRONT MEDIAL PORTION FOR A VACUUM CLEANER**

[75] Inventors: **Ronald J. Stephens, Rittman; Richard R. Tucker**, Canton, both of Ohio

[73] Assignee: **The Hoover Company**, North Canton, Ohio

[**] Term: **14 Years**

[21] Appl. No.: **29/103,188**

[22] Filed: **Apr. 9, 1999**

[51] **LOC (7) Cl.** **15-05**

[52] **U.S. Cl.** **D32/31**

[58] **Field of Search** D32/21, 22, 25, D32/31-33; 15/415.1-422.1, 321-322, 412, 414, 400, 350, 354, 362, 364, 367, 373

[56] **References Cited**

U.S. PATENT DOCUMENTS

D. 263,236	3/1982	Ueda	D32/32
D. 352,809	11/1994	Reath	D32/31
D. 358,242	5/1995	McKnight	D32/32
D. 393,113	3/1998	Essex et al.	D32/32
D. 405,571	2/1999	Gildersleeve	D32/32
D. 407,872	4/1999	Wareham et al.	D32/31
D. 412,380	7/1999	Wareham	D32/32

D. 416,115 11/1999 Rohn et al. D32/32

OTHER PUBLICATIONS

Photograph of Self-Propelled Windtunnel Upright, Model U6445-900, Introduced Jun. 01, 1998.

Photograph of Wintunnel Upright, Model U5395-900, Introduced Jul. 01, 1997.

Photograph of Wintunnel Delux Upright, Model U5465-900, Introduced May 06, 1997.

Primary Examiner—Ruth McInroy

Attorney, Agent, or Firm—A. Burgess Lowe; Thomas R. Kingsbury

[57] **CLAIM**

The ornamental design of a front medial portion for a vacuum cleaner, as shown and described.

DESCRIPTION

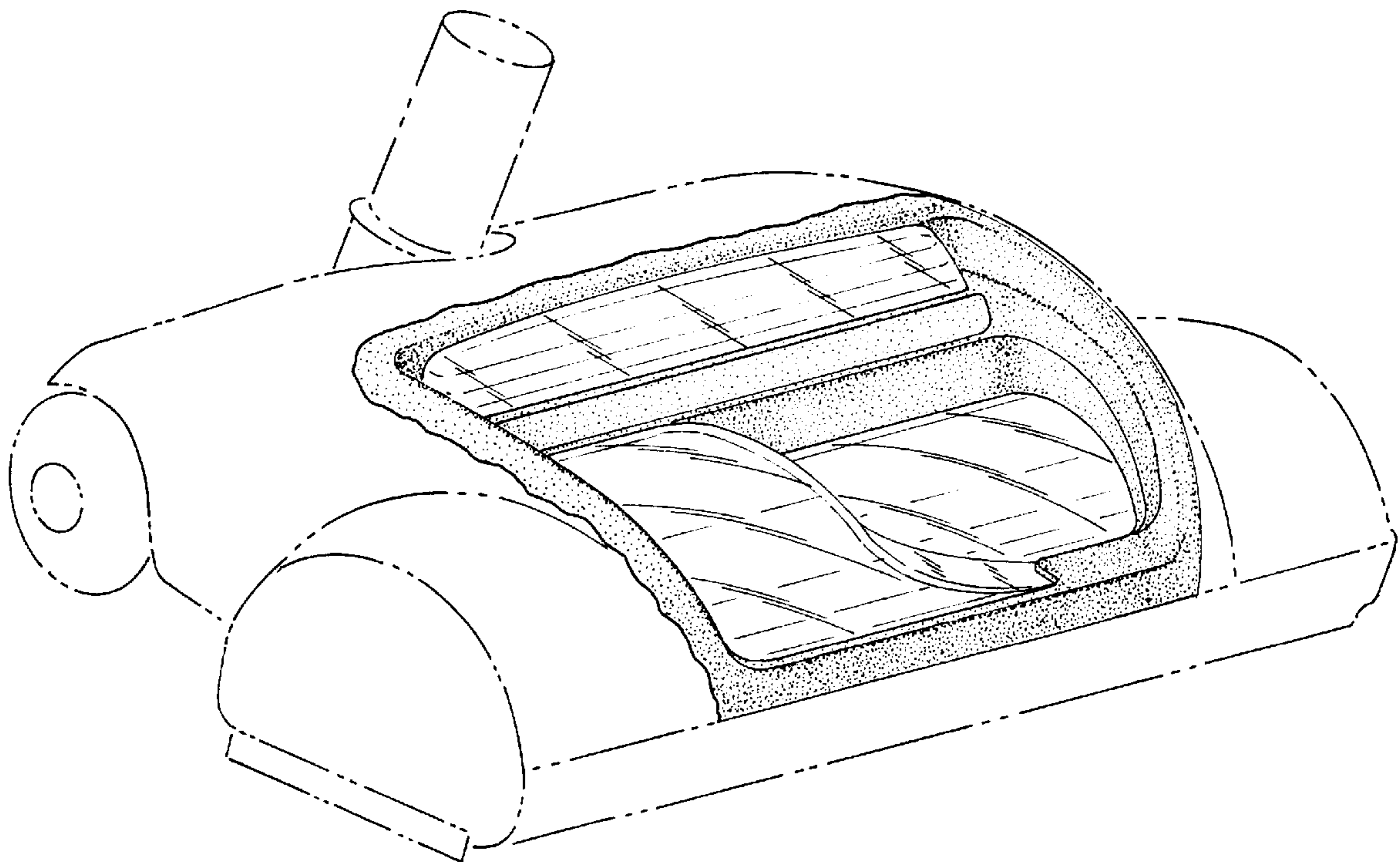
FIG. 1 is a perspective view of a front medial portion for a vacuum cleaner showing our new design;

FIG. 2 is a top plan view thereof; and,

FIG. 3 is a front elevational view thereof.

The portion of the vacuum cleaner shown in broken lines is for illustrative purposes only and forms no part of the claimed design. The surfaces or portions of the article not shown in the drawing or described in the specification form no part of the claimed design.

1 Claim, 3 Drawing Sheets



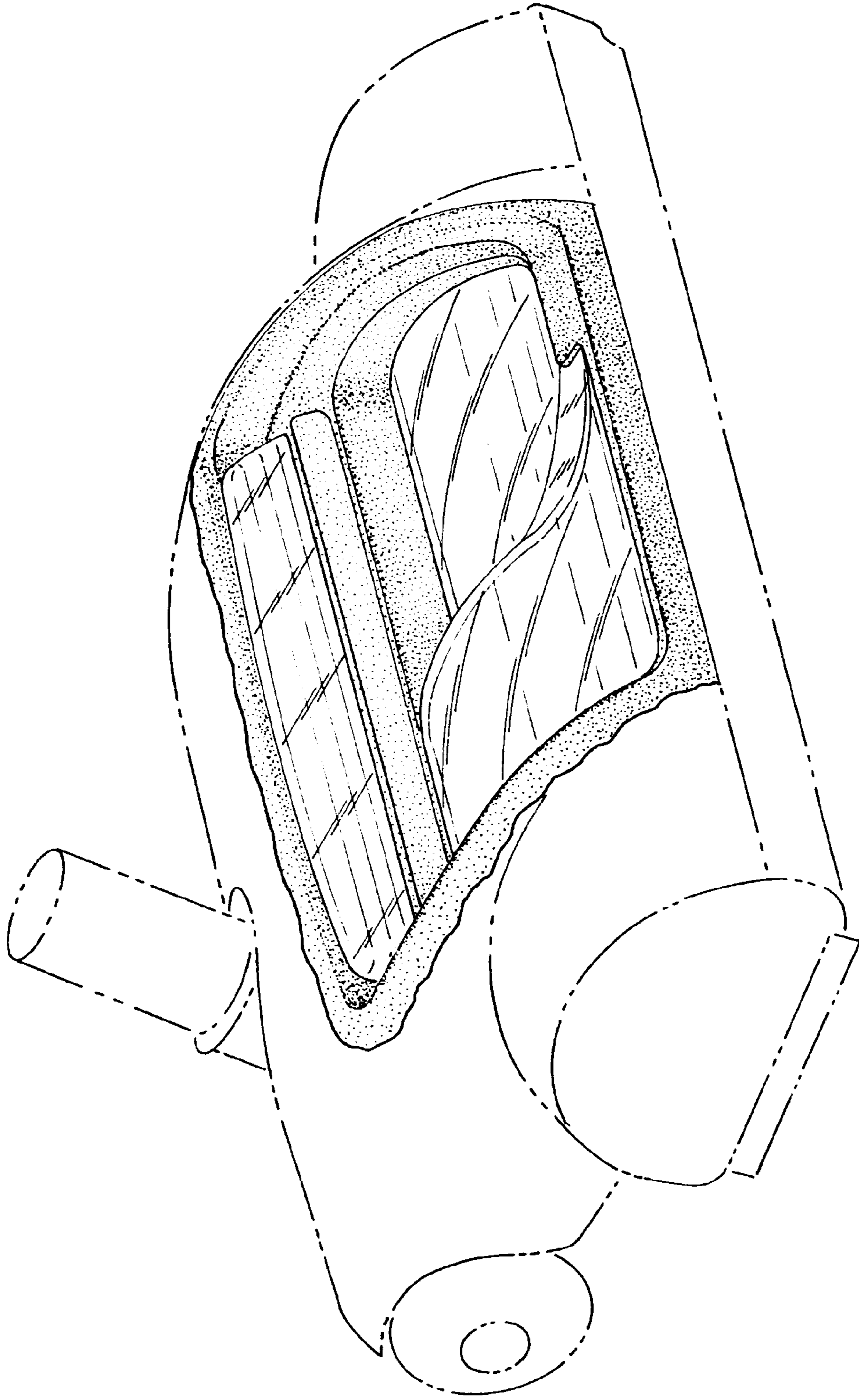


FIG. - 1

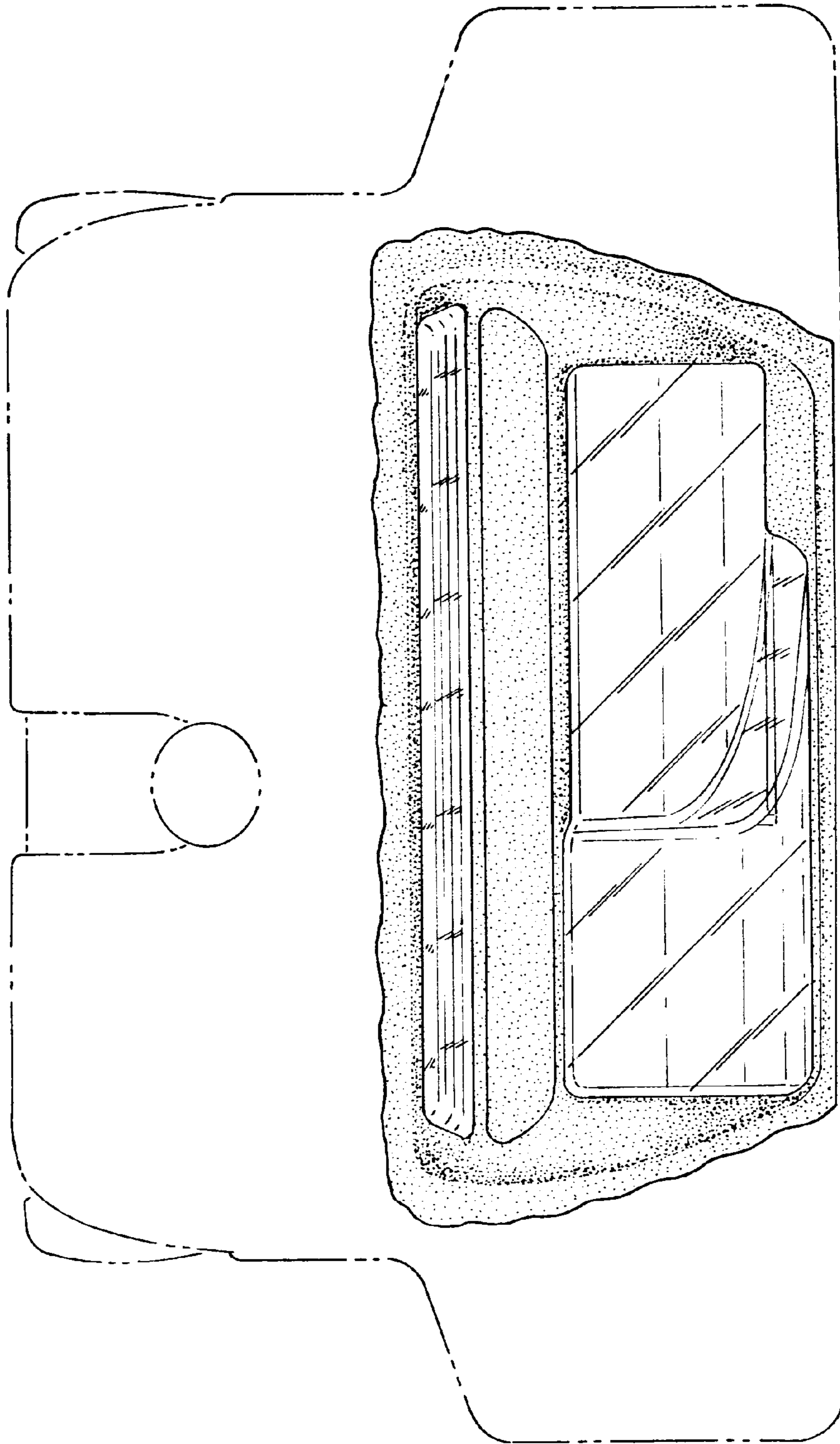


FIG. - 2

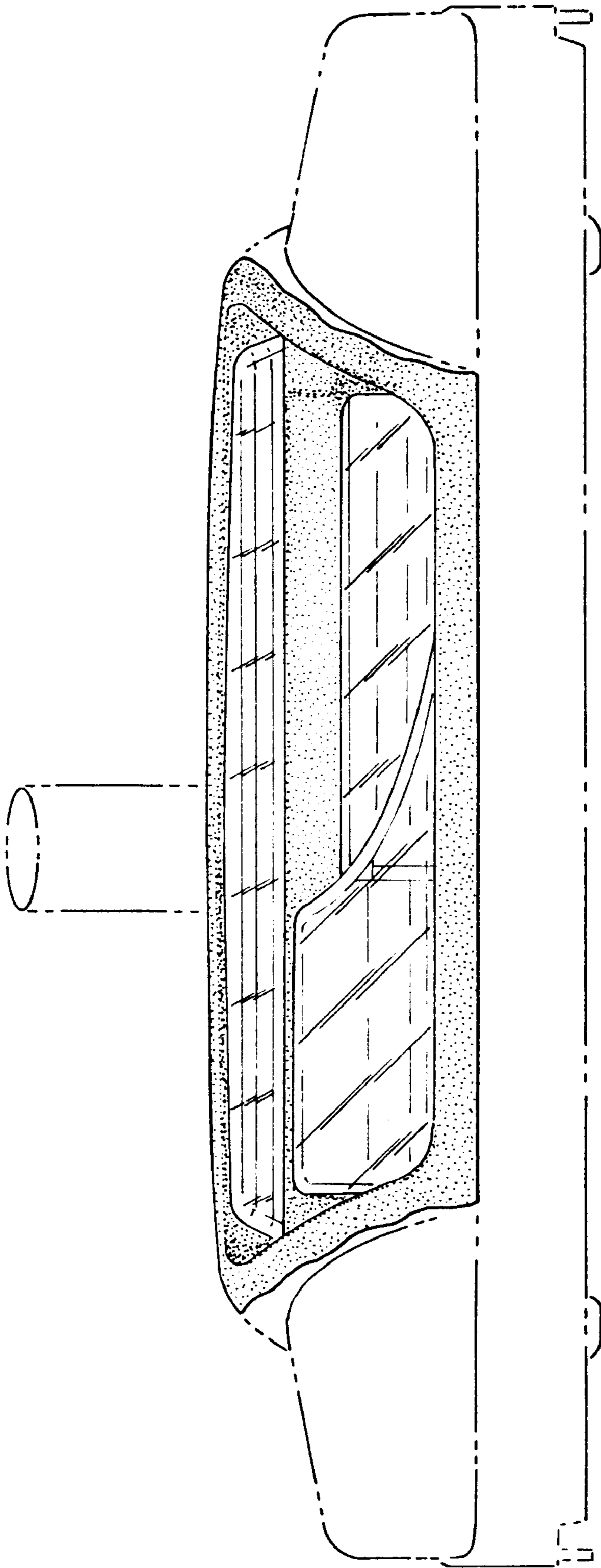


FIG. - 3