



US00D427338S

United States Patent [19] Ratia

[11] **Patent Number: Des. 427,338**

[45] **Date of Patent: ** Jun. 27, 2000**

[54] **CANDLE HOLDER**

[75] Inventor: **Ristomatti Ratia**, Helsinki, Finland

[73] Assignee: **Design Idea, Ltd.**, Springfield, Ill.

[**] Term: **14 Years**

[21] Appl. No.: **29/111,994**

[22] Filed: **Oct. 7, 1999**

[51] **LOC (7) Cl.** **26-02**

[52] **U.S. Cl.** **D26/9; D26/11**

[58] **Field of Search** **D26/9-12, 20,**
D26/23; 431/291, 125-126

[56] **References Cited**

U.S. PATENT DOCUMENTS

D. 231,629	5/1974	Schultz	D26/11
D. 234,806	4/1975	Ball	D26/11
D. 293,823	1/1988	Fieschi et al.	D26/11
D. 406,365	3/1999	Furner	D26/9

Primary Examiner—Robin V. Taylor

Attorney, Agent, or Firm—Saidman DesignLaw Group

[57] **CLAIM**

The ornamental design for a candle holder, as shown and described.

DESCRIPTION

FIG. 1 is a perspective view of a candle holder showing my new design;
FIG. 2 is a front view thereof;
FIG. 3 is a rear view thereof;
FIG. 4 is a right side view thereof;
FIG. 5 is a left side view thereof;
FIG. 6 is a top view thereof;
FIG. 7 is a bottom view thereof;
FIG. 8 is a perspective view of a second embodiment of a candle holder showing my new design; and,
FIG. 9 is a perspective view of a third embodiment of a candle holder showing my new design.

The embodiments disclosed in FIGS. 8 and 9 have the same appearance as the first embodiment (FIGS. 1-7) except for the proportion.

1 Claim, 5 Drawing Sheets



FIG. 1




FIG. 2




FIG. 3




FIG. 4



FIG. 5




FIG. 6



FIG. 7




FIG. 8




FIG. 9

