



US00D427333S

# United States Patent [19]

Anderson et al.

[11] **Patent Number: Des. 427,333**

[45] **Date of Patent: \*\* Jun. 27, 2000**

[54] **LAWN EDGING WITH BRICK FACE**

[75] Inventors: **Torrence C. Anderson**, Aurora; **Joseph Gormley**, DeKalb, both of Ill.

[73] Assignee: **SunCast Corporation**, Batavia, Ill.

[\*\*] Term: **14 Years**

[21] Appl. No.: **29/114,573**

[22] Filed: **Nov. 24, 1999**

[51] **LOC (7) Cl.** ..... **25-01**

[52] **U.S. Cl.** ..... **D25/164**

[58] **Field of Search** ..... **D25/164; 47/33**

[56] **References Cited**

**U.S. PATENT DOCUMENTS**

D. 182,124 2/1958 Kearney ..... D25/164  
2,912,792 11/1959 Venable ..... 47/33

*Primary Examiner*—Doris Clark  
*Attorney, Agent, or Firm*—Welsh & Katz, Ltd.

[57] **CLAIM**

The ornamental design for a lawn edging with brick face, as shown and described.

**DESCRIPTION**

FIG. 1 is a perspective view of a lawn edging having a brick face, the bottom portion of the edging being shown in phantom and not being part of the claimed design; FIG. 2 is a top view of FIG. 1; FIG. 3 is a front view of FIG. 1; FIG. 4 is a bottom view of FIG. 1; FIG. 5 is a rear view of FIG. 1; FIG. 6 is a side view of FIG. 1 as seen from the right-hand side of FIG. 5; and, FIG. 7 is a side view of FIG. 1 as seen from the left-hand side of FIG. 5.

**1 Claim, 1 Drawing Sheet**

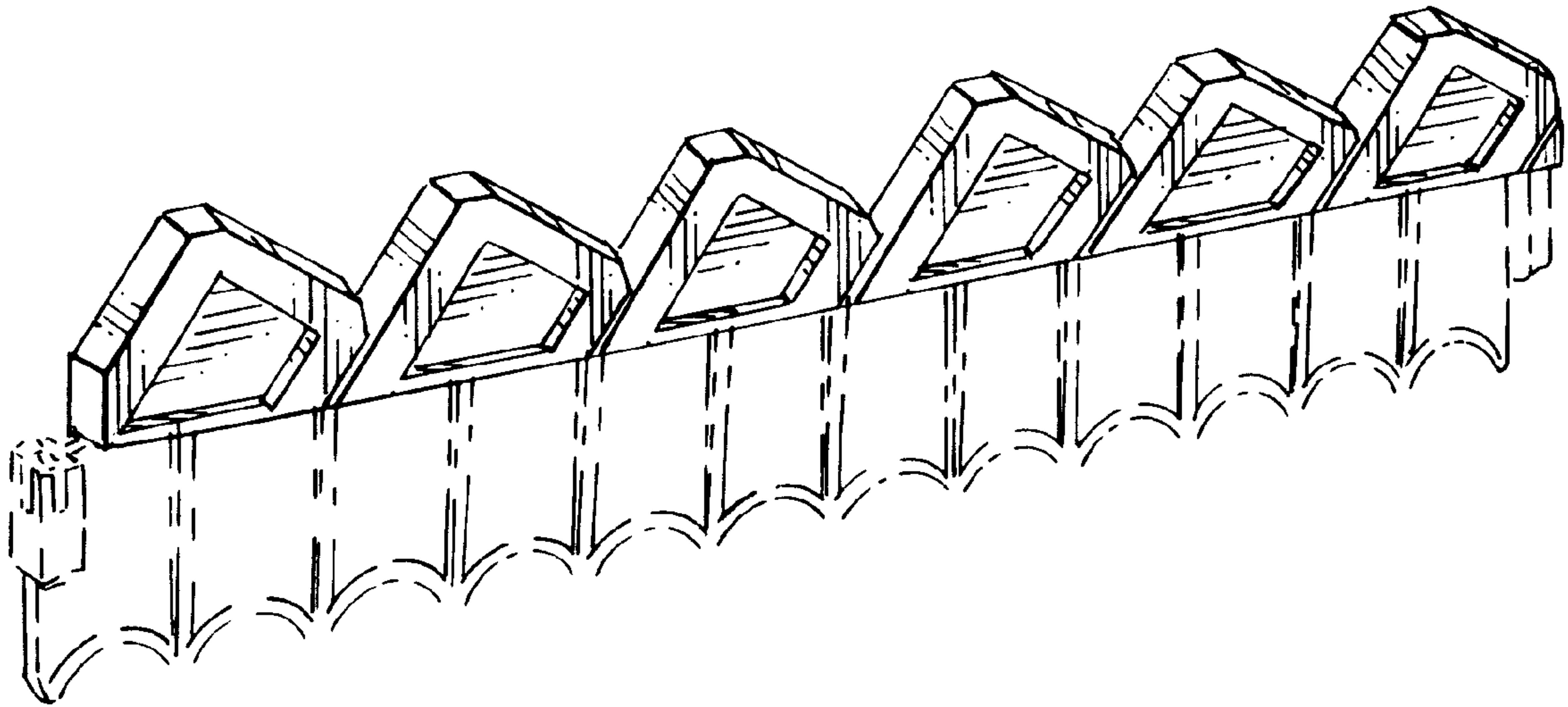


FIG. 1

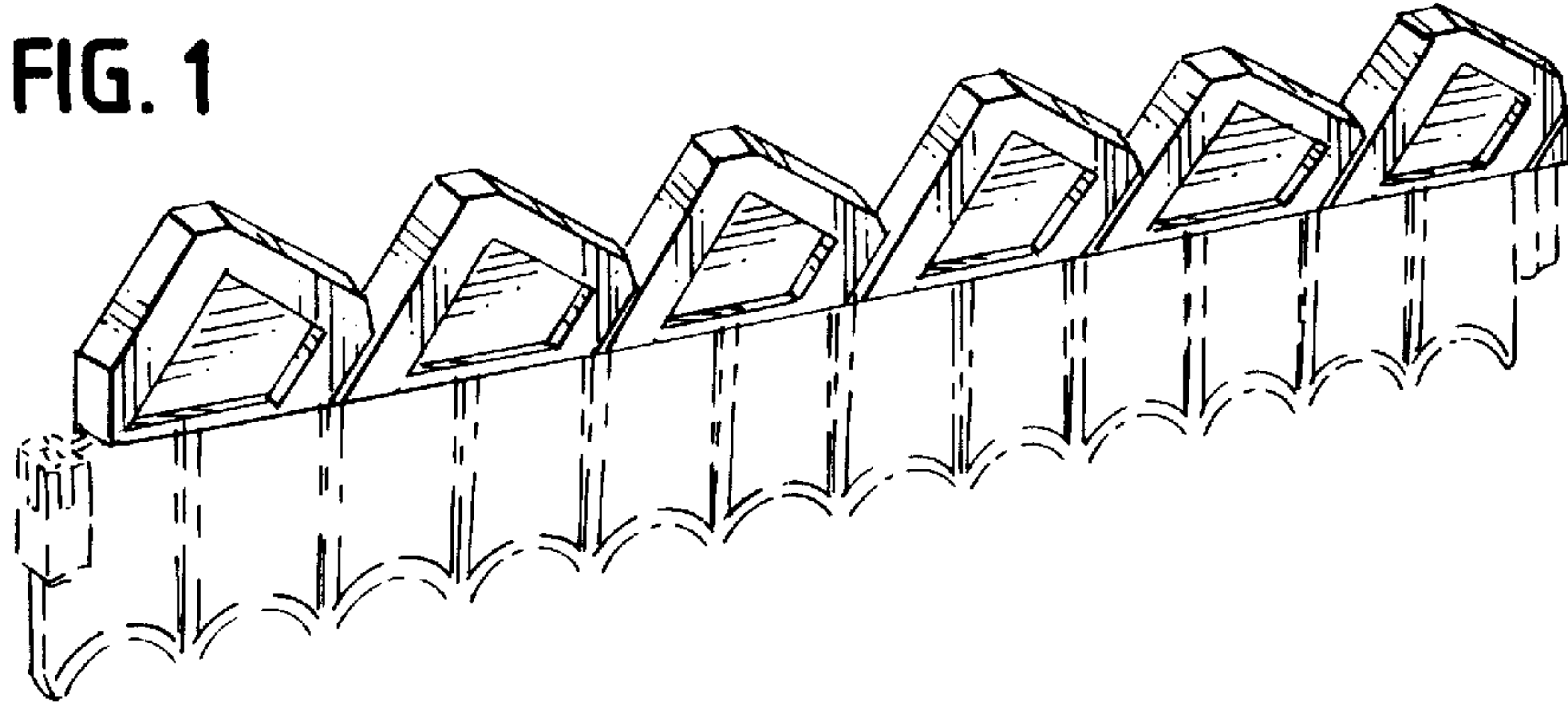


FIG. 2

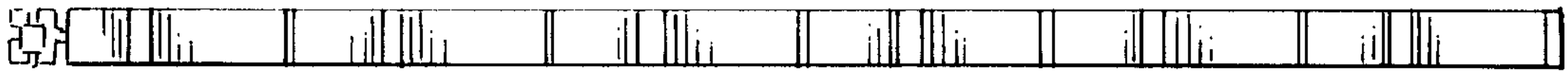


FIG. 3

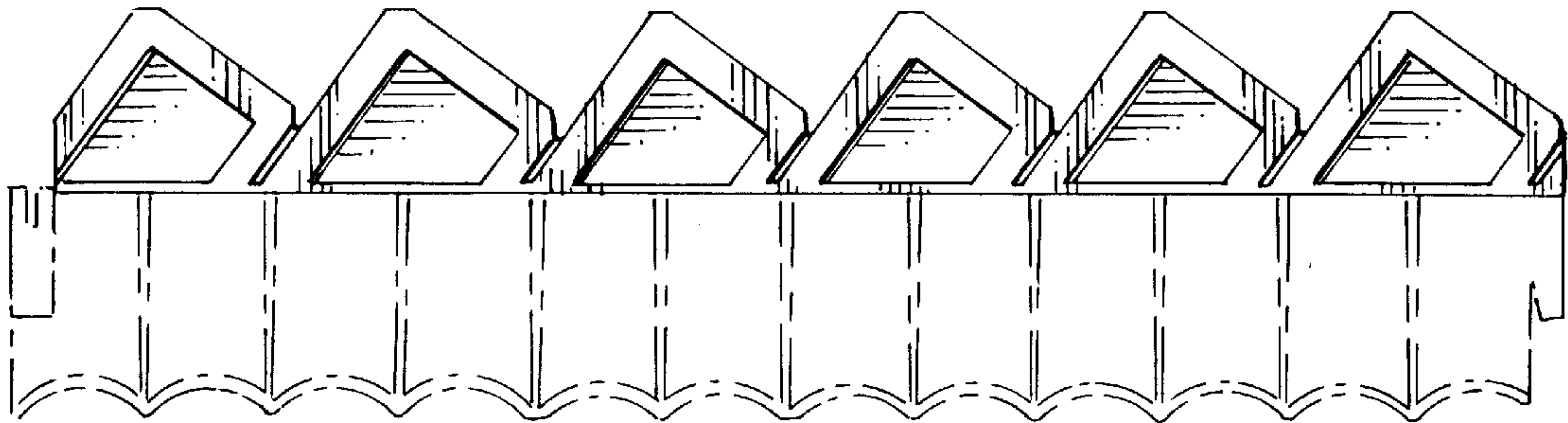


FIG. 4




FIG. 5

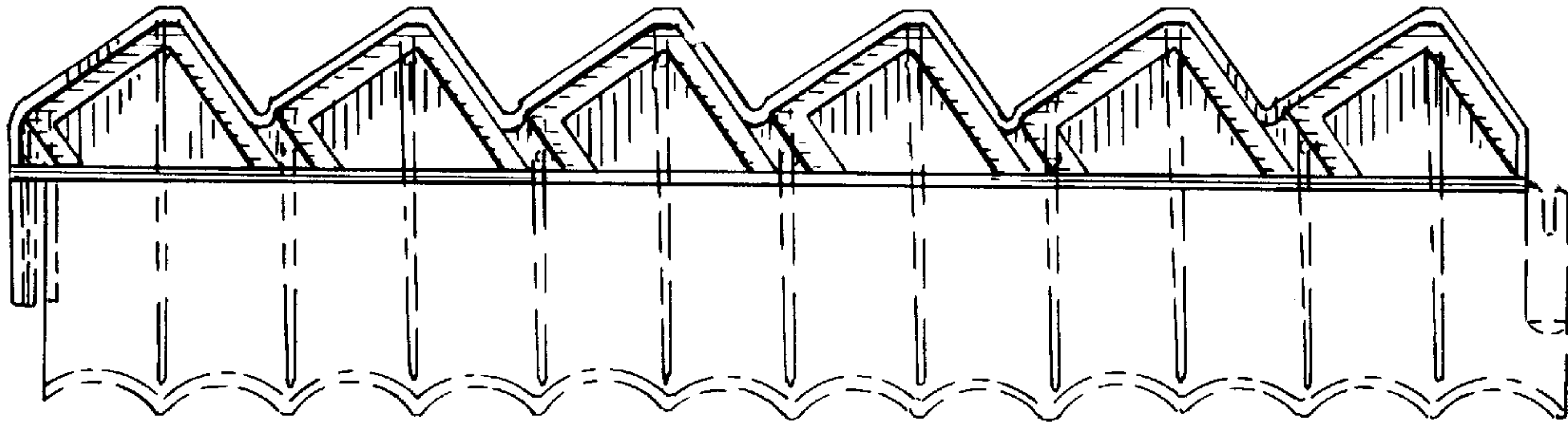


FIG. 6

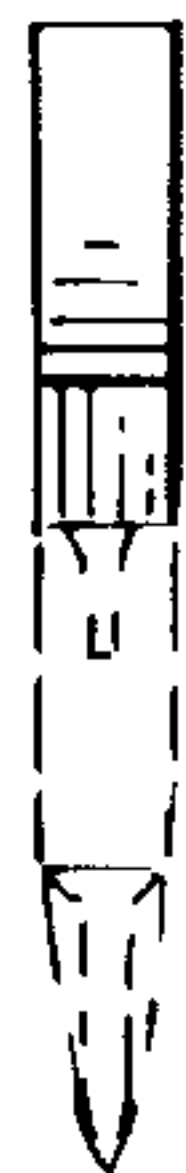


FIG. 7

