



US00D427322S

United States Patent [19]
DeSouza

[11] **Patent Number: Des. 427,322**

[45] **Date of Patent: ** Jun. 27, 2000**

[54] **FENCE SECTION**
[75] **Inventor: Joseph DeSouza**, North Royalton, Ohio
[73] **Assignee: U.S. Fence LLC**, Middleburg Heights, Ohio
[**] **Term: 14 Years**

4,907,389 3/1990 Pettit .
5,078,367 1/1992 Simpons et al. D25/38
5,192,056 3/1993 Espinueva .
5,255,897 10/1993 Pepper .
5,480,126 1/1996 Teasdale .
5,938,184 8/1999 DeSouza .

[21] **Appl. No.: 29/109,869**
[22] **Filed: Aug. 24, 1999**

Primary Examiner—Doris Clark
Attorney, Agent, or Firm—Pearne & Gordon LLP

[51] **LOC (7) Cl.** **25-02**
[52] **U.S. Cl.** **D25/38**
[58] **Field of Search** D25/138, 38; 256/19,
256/24, 73

[57] **CLAIM**

The ornamental design for a fence section, as shown and described.


[56] **References Cited**
U.S. PATENT DOCUMENTS

DESCRIPTION

D. 338,072 8/1993 Nozicka D25/38
3,652,060 3/1972 Glover .
4,214,734 7/1980 Stafford .
4,477,058 10/1984 Lowery .
4,722,514 2/1988 Pettit .
4,809,955 3/1989 Veilleux .

FIG. 1 is a front elevational view of a fence section, the rear elevational view being identical, showing my new design. FIG. 2 is a right side elevational view thereof, the left side elevational view being identical. FIG. 3 is a top plan view thereof; and, FIG. 4 is a bottom plan view thereof. The broken lines are for illustrative purposes only and form no part of the claimed design.

1 Claim, 2 Drawing Sheets






FIG. 3




FIG. 1

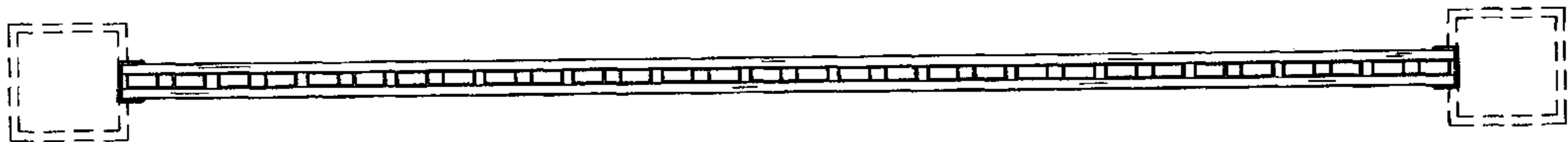


FIG. 4




FIG. 2