



US00D427314S

United States Patent [19]

Herbst et al.

[11] **Patent Number: Des. 427,314**

[45] **Date of Patent: ** Jun. 27, 2000**

[54] **DENTAL ANESTHETIC DELIVERY HANDLE**

D. 405,232 2/1999 Stevens et al. D24/133 X
D. 408,079 4/1999 Ellis D24/108

[75] Inventors: **Walter Herbst**, Lake Forest; **Gary Prokop**, Wheaton; **Josh Goldfarb**, Chicago, all of Ill.

Primary Examiner—Stella Reid
Assistant Examiner—I Simmons
Attorney, Agent, or Firm—Gottlieb Rackman & Reisman, P.C.

[73] Assignee: **Spintech, Inc.**, Livingston, N.J.

[**] Term: **14 Years**

[57] **CLAIM**

[21] Appl. No.: **29/087,116**

The ornamental design for a dental anesthetic delivery handle, as shown and described.

[22] Filed: **Apr. 27, 1998**

DESCRIPTION

[51] **LOC (7) Cl.** **24-02**

FIG. 1 is a front perspective view of a dental anesthetic delivery handle showing our new design, the broken line showing is for illustrative purposes only and forms no part of the claimed design.

[52] **U.S. Cl.** **D24/176; D24/108; D24/133**

FIG. 2 is a top plan view thereof;

[58] **Field of Search** D24/133, 156, D24/176, 180, 181, 221, 130, 112, 111; 433/85, 84; 604/36, 35, 34

FIG. 3 is a bottom plan view thereof;

FIG. 4 is a front elevational view thereof;

[56] **References Cited**

U.S. PATENT DOCUMENTS

D. 382,959 8/1997 Arpe D24/133
D. 393,318 4/1998 Wolter D24/133

FIG. 5 is a side elevational view thereof; and,
FIG. 6 is a rear elevational view thereof.

1 Claim, 2 Drawing Sheets



FIG. 1



FIG. 2


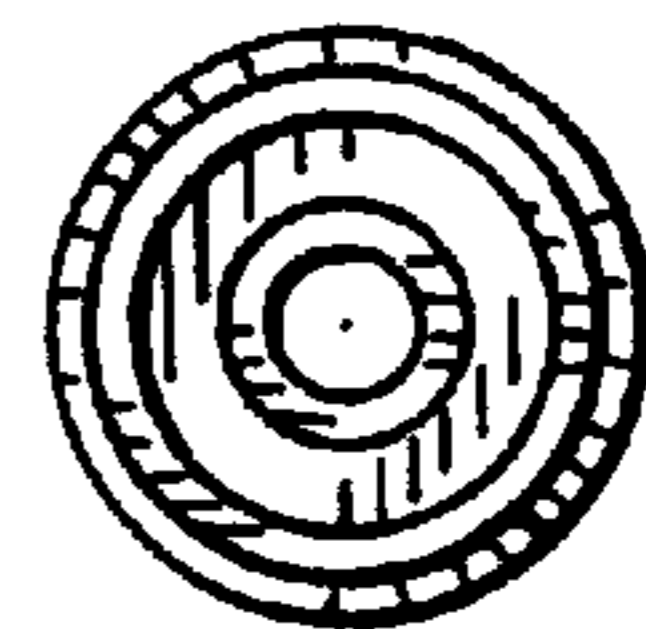


FIG. 3






FIG. 4

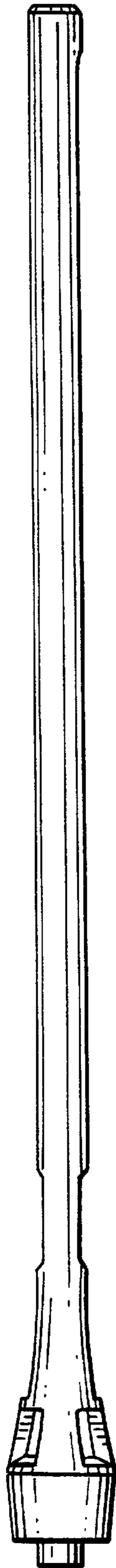


FIG. 5

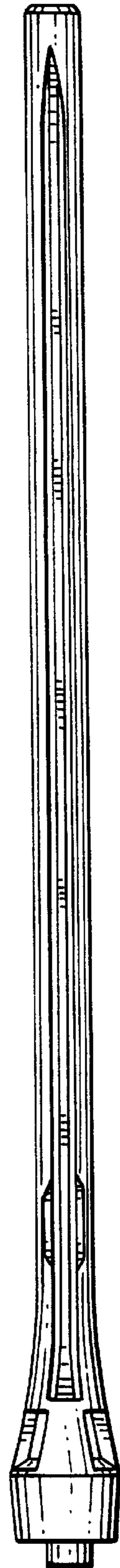


FIG. 6