



US00D427241S

**United States Patent** [19]  
**Izushima**

[11] **Patent Number: Des. 427,241**

[45] **Date of Patent: \*\* Jun. 27, 2000**

[54] **FINGER GRIPPING DEVICE FOR A WRITING INSTRUMENT**

3,297,352 1/1967 Larrison ..... 294/65.5  
3,411,854 11/1968 Rosler ..... 401/227

[75] Inventor: **Hiromichi Izushima**, Kawagoe, Japan

*Primary Examiner*—Martie K. Holtje  
*Attorney, Agent, or Firm*—McGinn & Gibb, P.C.

[73] Assignee: **Kotobuki & Co., Ltd.**, Kyoto, Japan

[\*\*] Term: **14 Years**

[57] **CLAIM**

The ornamental design for a finger gripping device for a writing instrument, as shown and described.

[21] Appl. No.: **29/108,946**

**DESCRIPTION**

[22] Filed: **Aug. 9, 1999**

[51] **LOC (7) Cl.** ..... **19-06**

[52] **U.S. Cl.** ..... **D19/55; D19/48**

[58] **Field of Search** ..... D19/35, 36, 41-51,  
D19/53-58, 81-85; 401/6, 7, 88, 209, 99,  
100

FIG. 1 is a front elevational view of a finger gripping device for a writing instrument according to the present invention, the rear, right and left sides being mirror images of the front side;

FIG. 2 is a top plan view of the finger gripping device of FIG. 1;

FIG. 3 is a bottom plan view of the finger gripping device of FIG. 1; and,

FIG. 4 is a perspective view of the writing instrument provided with the finger gripping device of FIG. 1.

The broken line showing of the writing instrument structure in FIG. 4 is for illustrative purposes only and forms no part of the claimed design.

[56] **References Cited**

**U.S. PATENT DOCUMENTS**

D. 57,397	3/1921	Taussig	.....	D19/48
D. 57,398	3/1921	Taussig	.....	D19/48
D. 174,249	3/1955	Daniels	.....	D19/48
D. 314,978	2/1991	Oka	.....	D19/48
D. 414,512	9/1999	Yazawa	.....	D19/48
2,770,221	11/1956	Tonkowich	.....	401/227

**1 Claim, 1 Drawing Sheet**

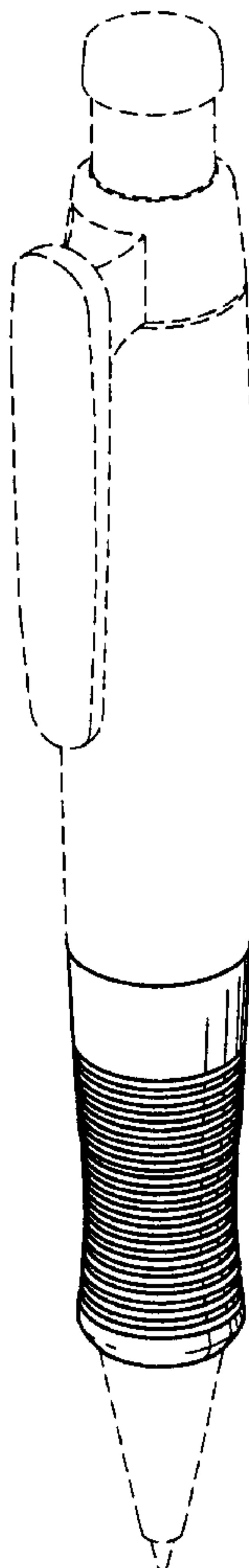


FIG. 2

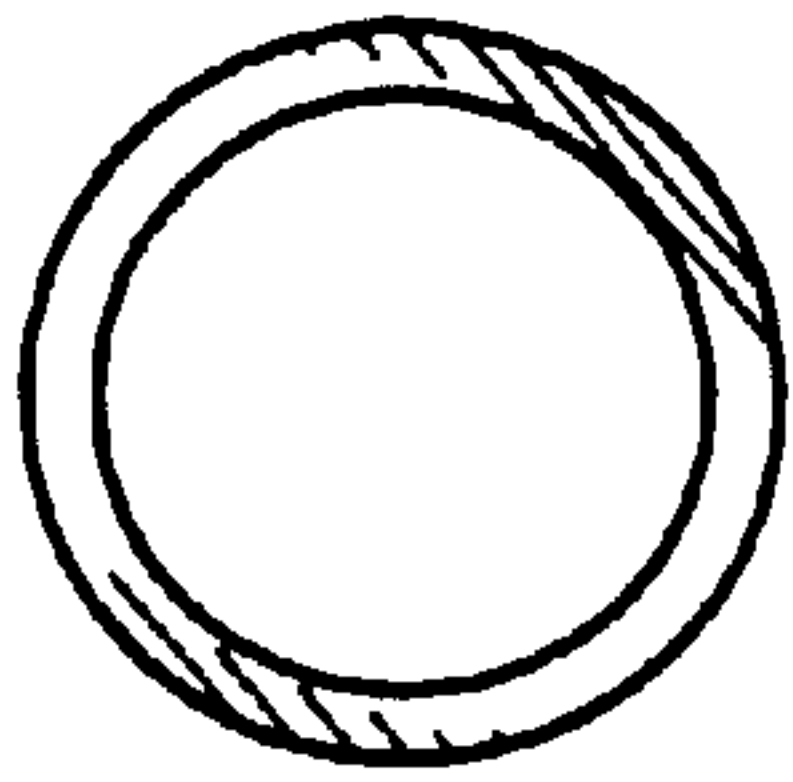


FIG. 1




FIG. 3

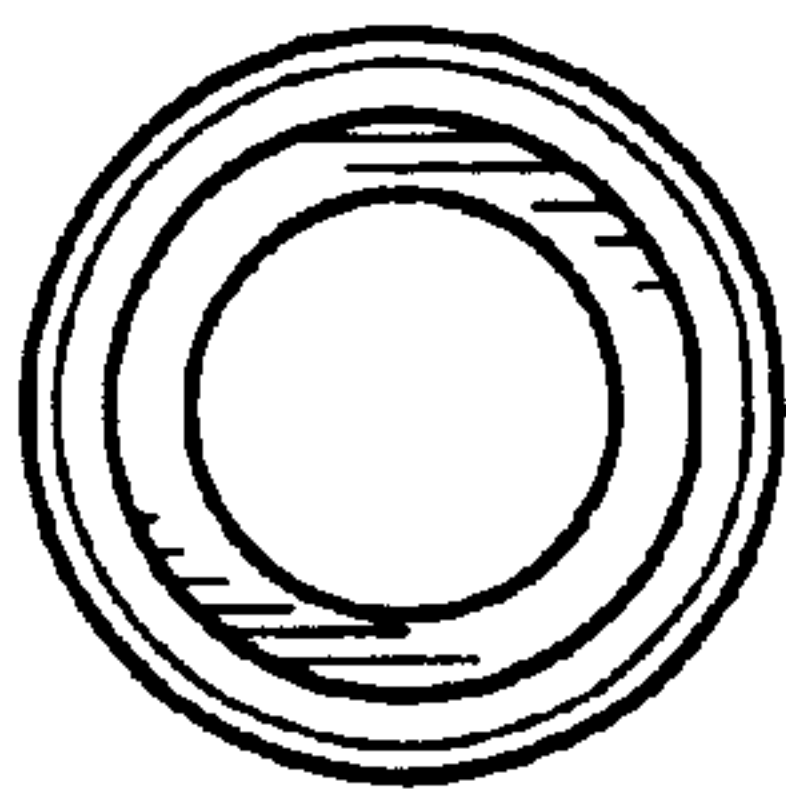


FIG. 4

