



US00D427240S

# United States Patent [19] Gruosi

[11] **Patent Number: Des. 427,240**

[45] **Date of Patent: \*\* Jun. 27, 2000**

[54] **BALLPOINT PEN**

[76] **Inventor: Fawaz Gruosi, 30 Chemin de Trembley, 1197 Pragins, Switzerland**

[\*\*] **Term: 14 Years**

[21] **Appl. No.: 29/111,509**

[22] **Filed: Sep. 28, 1999**

### [30] Foreign Application Priority Data

Apr. 13, 1999 [XH] Hague Agreement ..... dm/048098

[51] **LOC (7) Cl. .... 19-06**

[52] **U.S. Cl. .... D19/47; D19/48; D19/49**

[58] **Field of Search .... D19/35, 36, 41-51, D19/53-58, 81-85; 401/6, 7, 88, 52, 209, 195**

### [56] References Cited

#### U.S. PATENT DOCUMENTS

D. 79,546 10/1929 Biffar ..... D19/57  
D. 94,375 1/1935 Back ..... D19/49  
D. 124,725 1/1941 Ornstein ..... D19/36

D. 145,431 8/1946 Flanagan ..... D19/49  
D. 163,606 6/1951 Horwitch ..... D19/49  
D. 173,480 11/1954 Fink ..... D19/42  
D. 179,615 1/1957 Spatz ..... D19/46 X  
D. 260,531 9/1981 Beffa ..... D19/47  
D. 336,923 6/1993 Lin ..... D19/57

*Primary Examiner*—Martie K. Holtje  
*Attorney, Agent, or Firm*—John L. Chiatas

### [57] CLAIM

I claim the ornamental design for the ballpoint pen, as shown and described.

### DESCRIPTION

FIG. 1 is a front plan view of the new ornamental ballpoint pen of the present invention.  
FIG. 2 is a right side view thereof.  
FIG. 3 is a rear plan view thereof.  
FIG. 4 is a left side view thereof.  
FIG. 5 is a front right perspective view thereof.  
FIG. 6 is a plan view of the bottom or writing end thereof; and,  
FIG. 7 is a plan view of the top end thereof.

**1 Claim, 1 Drawing Sheet**



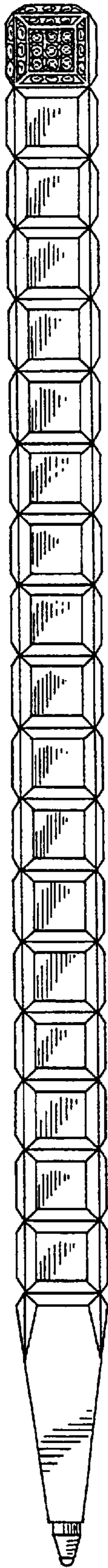


FIG. 1

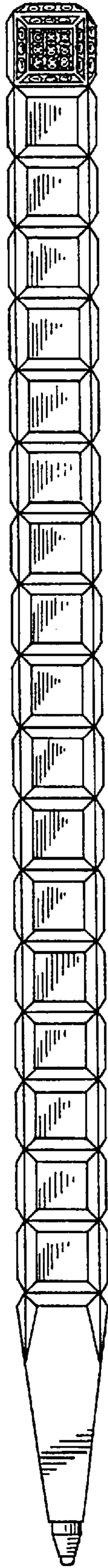


FIG. 2

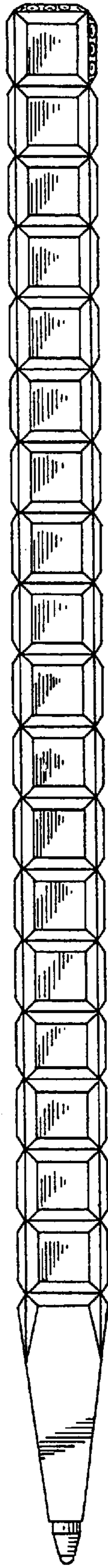


FIG. 3

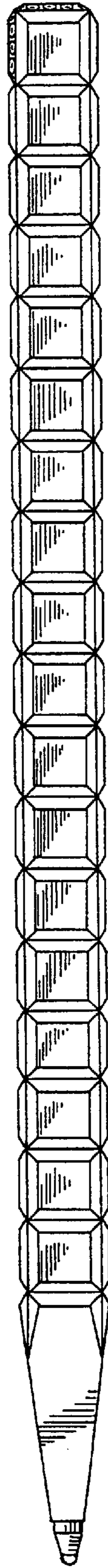


FIG. 4

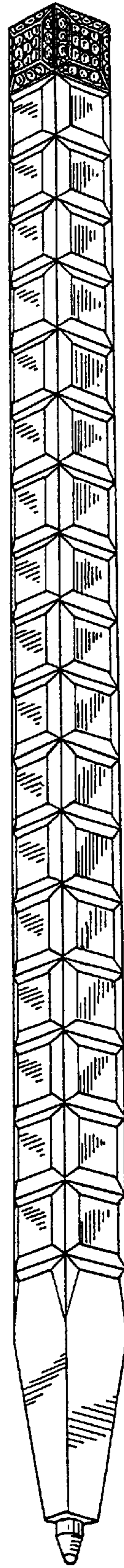


FIG. 5

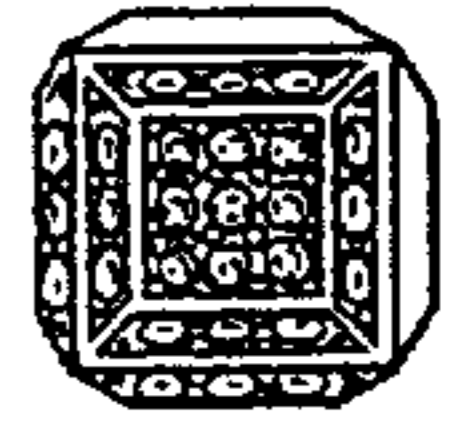


FIG. 7




FIG. 6