



US00D427238S

United States Patent [19] Beneyto

[11] **Patent Number: Des. 427,238**

[45] **Date of Patent: ** Jun. 27, 2000**

[54] **FOUNTAIN PEN**

[75] **Inventor: Ferrán Pellissa Beneyto, Barcelona, Spain**

[73] **Assignee: Inoxcrom, S.A., Barcelona, Spain**

[**] **Term: 14 Years**

[21] **Appl. No.: 29/111,269**

[22] **Filed: Sep. 23, 1999**

D. 359,758	6/1995	Inami	D19/55
D. 398,641	9/1998	Hollington	D19/43
D. 404,426	1/1999	Takanashi	D19/43
D. 404,764	1/1999	Perry et al.	D19/48
0,758,934	5/1904	Purdy	401/239

Primary Examiner—Martie K. Holtje
Attorney, Agent, or Firm—Pillsbury Madison & Sutro LLP

[57] CLAIM

The ornamental design for a fountain pen, as shown and described.

Related U.S. Application Data

[62] Division of application No. 29/107,469, Jul. 8, 1999.

[51] **LOC (7) Cl. 19-06**

[52] **U.S. Cl. D19/43; D19/51; D19/47; D19/56**

[58] **Field of Search D19/35, 36, 41-51, D19/53-58, 81-85; 401/4, 221, 222, 339, 243-247, 202, 262**

[56] References Cited

U.S. PATENT DOCUMENTS

D. 350,771	9/1994	Kettmeir	D19/51
D. 359,757	6/1995	Inami et al.	D19/51

DESCRIPTION

FIG. 1 is a left side elevational view of a writing instrument showing my new design, the right side being a mirror image thereof;

FIG. 2 is a front elevational view thereof;

FIG. 3 is a rear elevational view thereof;

FIG. 4 is a top plan view thereof;


FIG. 5 is a bottom plan view thereof;

FIG. 6 is an exploded left side elevational view thereof;

FIG. 7 is a point-end view of the body thereof.

The writing tip structure depicted by means of broken lines in FIGS. 6 and 7 has been shown for illustrative purposes only and forms no part of the claimed design.

1 Claim, 2 Drawing Sheets






FIG. 1

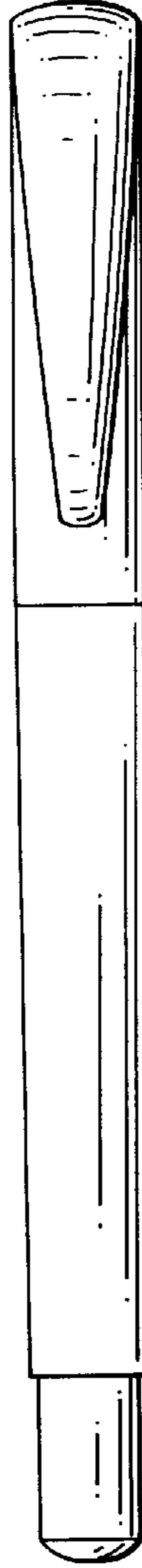


FIG. 2




FIG. 3



FIG. 4



FIG. 5




FIG. 6



FIG. 7