



US00D427228S

United States Patent [19] Light

[11] Patent Number: Des. 427,228

[45] Date of Patent: ** Jun. 27, 2000

[54] FLUTE

[76] Inventor: **Ken Light**, 492 Lemlama La., Arlee, Mont. 59821

[**] Term: **14 Years**

[21] Appl. No.: **29/084,931**

[22] Filed: **Mar. 13, 1998**

[51] LOC (7) Cl. **17-02**

[52] U.S. Cl. **D17/10; 84/384**

[58] Field of Search D10/119; D17/10, D17/13, 99; D21/405; 84/380 R, 382, 384

[56] **References Cited**

U.S. PATENT DOCUMENTS

45,270	11/1864	Pfaff	84/384
1,432,279	10/1922	Christensen	84/384
1,703,382	2/1929	Bernard	84/384
3,326,073	6/1967	Tremaine	D17/10

Primary Examiner—Adir Aronovich
Attorney, Agent, or Firm—Dowrey & Associates

[57] **CLAIM**

The ornamental design for a flute, as shown and described.

DESCRIPTION

FIG. 1 is a left side elevational view of a flute, showing my new design, the right side being a mirror image of the left; FIG. 2 is a top plan view thereof;

FIG. 3 is an end view from the head piece end;

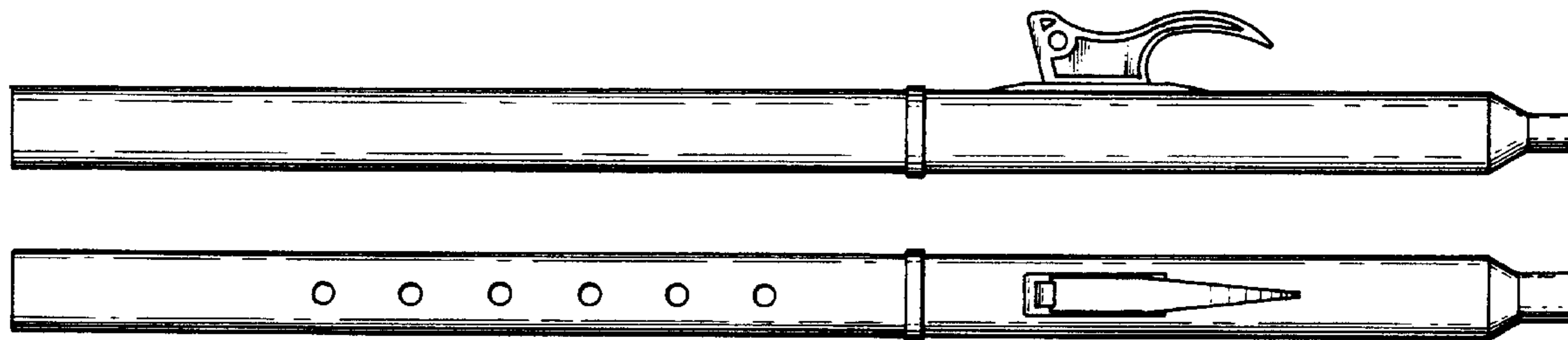
FIG. 4 is a top plan view of the body tube portion of FIG. 2, the bottom plan view being the same but without finger apertures; and,

FIG. 5 is a top plan view of the head piece of the flute with the slide block removed to show the next area.

The body tube and head piece of the flute in FIGS. 1–2 are shown in an assembled condition. The body tube and head piece of the flute illustrated in FIGS. 4–5 are shown separately for clarity of illustration.

The end portion of the flute not shown in the drawings or described in the specification forms no part of the claimed design.

1 Claim, 1 Drawing Sheet



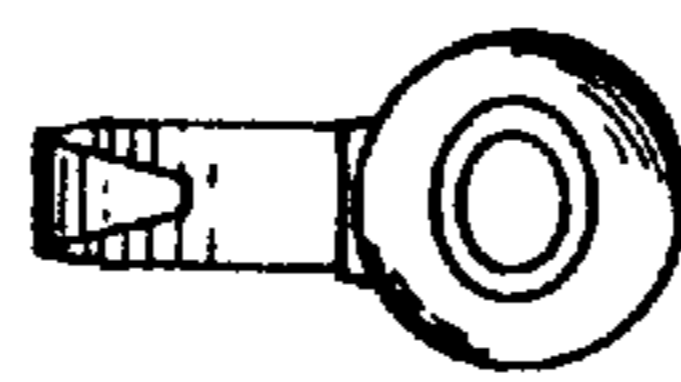
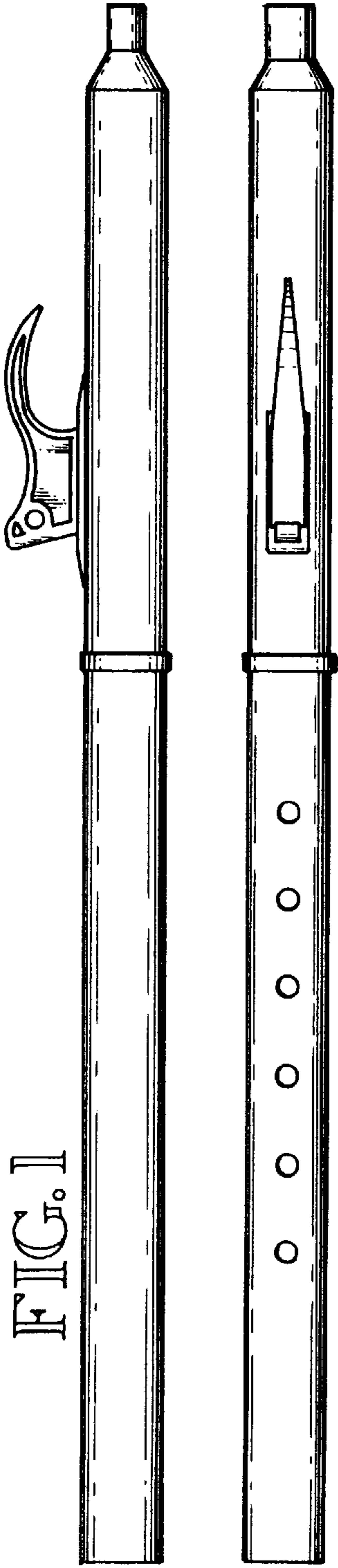


FIG. 3

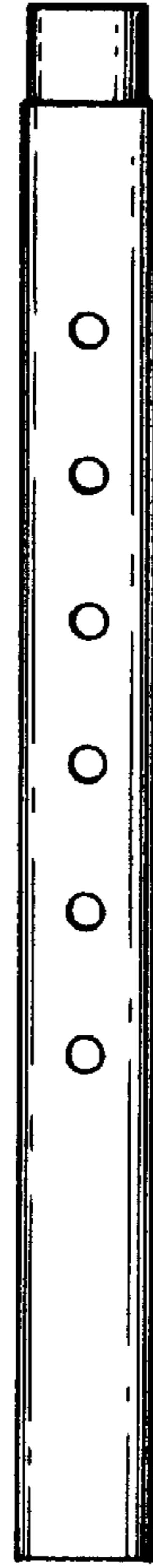


FIG. 4



FIG. 5