



US00D427224S

United States Patent [19]
Wang

[11] **Patent Number: Des. 427,224**

[45] **Date of Patent: ** Jun. 27, 2000**

[54] **RIM OF GLASSES**

D. 413,616 9/1999 Wang D16/307

[76] Inventor: **Wen-Te Wang**, No. 246-1, Kang-Kou,
Kang-Kou Tsun, An-Ting Hsiang,
Tainan Hsien, Taiwan

Primary Examiner—Raphael Barkai
Attorney, Agent, or Firm—Rosenberg, Klein & Lee

[**] Term: **14 Years**

[57] **CLAIM**

The ornamental design for rim of glasses, as shown and described.

[21] Appl. No.: **29/114,547**

DESCRIPTION

[22] Filed: **Nov. 29, 1999**

[51] **LOC (7) Cl.** **16-06**

[52] **U.S. Cl.** **D16/307**

[58] **Field of Search** D16/101, 300-330,
D16/900; D21/617, 660, 661; 351/41, 44,
51, 52, 158; 446/97, 268, 371

FIG. 1 is a perspective view of rim of glasses showing my new design;

FIG. 2 is a front elevation view thereof;

FIG. 3 is a rear elevation view thereof;

FIG. 4 is a left side elevation view thereof;

FIG. 5 is a right side elevation view thereof;

FIG. 6 is a top plan view thereof;

FIG. 7 is an underneath plan view thereof; and,

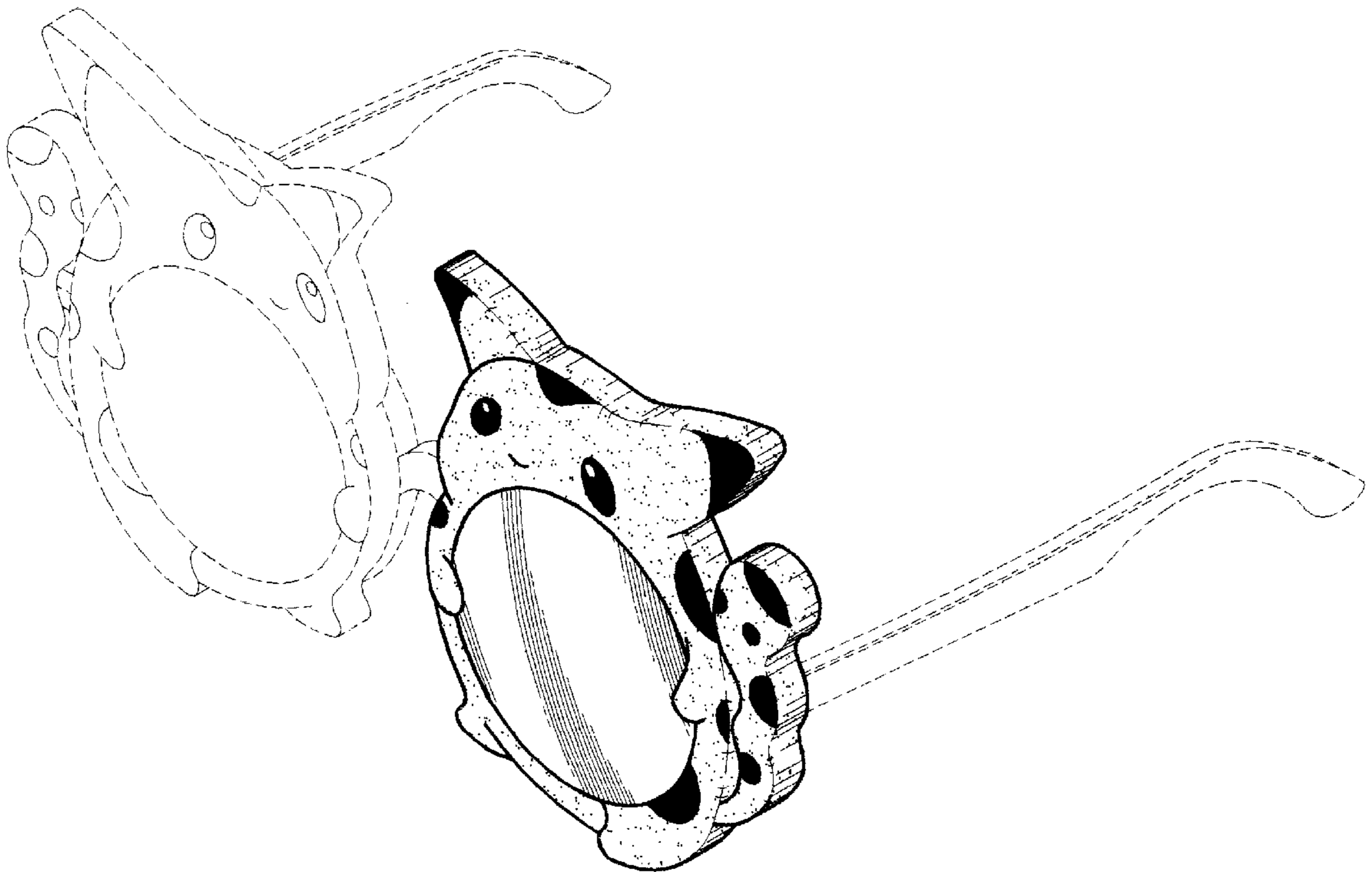
FIG. 8 is a perspective view thereof, the broken lines shown are for illustrative purposes only and form no part of the claimed design.

[56] **References Cited**

U.S. PATENT DOCUMENTS

D. 153,652	5/1949	Watkins	D16/307
D. 204,102	3/1966	Pawelka	D21/617
D. 413,348	8/1999	Wang	D16/307

1 Claim, 3 Drawing Sheets






FIG. 1




FIG. 2

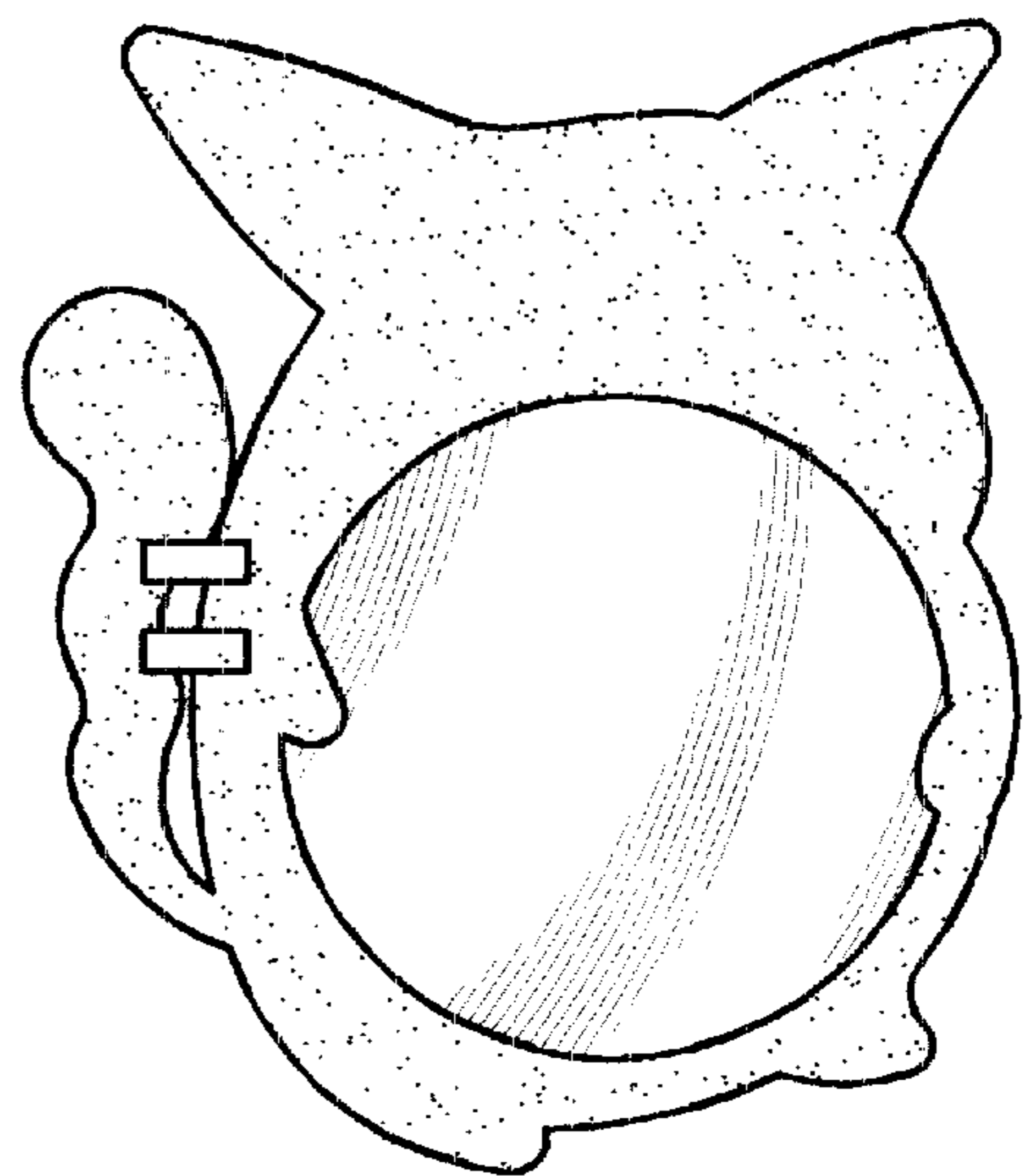


FIG. 3



FIG. 4

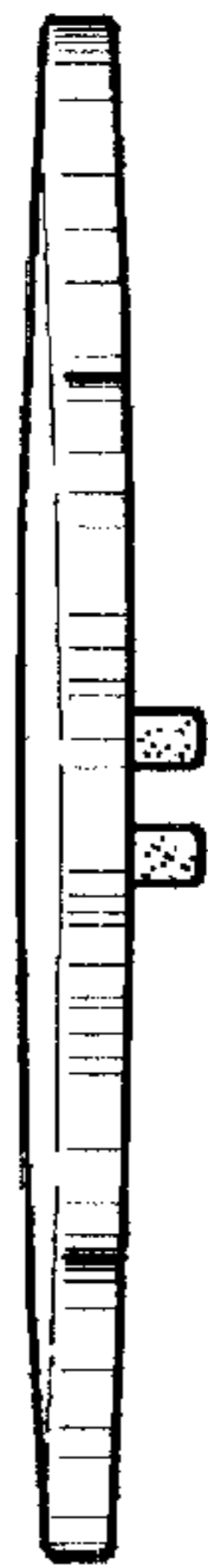


FIG. 5



FIG. 6



FIG. 7

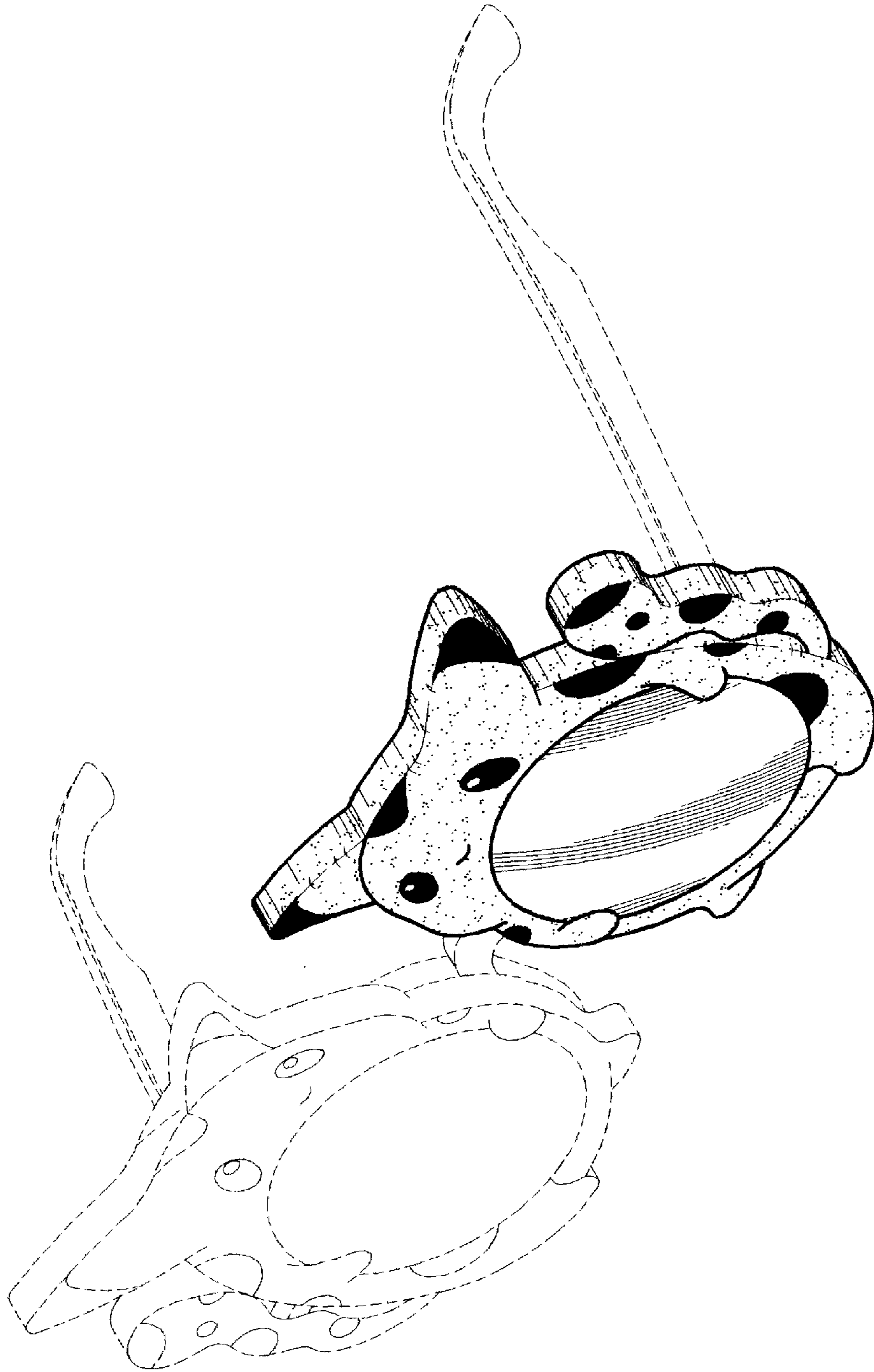


FIG. 8