



US00D427193S

**United States Patent** [19]  
**Fedele**

[11] **Patent Number: Des. 427,193**  
[45] **Date of Patent: \*\* Jun. 27, 2000**

[54] **PERIPHERAL HARD DRIVE DEVICE**

D. 377,008 12/1996 Nicklos et al. .... D14/100

[75] Inventor: **Vincent Fedele**, Harvard, Mass.

*Primary Examiner*—Freda Nunn  
*Attorney, Agent, or Firm*—Hale and Dorr LLP

[73] Assignee: **Smartdisk Personal Storage Systems Corporation**, Acton, Mass.

[57] **CLAIM**

[\*\*] Term: **14 Years**

I claim the ornamental design of a peripheral hard drive device, as shown and described.

[21] Appl. No.: **29/102,638**

**DESCRIPTION**

[22] Filed: **Mar. 29, 1999**

[51] **LOC (7) Cl.** ..... **14-02**

[52] **U.S. Cl.** ..... **D14/348; D14/356**

[58] **Field of Search** ..... D14/100, 107-109;  
D6/432, 436, 445, 448; D13/162, 184,  
199; 312/208.1; 360/99.12; 361/694, 696



FIG. 1 is a front perspective view of the peripheral hard drive device showing my new design;  
FIG. 2 is a rear perspective view thereof;  
FIG. 3 is a top view thereof;  
FIG. 4 is a bottom view thereof;  
FIG. 5 is a left side view thereof;  
FIG. 6 is a front view thereof;  
FIG. 7 is a rear view thereof; and,  
FIG. 8 is a right side view thereof.

[56] **References Cited**

**U.S. PATENT DOCUMENTS**

D. 346,593 5/1994 Mizusugi et al. .... D14/109

**1 Claim, 3 Drawing Sheets**



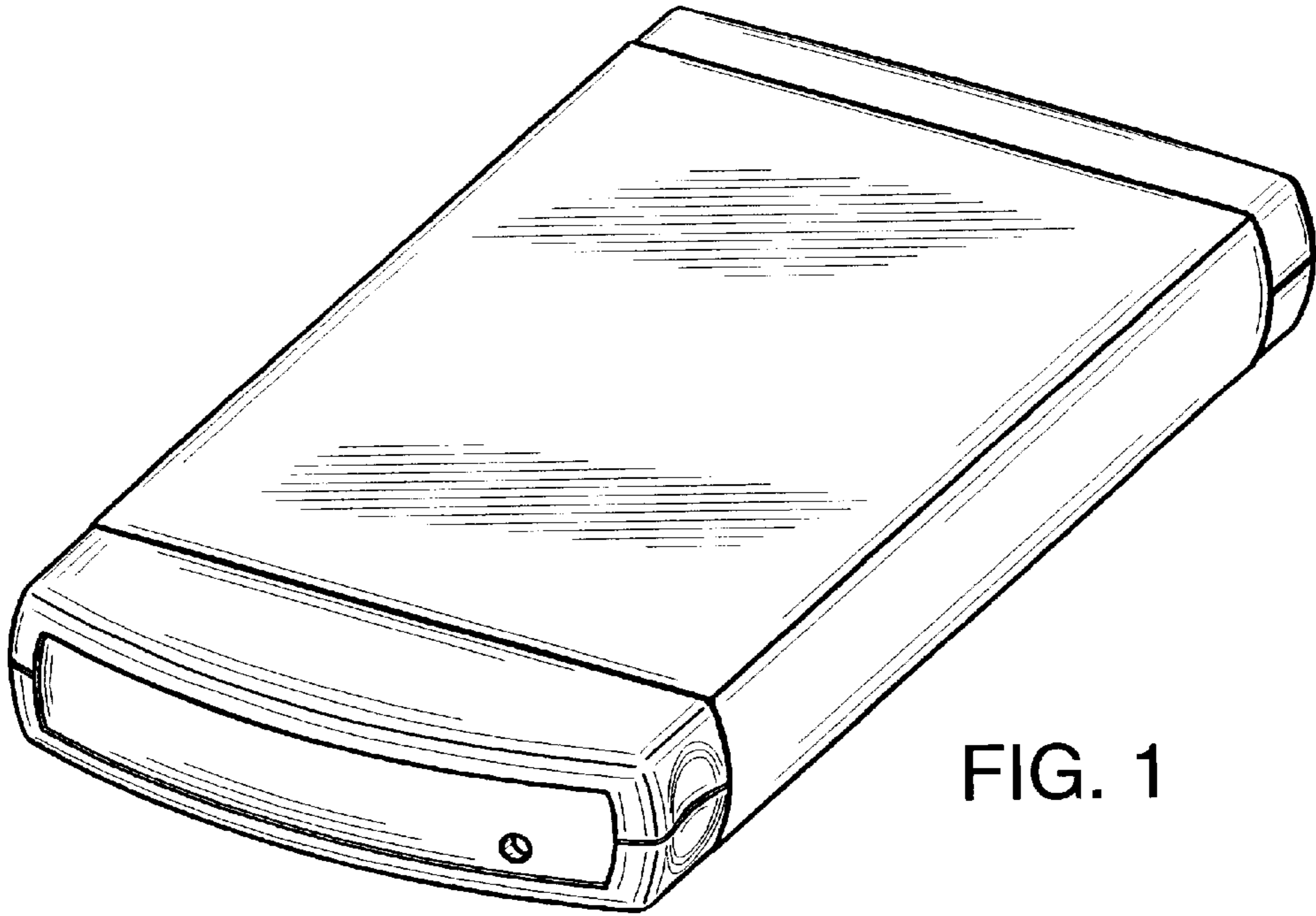


FIG. 1




FIG. 2




FIG. 3

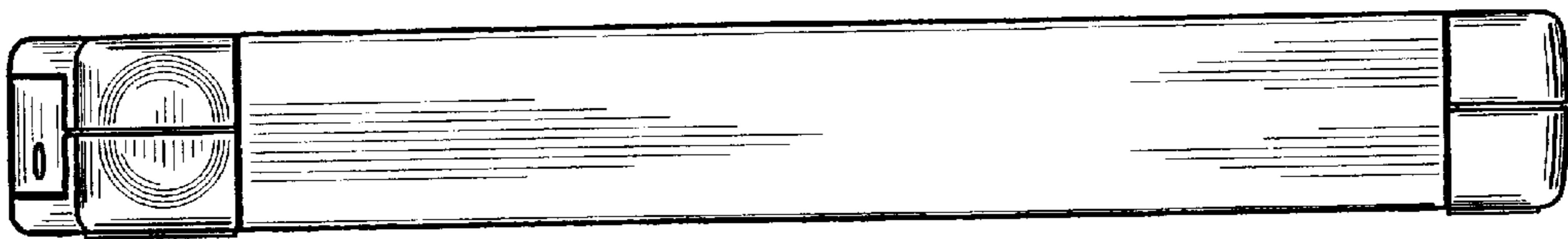


FIG. 8

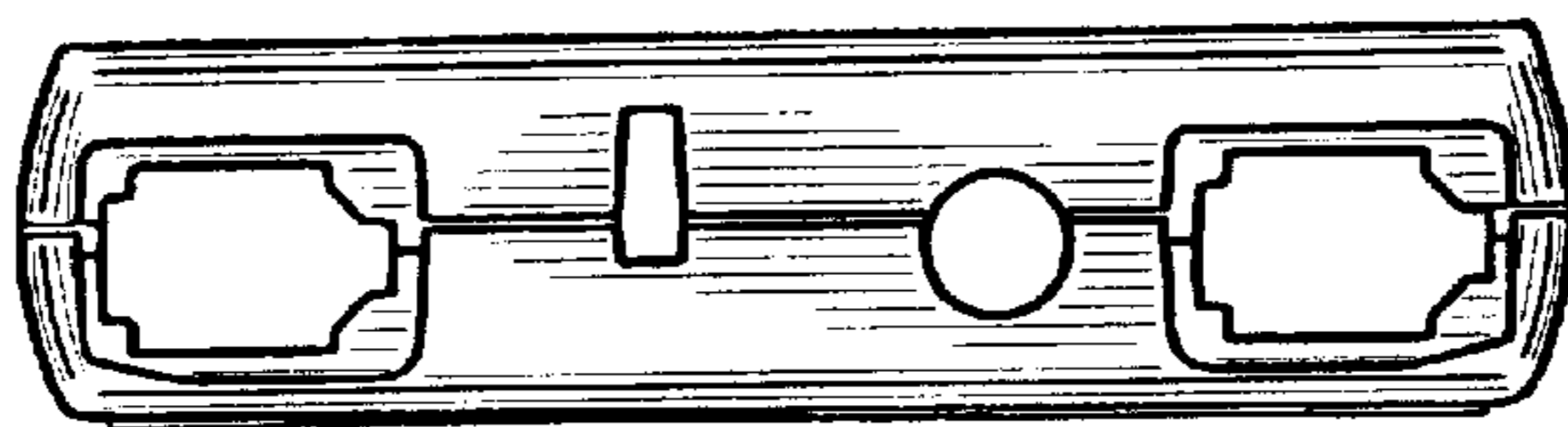


FIG. 7

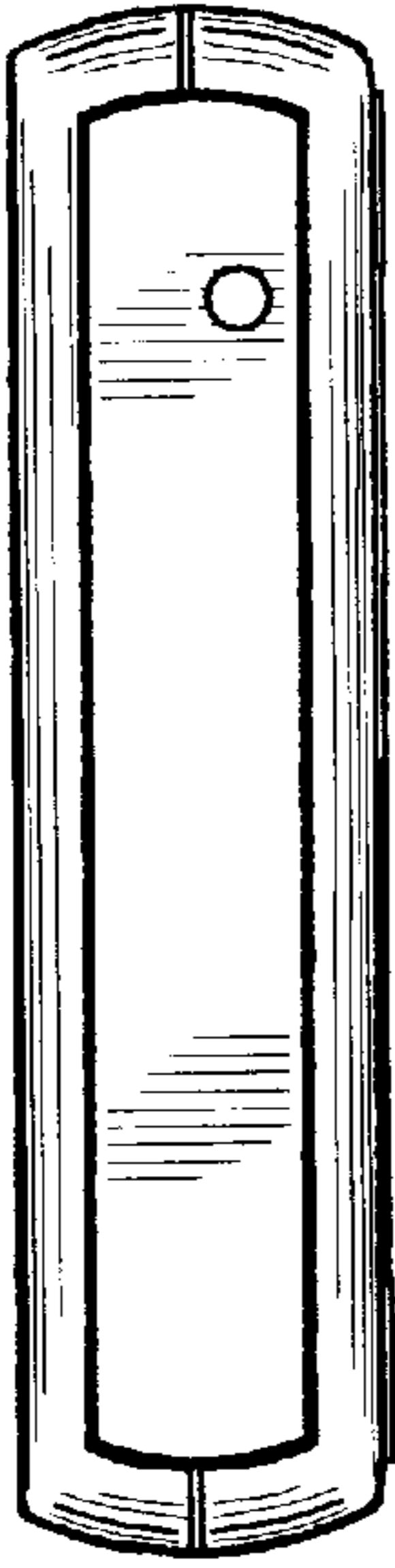


FIG. 6




FIG. 5




FIG. 4