



US00D427178S

United States Patent [19]

Cory et al.

[11] Patent Number: Des. 427,178

[45] Date of Patent: ** Jun. 27, 2000

[54] **PORTABLE ELECTRONIC DEVICE ATTACHMENT CLIP**

[75] Inventors: **Ralph Gerard Cory**, West Palm Beach; **William Joseph Scheid**, Coral Springs, both of Fla.

[73] Assignee: **Motorola, Inc.**, Schaumburg, Ill.

[**] Term: **14 Years**

[21] Appl. No.: **29/091,259**

[22] Filed: **Jul. 27, 1998**

[51] **LOC (7) Cl.** **14-99**

[52] **U.S. Cl.** **D14/217; D14/248; D14/253**

[58] **Field of Search** **D8/394, 395; D3/218; D14/191, 192, 217, 248, 253; 24/3.1, 3.11, 3.12; 224/252, 269, 271, 272; 455/348, 351**

[56] **References Cited**

U.S. PATENT DOCUMENTS

D. 223,835	6/1972	Schmidt	D14/191
D. 339,690	9/1993	Takahashi et al.	D3/218
D. 373,768	9/1996	Hon et al.	D14/191
D. 392,639	3/1998	Tamura et al.	D14/191
3,309,052	3/1967	Borisof	D8/395 X
3,808,642	5/1974	Nation	24/3.1

4,083,481	4/1978	Selinko	24/3.1
5,081,709	1/1992	Benyo	455/348
5,472,317	12/1995	Field et al.	224/271
5,488,759	2/1996	Lim et al.	D14/191 X
5,709,012	1/1998	Ebashi	24/3.1

Primary Examiner—Nanda Bondade

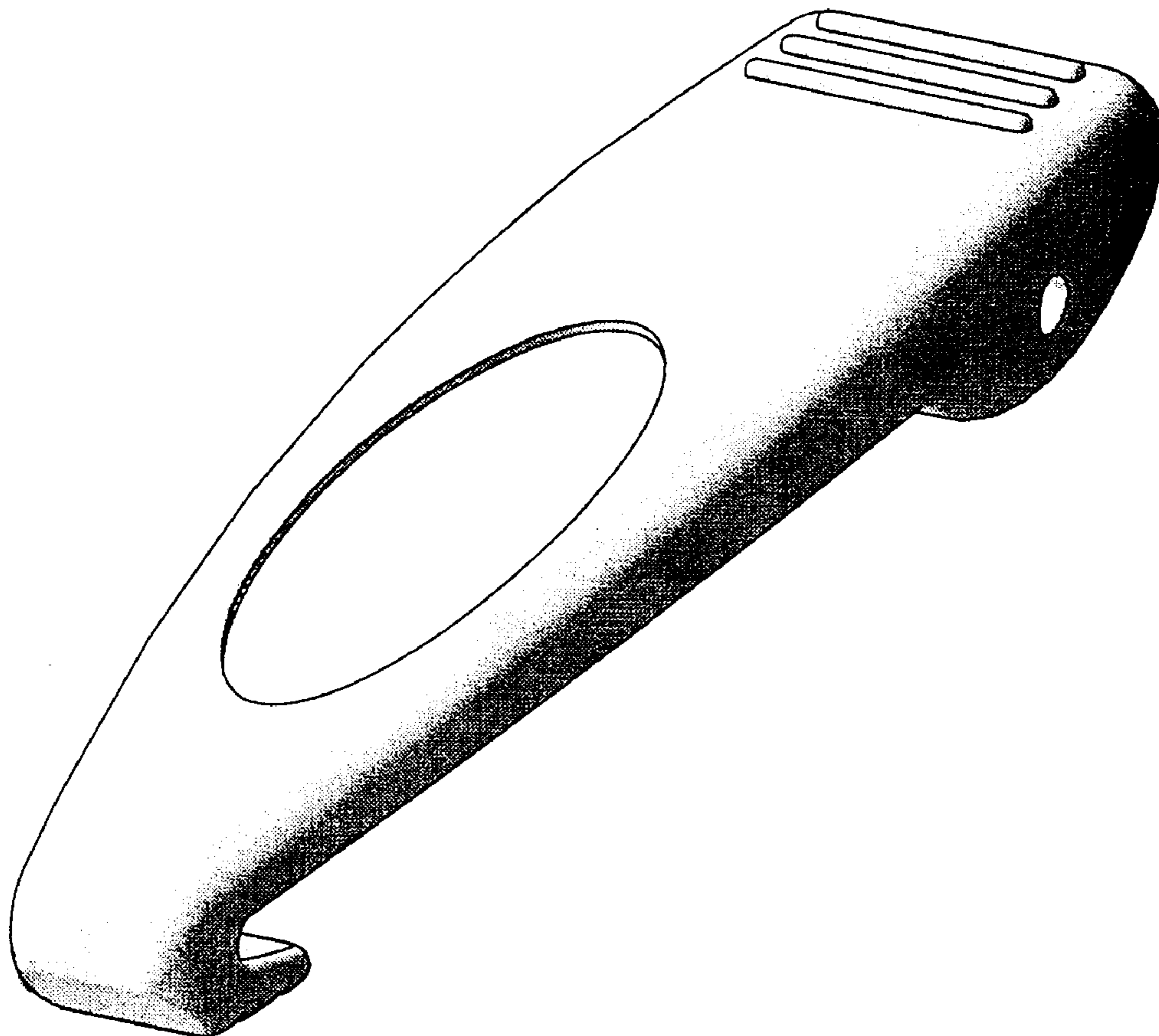
[57] **CLAIM**

The ornamental design for a portable electronic device attachment clip, as shown and described.

DESCRIPTION

FIG. 1 is a front view of a portable electronic device attachment clip in accordance with our new design;
 FIG. 2 is a top view of the portable electronic device attachment clip shown in FIG. 1;
 FIG. 3 is a rear view of the portable electronic device attachment clip shown in FIG. 1;
 FIG. 4 is a right side view of the portable electronic device attachment clip shown in FIG. 1;
 FIG. 5 is a left side view of the portable electronic device attachment clip shown in FIG. 1;
 FIG. 6 is a bottom view of the portable electronic device attachment clip shown in FIG. 1; and,
 FIG. 7 is a bottom, right and front perspective view of the portable electronic device attachment clip shown in FIG. 1.

1 Claim, 3 Drawing Sheets






FIG. 1

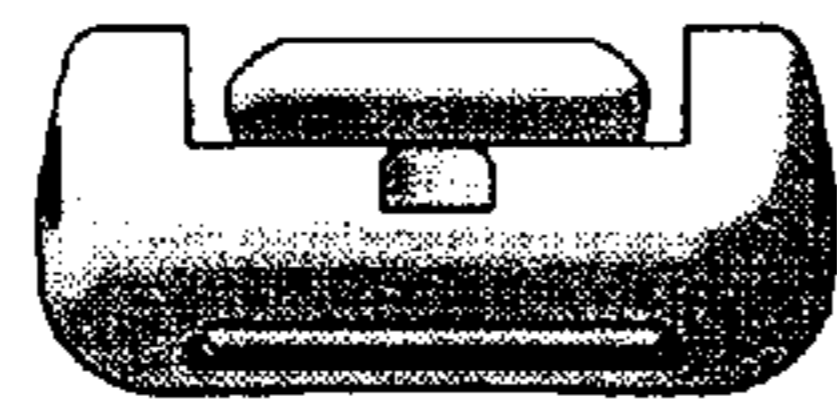


FIG. 2




FIG. 3



FIG. 4




FIG. 5



FIG. 6

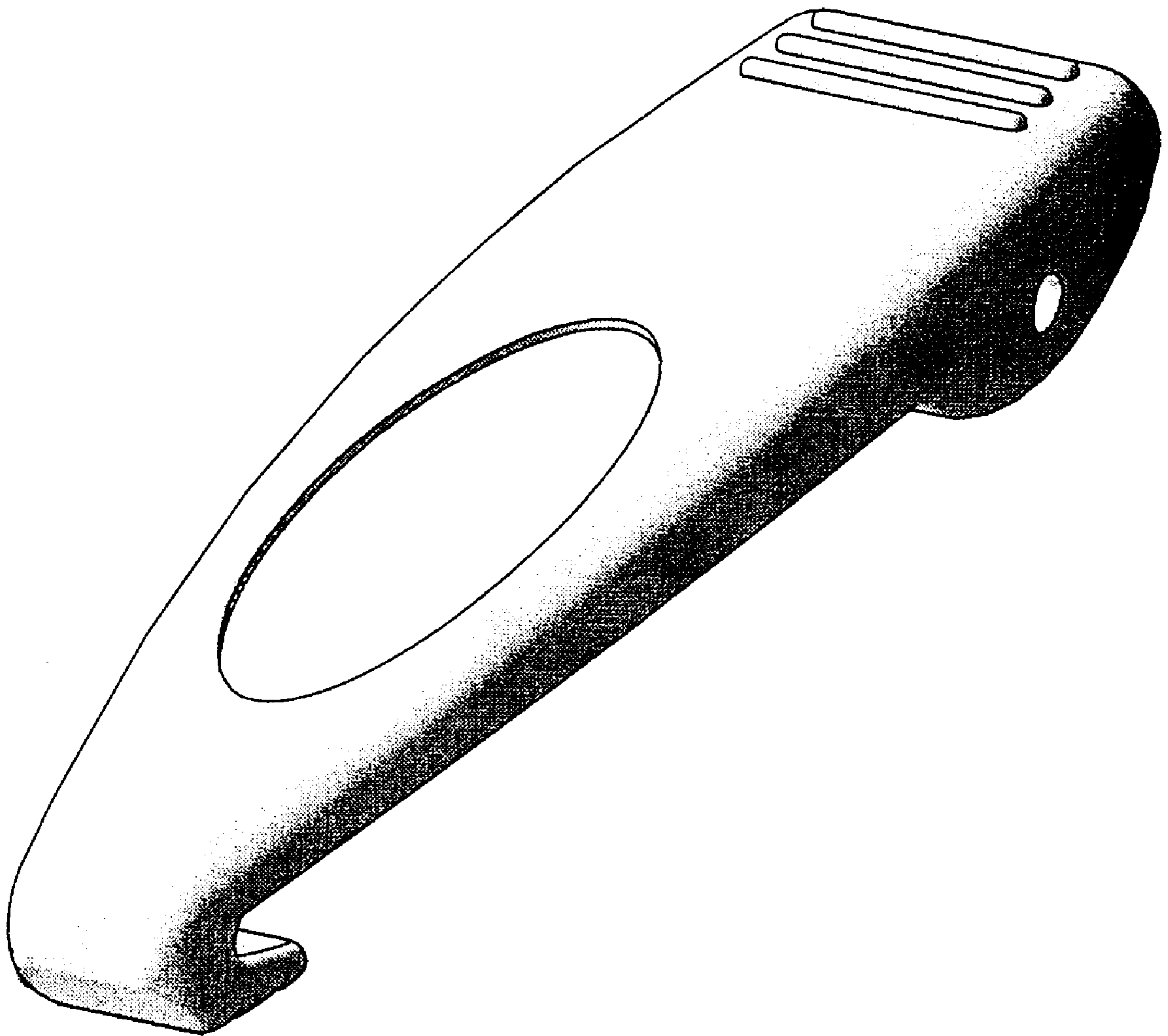


FIG. 7