



US00D427176S

United States Patent [19]
Obata

[11] **Patent Number: Des. 427,176**
[45] **Date of Patent: ** Jun. 27, 2000**

[54] **RECORDER**

[75] Inventor: **Shinichi Obata**, Tokyo, Japan
[73] Assignee: **Sony Corporation**, Tokyo, Japan
[**] Term: **14 Years**

[21] Appl. No.: **29/105,099**
[22] Filed: **May 18, 1999**

[51] **LOC (7) Cl.** **14-01**
[52] **U.S. Cl.** **D14/167**
[58] **Field of Search** D14/154, 160-168,
D14/188, 192, 194-196; 455/344, 350,
351

[56] **References Cited**

U.S. PATENT DOCUMENTS

D. 334,933 4/1993 Takahashi D14/165
D. 372,476 8/1996 Shigeri D14/165
D. 385,274 10/1997 Shimobayashi D14/165 X

OTHER PUBLICATIONS

Catalog; "New Products Line-Up '99 Spring"; Sony Marketing Co.; Jan. 1999; pp. 13 & 15.
Catalog "90"; Sony; Nov. 1998; p. 109.

Primary Examiner—Nanda Bondade
Attorney, Agent, or Firm—Rader, Fishman & Grauer

[57] **CLAIM**

The ornamental design for a recorder, as shown and described.

DESCRIPTION

FIG. 1 is a perspective view of a recorder showing my new design;
FIG. 2 is a reduced top plan view thereof;
FIG. 3 is a left side elevational view thereof;
FIG. 4 is a front elevational view thereof;
FIG. 5 is a bottom plan view thereof;
FIG. 6 is a right side elevational view thereof; and,
FIG. 7 is a rear elevational view thereof.

1 Claim, 3 Drawing Sheets

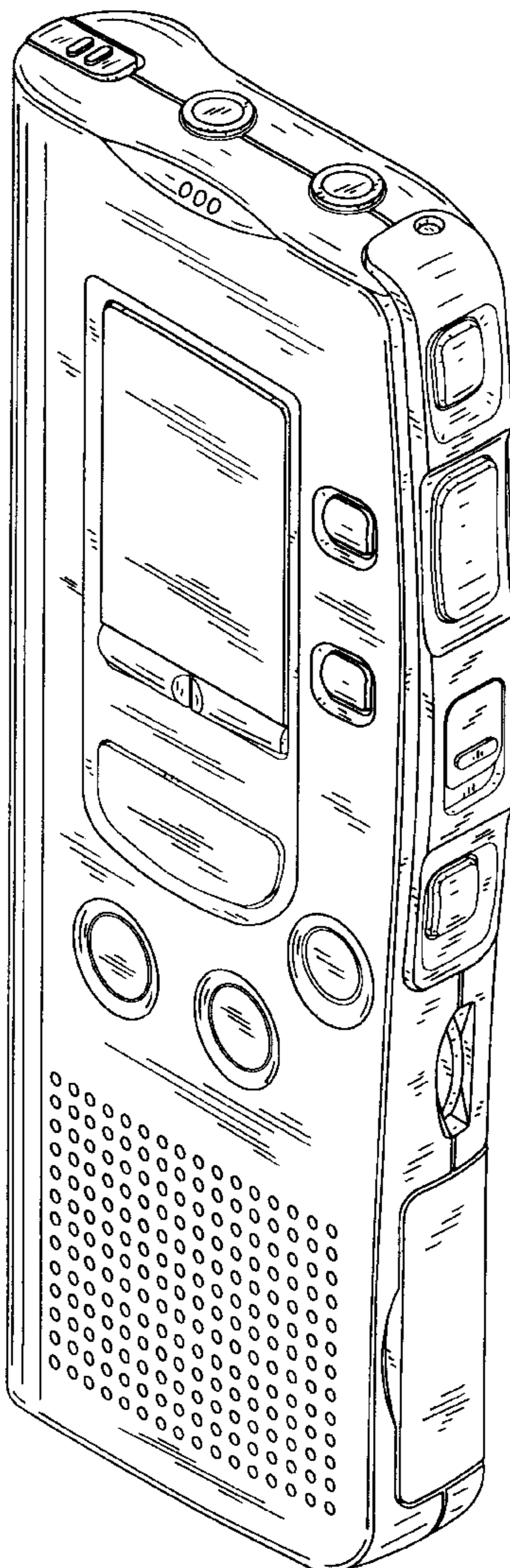


FIG. 1




FIG. 2




FIG. 3

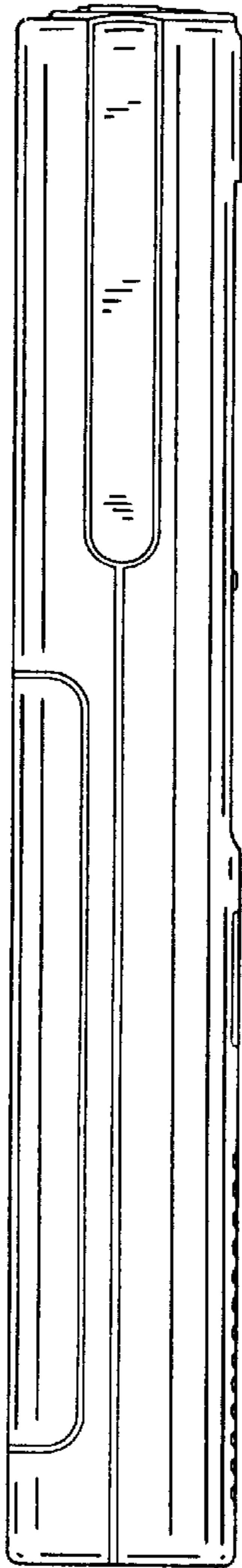


FIG. 4




FIG. 6

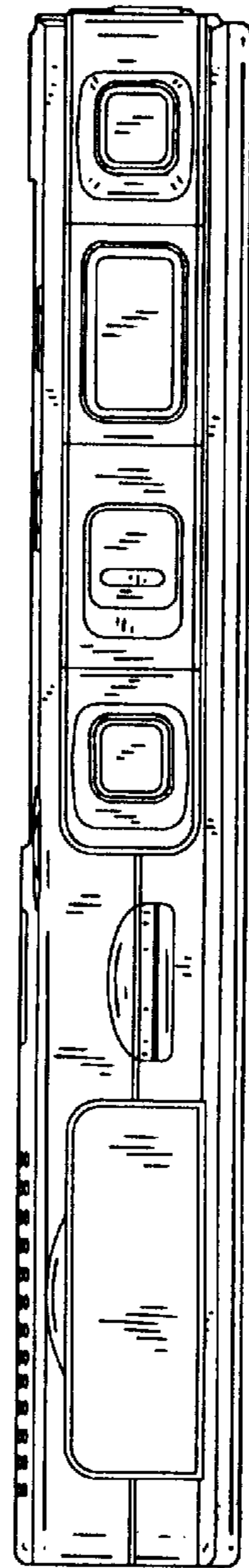


FIG. 5




FIG. 7

