



US00D427171S

# United States Patent [19]

Frye et al.

[11] Patent Number: Des. 427,171

[45] Date of Patent: \*\* Jun. 27, 2000

[54] **HANDSET**

[75] Inventors: **Dale Frye**, Port Hueneme; **Tom Arbisi**, Newbury Park; **Frank Nuovo**, Los Angeles, all of Calif.

[73] Assignee: **Nokia Mobile Phones Limited**, Espoo, Finland

[\*\*] Term: **14 Years**

[21] Appl. No.: **29/106,361**

[22] Filed: **Jun. 14, 1999**

[51] **LOC (7) Cl.** ..... **14-03**

[52] **U.S. Cl.** ..... **D14/138**

[58] **Field of Search** ..... D14/137, 218, D14/138, 144, 147-148, 247-249, 140-142, 250, 240, 100, 115; 379/433, 434, 419, 420, 428, 440, 368; 455/550-575, 90; D13/168; D18/2, 7

## [56] **References Cited**

### U.S. PATENT DOCUMENTS

D. 289,896	5/1987	Martensson et al.	.....	D14/53
D. 299,719	2/1989	Martensson et al.	.....	D14/138
D. 302,423	7/1989	Martensson et al.	.....	D14/138
D. 320,984	10/1991	Tattari	.....	D14/138
D. 325,576	4/1992	Pitkonen	.....	D14/138
D. 325,577	4/1992	Karlin	.....	D14/138
D. 334,926	4/1993	Hunt et al.	.....	D14/138
D. 339,338	9/1993	Tattari et al.	.....	D14/138
D. 341,138	11/1993	Cummings	.....	D14/138
D. 345,734	4/1994	Seymour et al.	.....	D14/138
D. 349,112	7/1994	Tattari	.....	D14/138
D. 352,708	11/1994	Rossi	.....	D14/138
D. 353,807	12/1994	White	.....	D14/138
D. 353,809	12/1994	Nuovo et al.	.....	D14/138
D. 354,284	1/1995	White	.....	D14/138
D. 356,561	3/1995	Berry	.....	D14/138
D. 356,562	3/1995	Nuovo	.....	D14/138
D. 356,563	3/1995	Berry	.....	D14/138
D. 359,283	6/1995	Rudkiewicz	.....	D14/149
D. 361,328	8/1995	White	.....	D14/138
D. 361,762	8/1995	Berry	.....	D14/138
D. 364,620	11/1995	Prior et al.	.....	D14/147
D. 374,006	9/1996	Tattari	.....	D14/138

D. 374,007	9/1996	Tattari	.....	D14/138
D. 384,950	10/1997	Park	.....	D14/138
D. 385,554	10/1997	Nuovo et al.	.....	D14/138
D. 385,876	11/1997	Park	.....	D14/138
D. 385,887	11/1997	Park	.....	D14/250
D. 386,188	11/1997	Park	.....	D14/250
D. 388,078	12/1997	Mischenko et al.	.....	D14/138
D. 388,784	1/1998	Phillips et al.	.....	D14/138
D. 390,555	2/1998	Finke-Anlauff	.....	D14/138
D. 392,968	3/1998	Johansson	.....	D14/144
D. 400,203	10/1998	Kolinen	.....	D14/138
D. 402,653	12/1998	Nuovo et al.	.....	D14/138
D. 402,664	12/1998	Phillips et al.	.....	D14/247
D. 405,445	2/1999	Phillips et al.	.....	D14/138
D. 405,783	2/1999	Nuovo et al.	.....	D14/138
D. 406,137	2/1999	Kolinen	.....	D14/138
D. 407,399	3/1999	Frye et al.	.....	D14/138
D. 408,031	4/1999	Tattari et al.	.....	D14/138
D. 408,813	4/1999	Prior	.....	D14/138
D. 408,824	4/1999	Johansson et al.	.....	D14/247
D. 409,204	5/1999	Vuolteenaho	.....	D14/247
D. 409,598	5/1999	Tattari	.....	D14/138
D. 409,599	5/1999	Tattari	.....	D14/138
D. 409,999	5/1999	Nuovo et al.	.....	D14/138
D. 410,000	5/1999	Nuovo	.....	D14/138
D. 411,205	6/1999	Frye et al.	.....	D14/250
D. 412,704	8/1999	Vuolteenaho et al.	.....	D14/138
D. 412,710	8/1999	Nuovo	.....	D14/250
5,151,946	9/1992	Martensson	.....	455/550
5,956,625	9/1999	Hansen et al.	.....	455/90

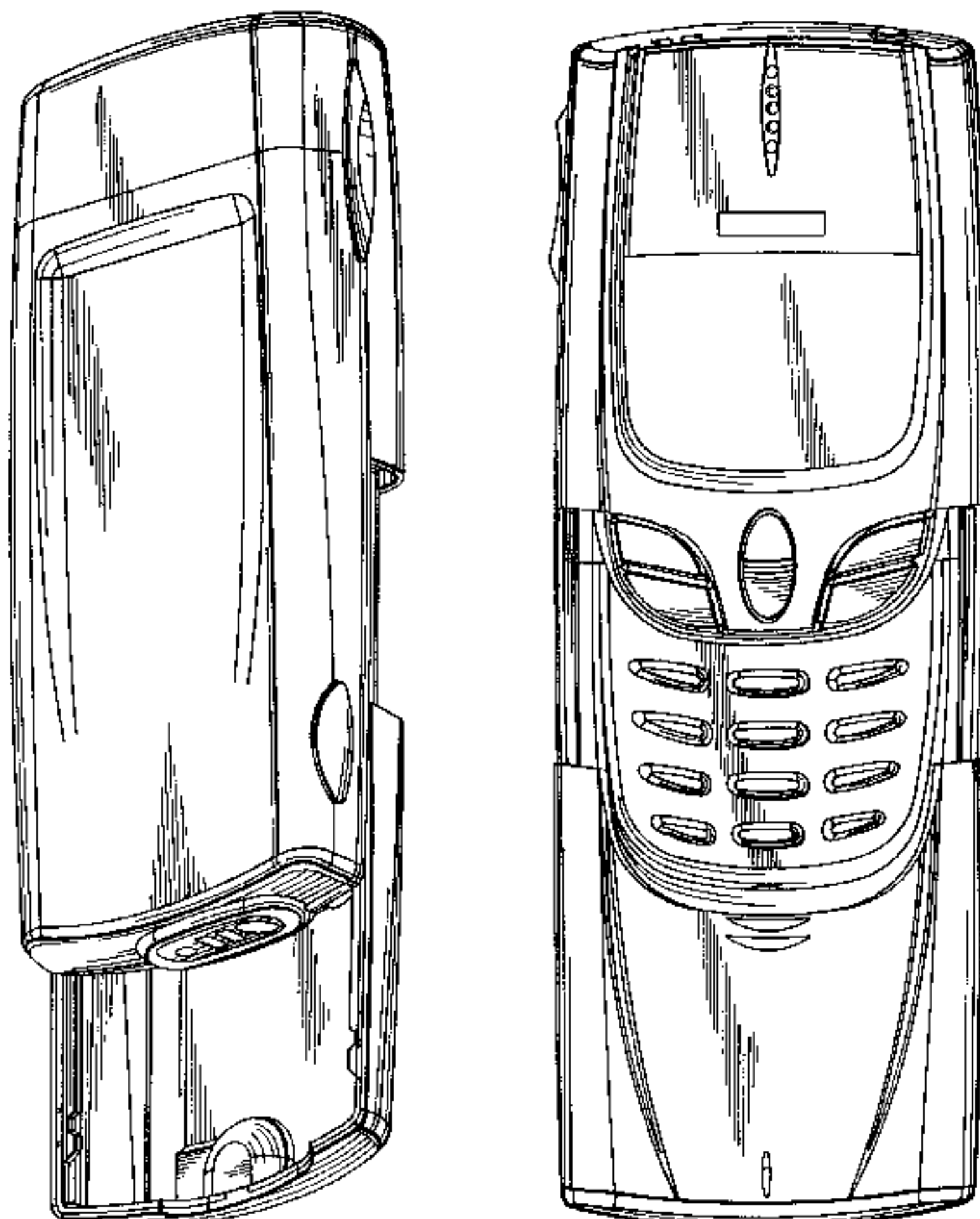
*Primary Examiner*—Jeffrey Asch  
*Attorney, Agent, or Firm*—Perman & Green, LLP

## [57] **CLAIM**

The ornamental design for a handset, as shown and described.

## **DESCRIPTION**

FIG. 1 is a bottom plan view of a handset showing our new design with the slide cover in a closed position; FIG. 2 is a right side elevational view thereof; FIG. 3 is a front elevational view thereof; FIG. 4 is a left side elevational view thereof; FIG. 5 is a top plan view thereof; FIG. 6 is a front, right side and top perspective view thereof; FIG. 7 is a rear, left side and bottom perspective view thereof; FIG. 8 is a rear elevational view thereof;



**Des. 427,171**

Page 2

---

FIG. 9 is a front, right side and top perspective view of a handset with the slide cover in an open position thereof;  
FIG. 10 is a rear elevational view thereof;  
FIG. 11 is a rear, left side and bottom perspective view thereof;

FIG. 12 is a right side elevational view thereof;  
FIG. 13 is a front elevational view thereof; and,  
FIG. 14 is a left side elevational view thereof.

**1 Claim, 6 Drawing Sheets**

FIG. 1.




FIG. 2.

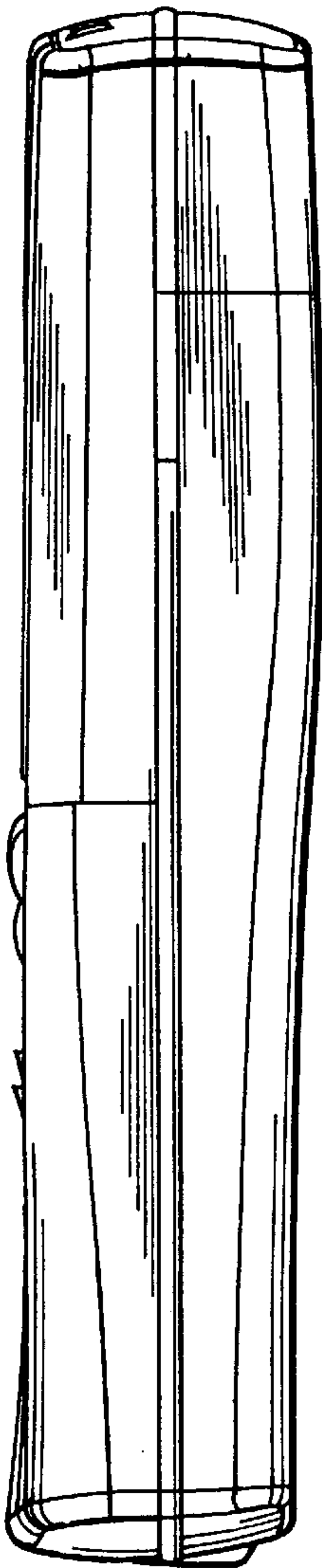


FIG. 3.




FIG. 5.

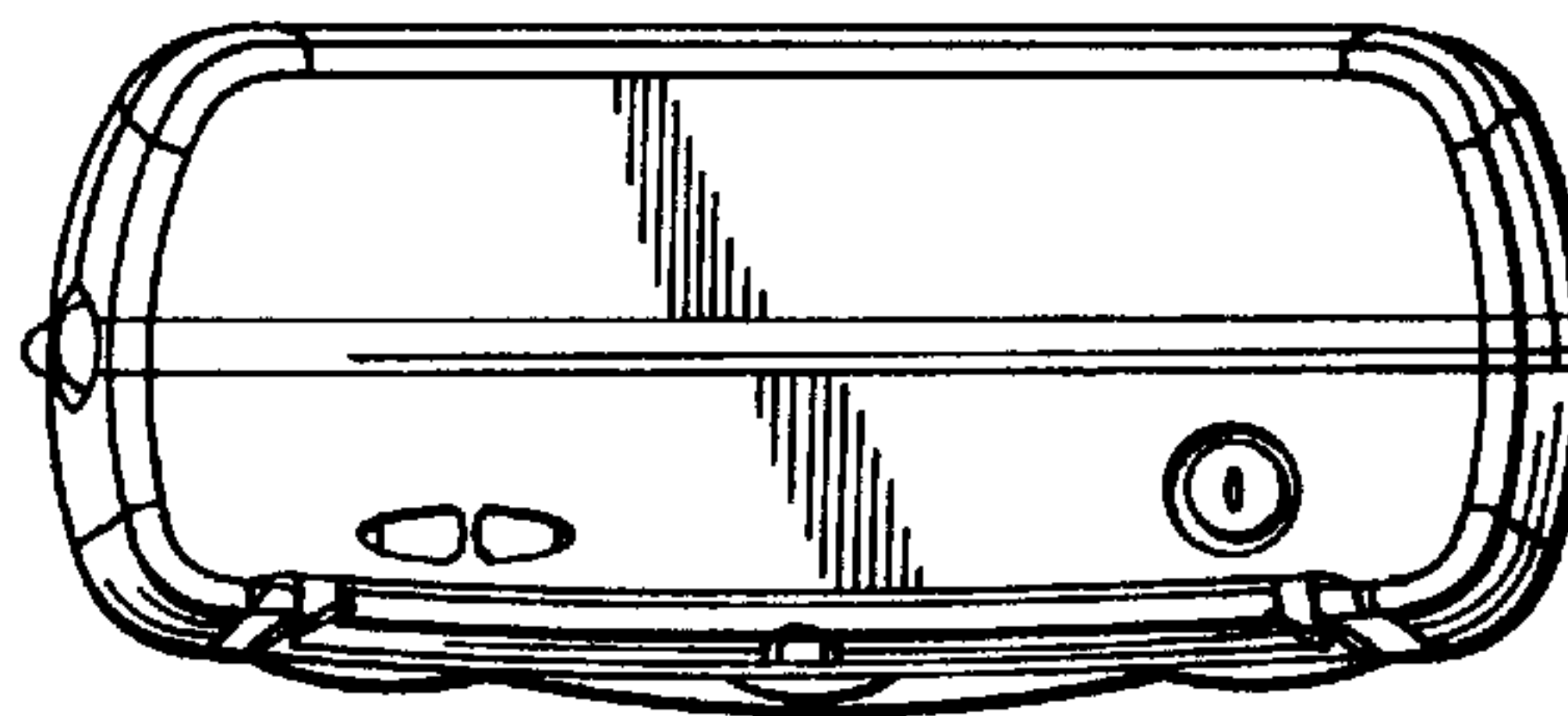


FIG. 4.

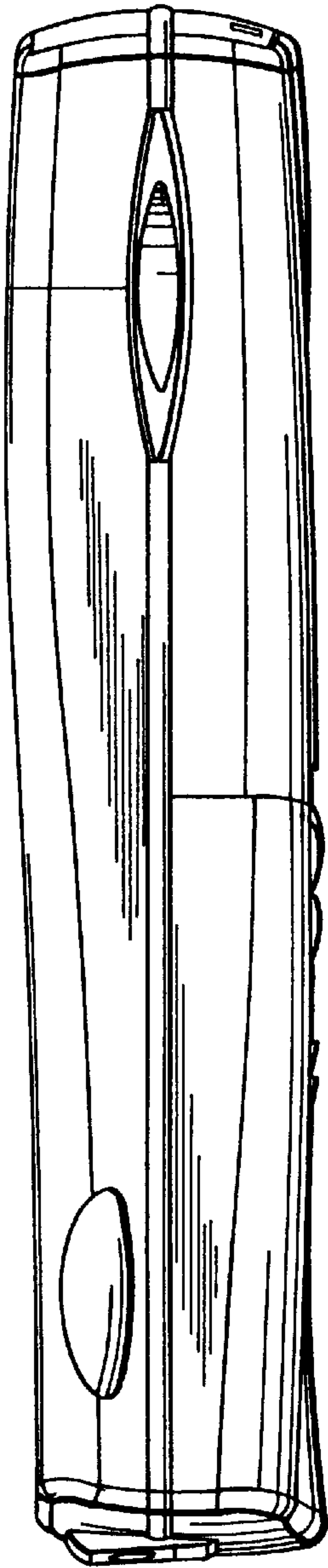


FIG. 6.

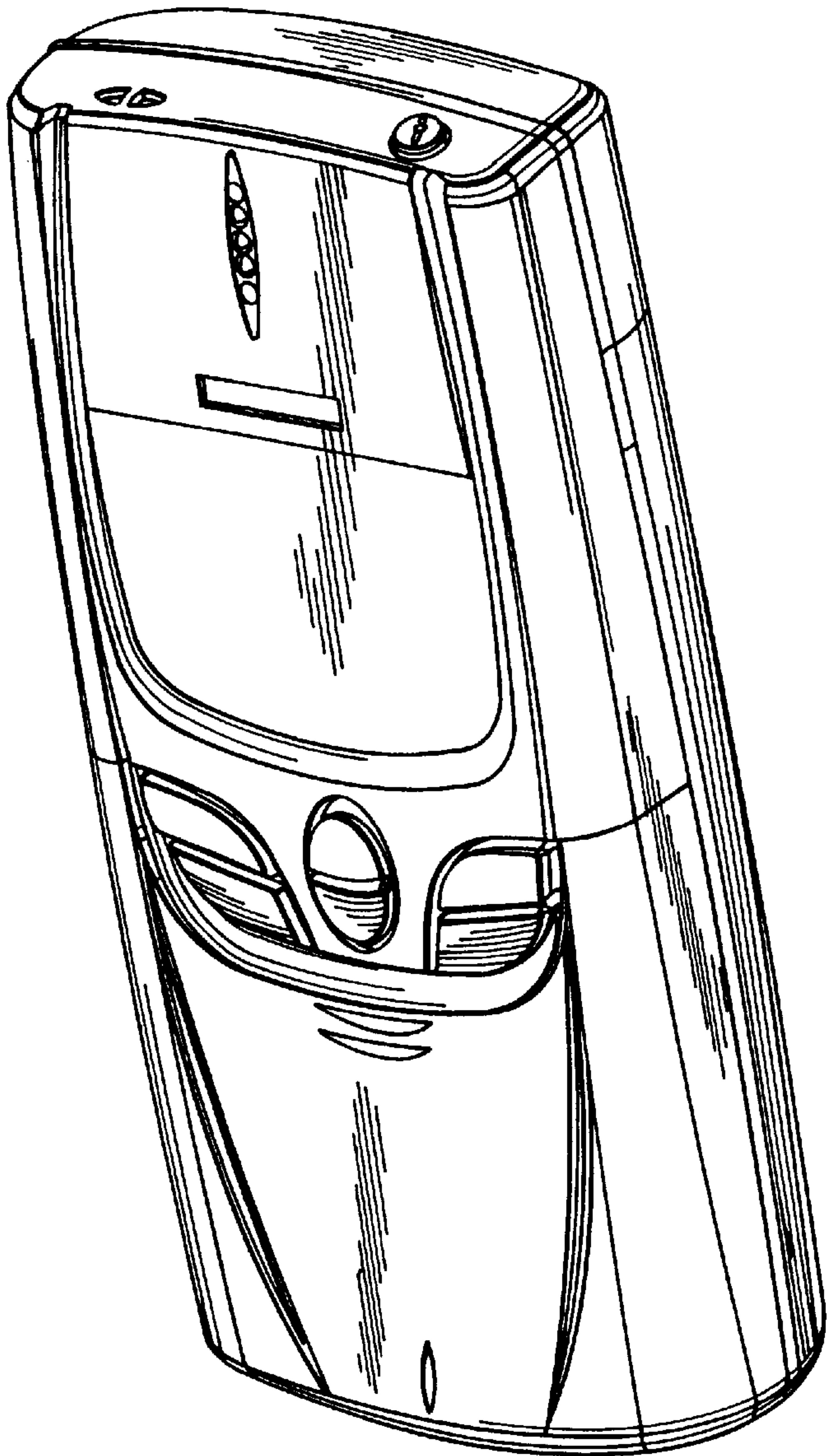




FIG. 7.



FIG. 8.

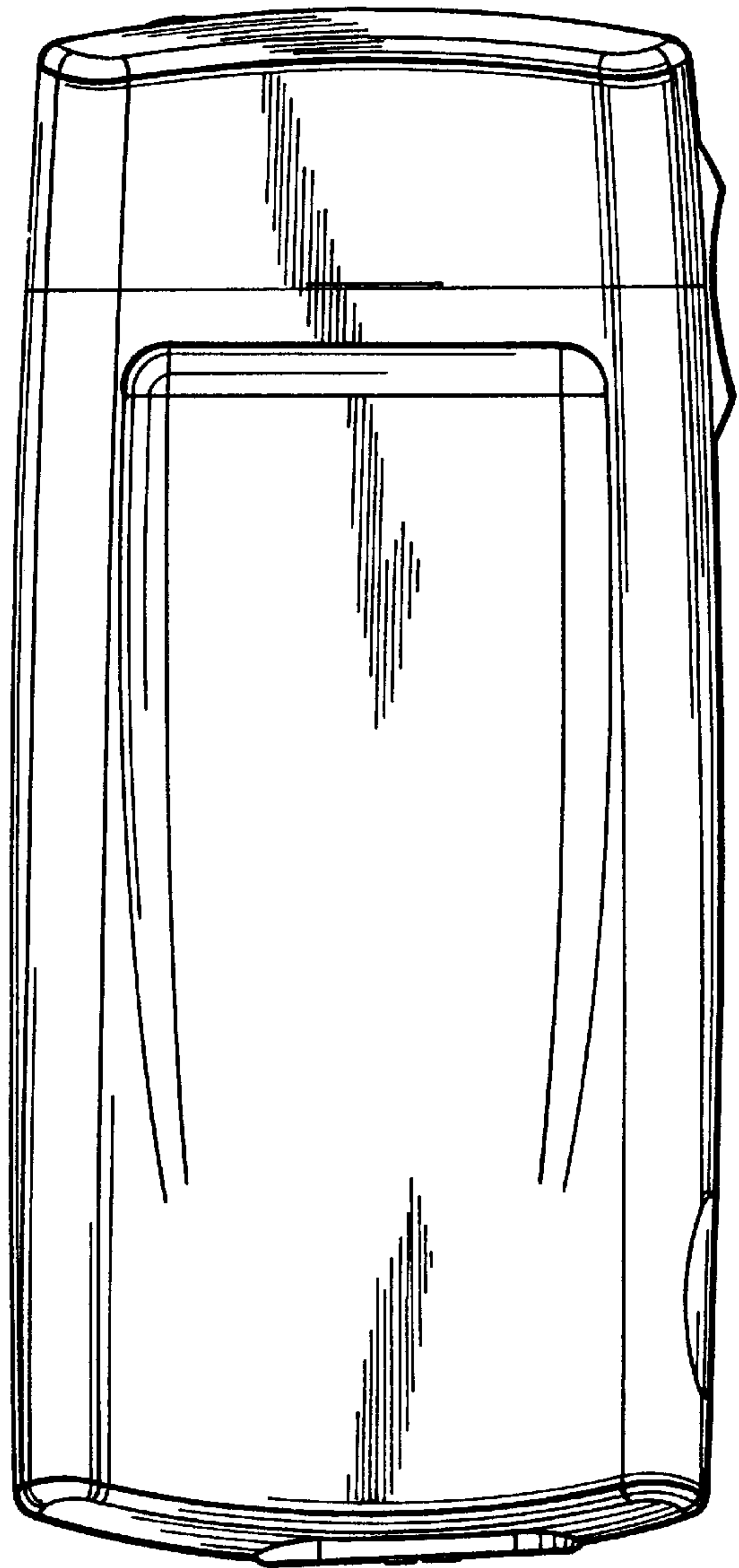


FIG. 9.

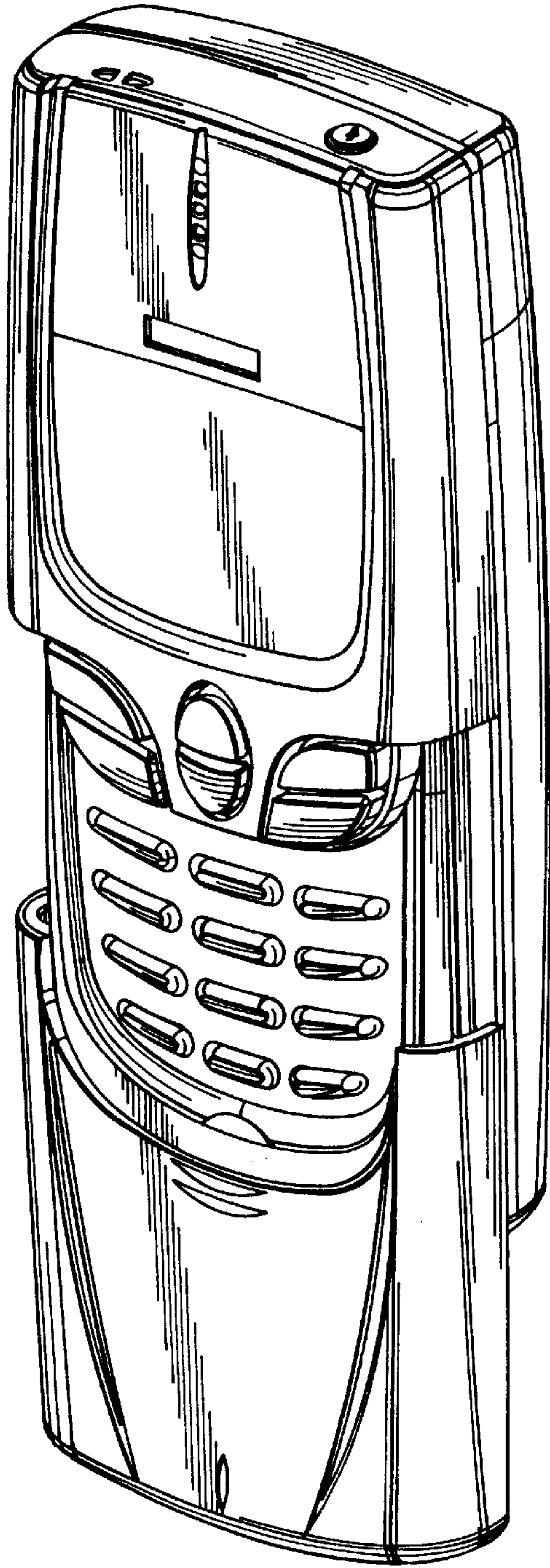


FIG. 10.



FIG. 11.

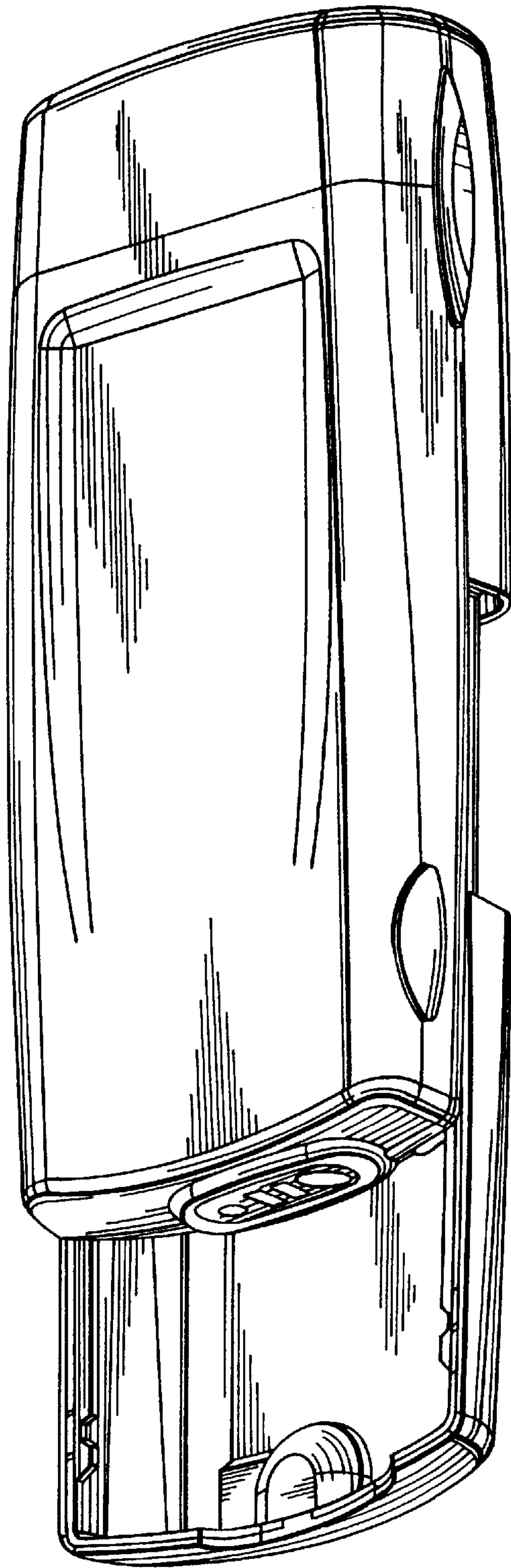


FIG. 12.

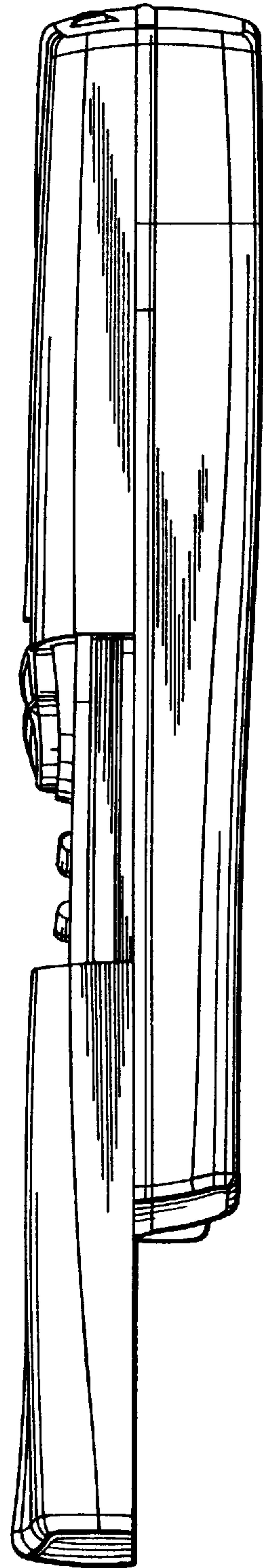


FIG. 13.

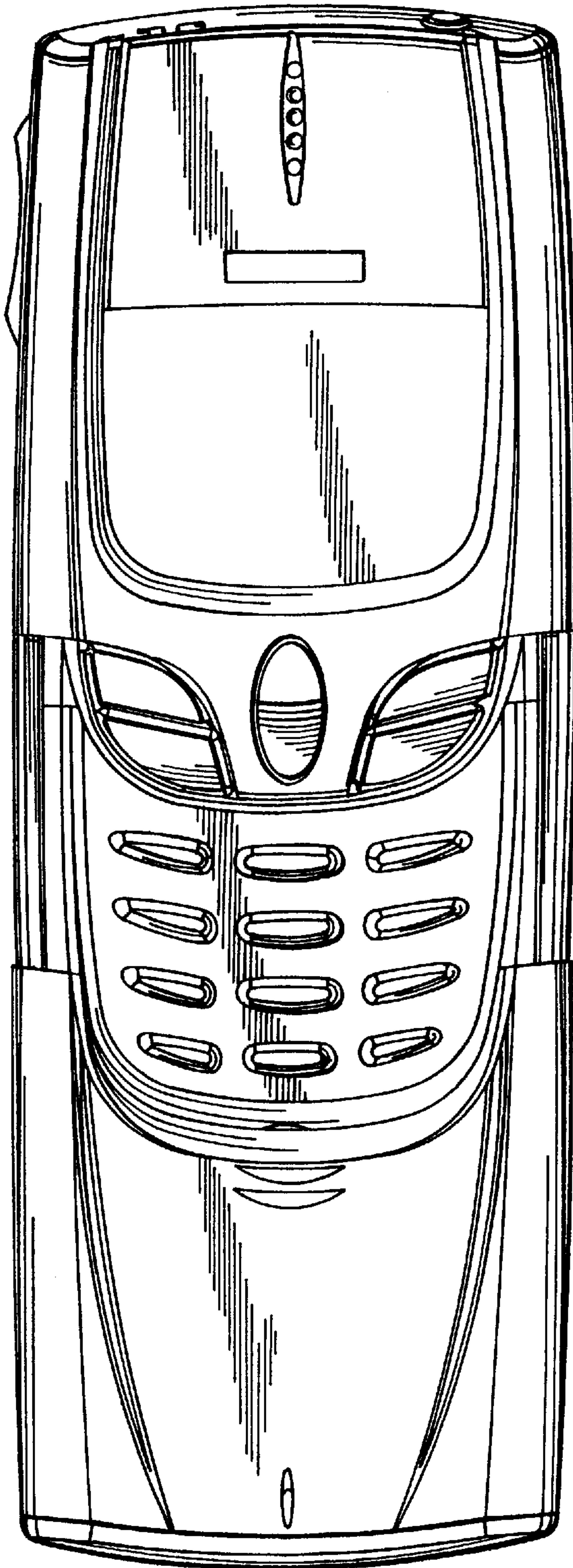


FIG. 14.

