



US00D427148S

United States Patent [19] Wei

[11] Patent Number: Des. 427,148

[45] Date of Patent: ** Jun. 27, 2000

[54] POWER INVERTER

[76] Inventor: **Cheng Tsung Wei**, No. 48. Lane 798,
Ta Wan Road, Yung Kang Shih, Tainan
Hsien, Taiwan

[**] Term: **14 Years**

[21] Appl. No.: **29/111,974**

[22] Filed: **Oct. 8, 1999**

[30] **Foreign Application Priority Data**

Jun. 7, 1999 [TW] Taiwan 88303697

[51] LOC (7) Cl. **13-02**

[52] U.S. Cl. **D13/110**

[58] Field of Search D13/110, 184;
D14/188; 363/141; 361/690, 622, 704,
707, 715, 730

[56] **References Cited**

U.S. PATENT DOCUMENTS

| | | | | |
|------------|---------|-----------------|-------|---------|
| D. 332,443 | 1/1993 | Sharpe | | D13/184 |
| D. 337,114 | 7/1993 | Mantz | | D14/188 |
| D. 343,395 | 1/1994 | Kakizaki | | D14/188 |
| D. 349,682 | 8/1994 | Hunziker | | D13/110 |
| D. 365,082 | 12/1995 | Cook, II et al. | | D13/110 |

| | | | | |
|------------|---------|----------------|-------|-----------|
| D. 386,761 | 11/1997 | Pleitz | | D14/188 |
| D. 387,333 | 12/1997 | Pellow et al. | | D13/184 |
| D. 401,216 | 11/1998 | Person et al. | | D13/110 |
| D. 413,567 | 9/1999 | Person et al. | | D13/110 |
| 5,347,211 | 9/1994 | Jakubowski | | 363/146 X |
| 5,521,792 | 5/1996 | Pleitz et al. | | 361/715 |
| 5,742,478 | 4/1998 | Wu | | 361/704 |
| 5,909,358 | 6/1999 | Bradt | | 361/707 |
| 5,949,640 | 9/1999 | Cameron et al. | | 361/622 X |

Primary Examiner—Joel Sincavage
Attorney, Agent, or Firm—Bacon & Thomas

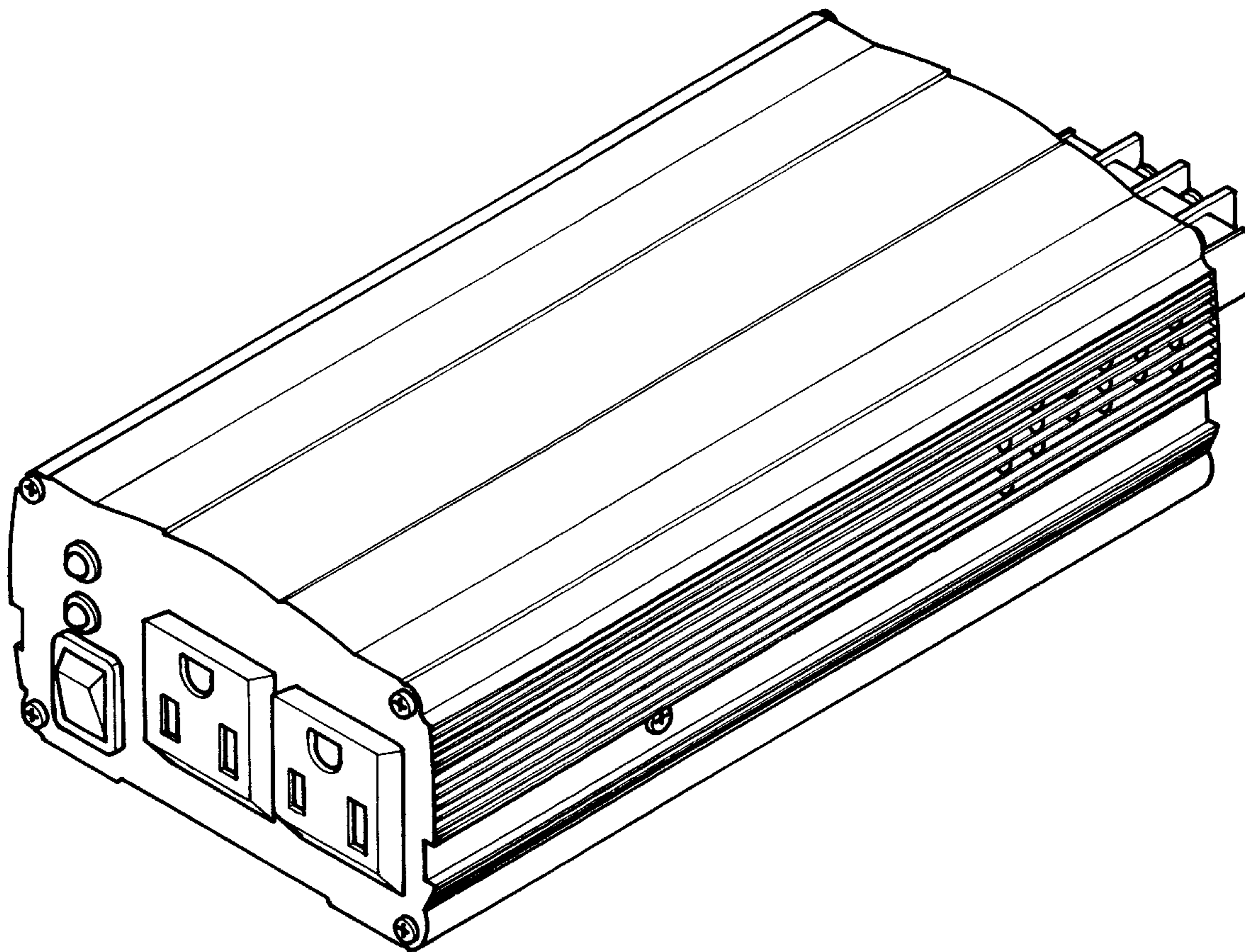
[57] **CLAIM**

The ornamental design for a power inverter, as shown and described.

DESCRIPTION

FIG. 1 is a perspective view of a power inverter showing my new design;
FIG. 2 is a right side elevational view thereof;
FIG. 3 is a top plan view thereof;
FIG. 4 is a front elevational view thereof;
FIG. 5 is a bottom plan view thereof;
FIG. 6 is a left elevational view thereof; and,
FIG. 7 is a rear elevational view.

1 Claim, 4 Drawing Sheets



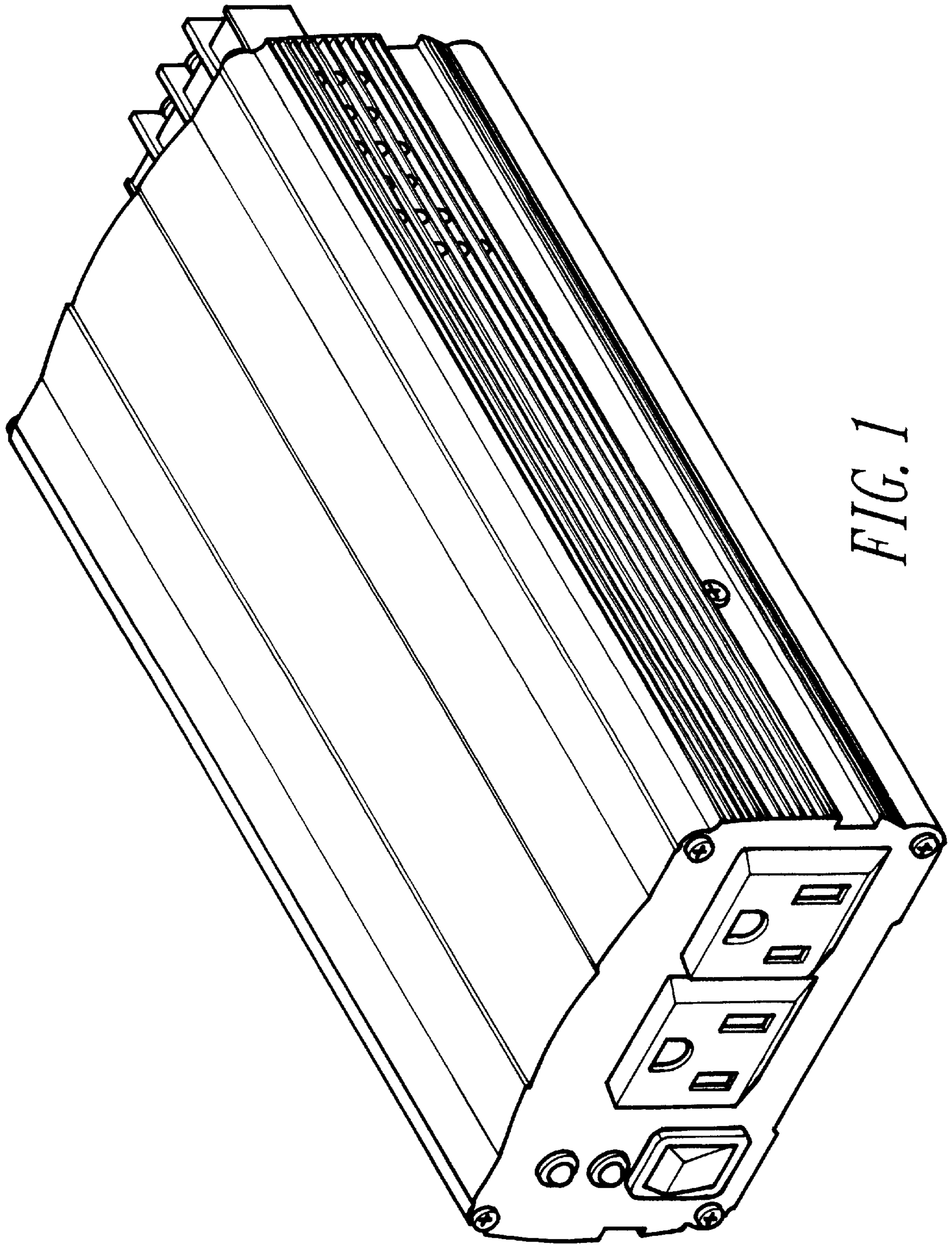


FIG. 1




FIG. 2




FIG. 3




FIG. 4




FIG. 5

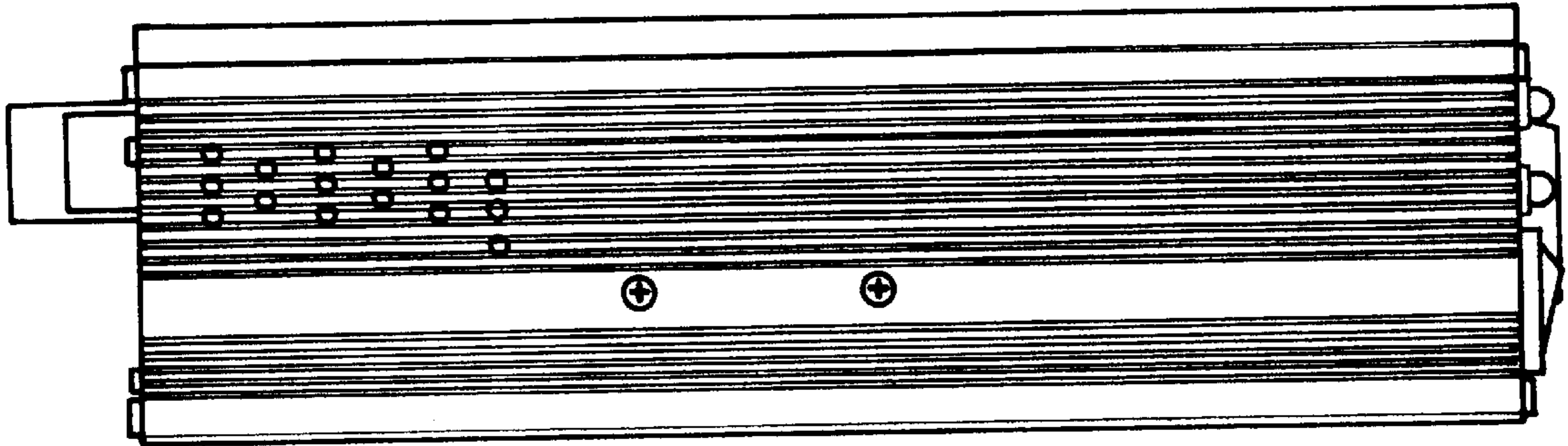


FIG. 6

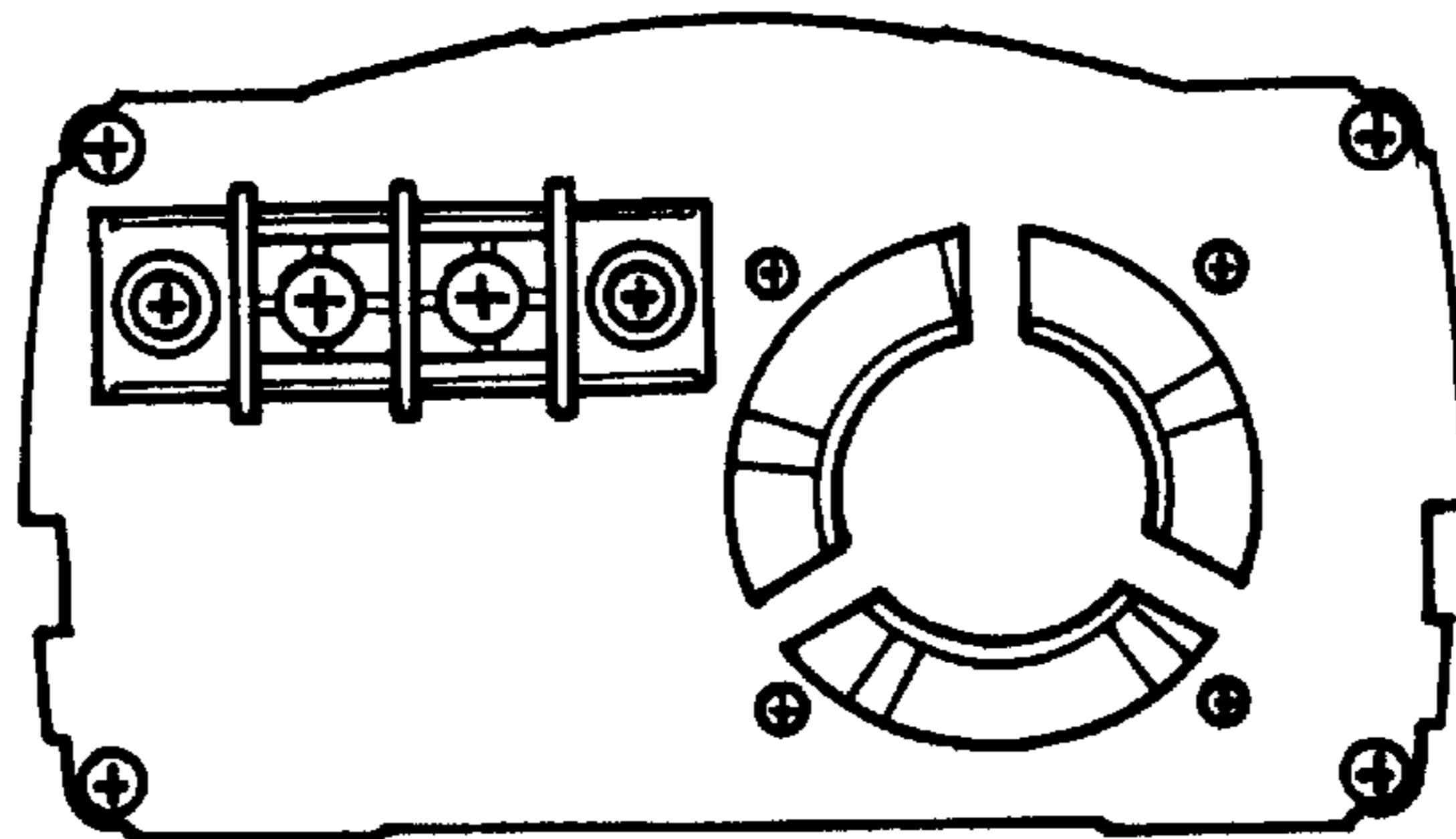


FIG. 7