



US00D427133S

# United States Patent [19] Baron

[11] **Patent Number: Des. 427,133**

[45] **Date of Patent: \*\* Jun. 27, 2000**

[54] **SPOKE FOR A WHEEL**

[76] **Inventor: Joe Baron**, 15611 Product Lane #B9,  
Huntington Beach, Calif. 92649

[\*\*] **Term: 14 Years**

[21] **Appl. No.: 29/111,252**

[22] **Filed: Sep. 22, 1999**

[51] **LOC (7) Cl. .... 12-16**

[52] **U.S. Cl. .... D12/213**

[58] **Field of Search .... D12/204, 205,  
D12/213; 301/37.1, 37.29, 104, 105, 108.1,  
108.5, 37.42**

[56] **References Cited**

**U.S. PATENT DOCUMENTS**

251,017	12/1881	Moore	.....	301/104
D. 310,655	9/1990	Choe	.....	D12/213
D. 365,319	12/1995	Vancour	.....	D12/213
D. 370,001	5/1996	Vancour	.....	D12/205
D. 373,102	8/1996	Choi	.....	D12/213

D. 374,649	10/1996	Choi	.....	D12/213
396,262	1/1889	Boland	.....	301/104
598,620	2/1898	Allen	.....	301/104
1,059,098	4/1913	Zarth	.....	301/104
1,208,609	12/1916	Menge	.....	301/104
1,578,215	3/1926	Stoler	.....	301/104
1,660,319	2/1928	Ash	.....	301/104

*Primary Examiner*—Stacia Cadmus  
*Attorney, Agent, or Firm*—Eric Karich

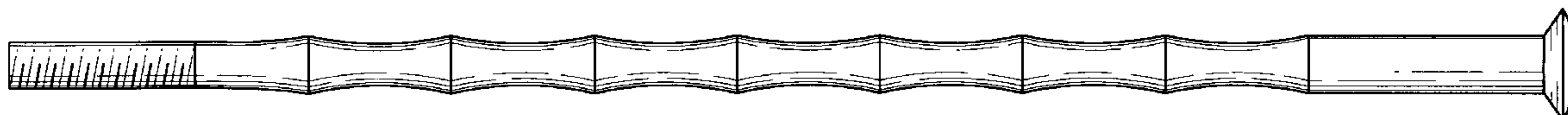
[57] **CLAIM**

The ornamental design for a spoke for a wheel, as shown and described.

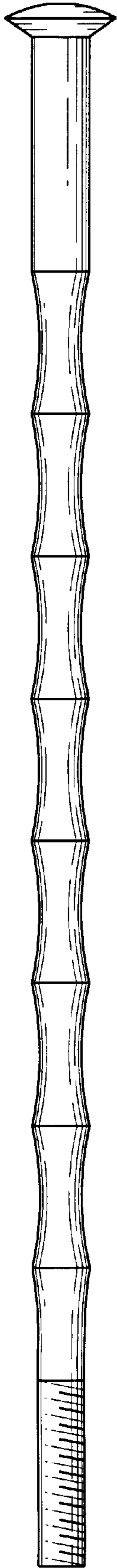
**DESCRIPTION**

FIG. 1 is a front elevational view of a spoke for a wheel, showing my new design, the rear elevational, top plan and bottom plan views being a mirror image thereof; FIG. 2 is a left side elevational view thereof; and, FIG. 3 is a right side elevational view thereof.

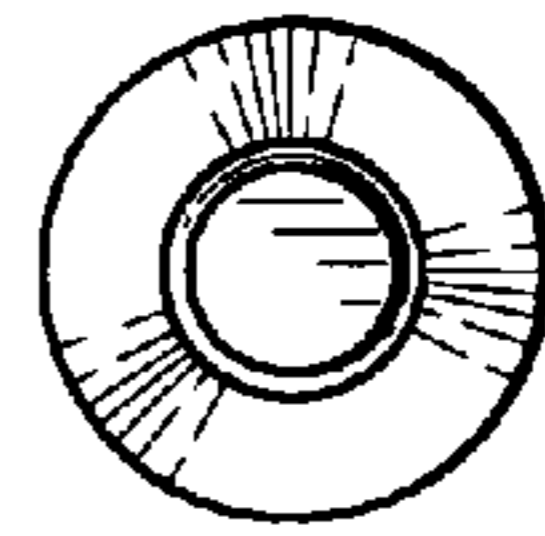
**1 Claim, 1 Drawing Sheet**



*Fig. 1*



*Fig. 2*



*Fig. 3*

