



US00D427121S

United States Patent [19] Hartog

[11] **Patent Number: Des. 427,121**

[45] **Date of Patent: ** Jun. 27, 2000**

[54] **BUMPER GUARD VERTICAL BAR**

5,215,343 6/1993 Fortune .
5,277,465 1/1994 Weir .

[75] Inventor: **John Hartog**, Tenafly, N.J.

OTHER PUBLICATIONS

[73] Assignee: **Elegant USA, LLC**, Totowa, N.J.

Tal & Hadas—Metal Accessories Brochure, Aug. 1996, pp. 2,6,3,7.

[**] Term: **14 Years**

Key Parts Auto Stores, Part And Accesories Catalog, 1977, pp. 523–530;532;534–536;538;540;541;543;556, E.

[21] Appl. No.: **29/113,933**

Primary Examiner—Melody N. Brown
Attorney, Agent, or Firm—Weingram & Associates, P.C.

[22] Filed: **Nov. 15, 1999**

[51] **LOC (7) Cl.** **12-16**

[52] **U.S. Cl.** **D12/171**

[58] **Field of Search** D12/171, 167,
D12/165; 293/38, 103, 115, 117, 144, 120

[57] CLAIM

I claim the ornamental design for bumper guard vertical bar, as shown and described.

[56] References Cited

DESCRIPTION

U.S. PATENT DOCUMENTS

- D. 178,895 10/1956 McKnight .
- D. 300,420 3/1989 Trinnaman .
- D. 318,537 7/1991 Allman .
- D. 333,457 2/1993 Foe .
- D. 345,124 3/1994 Lewellan .
- D. 361,316 8/1995 Orth, Sr. et al. D12/171
- D. 364,704 11/1995 Alger .
- D. 376,782 12/1996 Kincart .
- D. 383,719 9/1997 Thorne .
- D. 384,625 10/1997 Thorne .
- D. 388,042 12/1997 Thorne et al. D12/171
- D. 390,821 2/1998 Thorne .
- D. 410,879 6/1999 Orth, Sr. D12/171
- D. 416,219 11/1999 Waayenaar D12/171
- 4,671,552 6/1987 Anderson .

FIG. 1 is a front perspective view showing my new design for a bumper guard vertical bar according to the present invention;

FIG. 2 is a top view thereof;

FIG. 3 is a front view thereof;

FIG. 4 is a side view thereof, an opposite side view being a mirror image thereof;

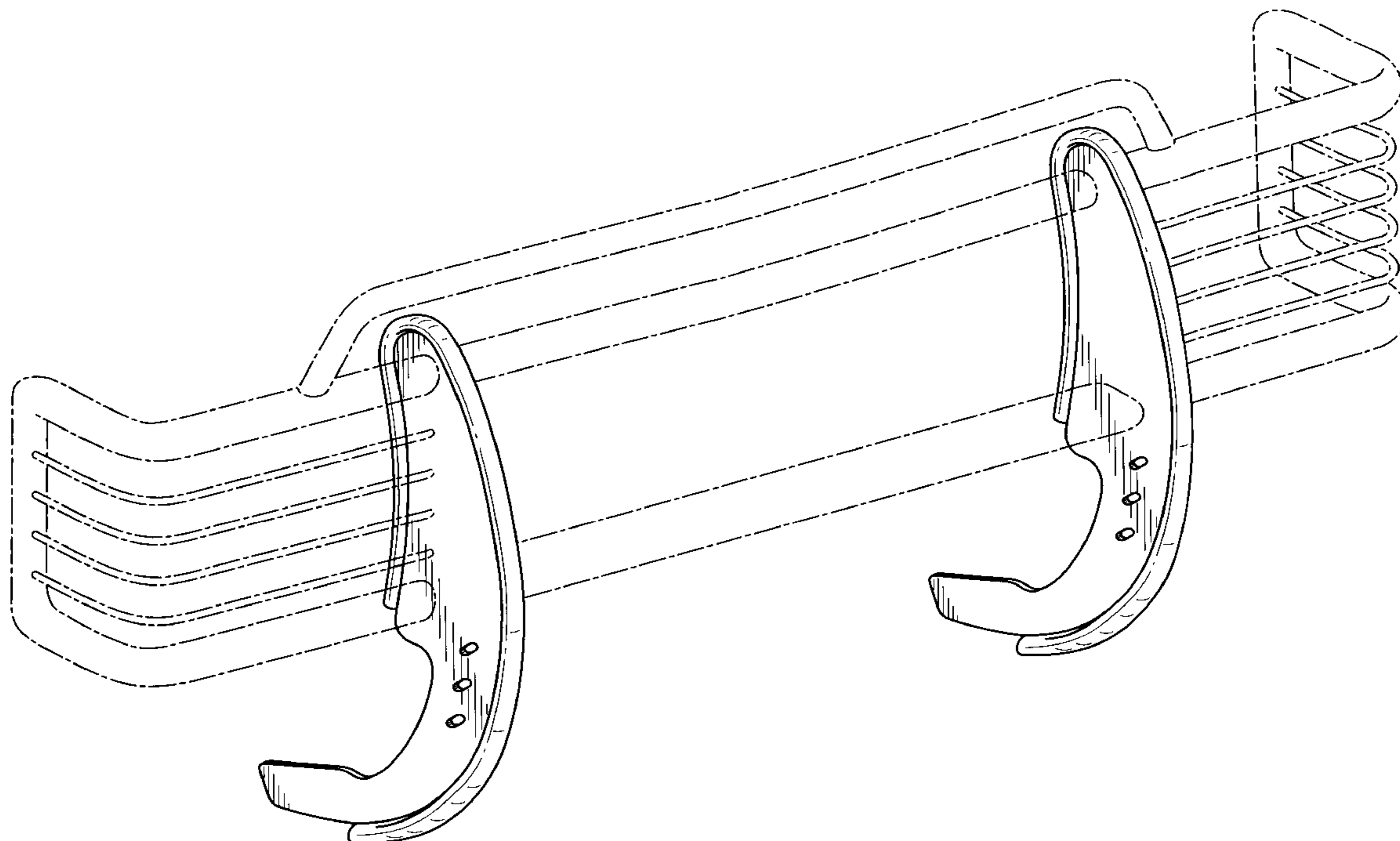
FIG. 5 is a rear view thereof; and,

FIG. 6 is a bottom view thereof.

The characteristic feature of the design resides in the three oblong-shaped holes as shown in the drawing Figures.

The broken line showing is for illustrative purposes only and forms no part of the claimed design.

1 Claim, 6 Drawing Sheets



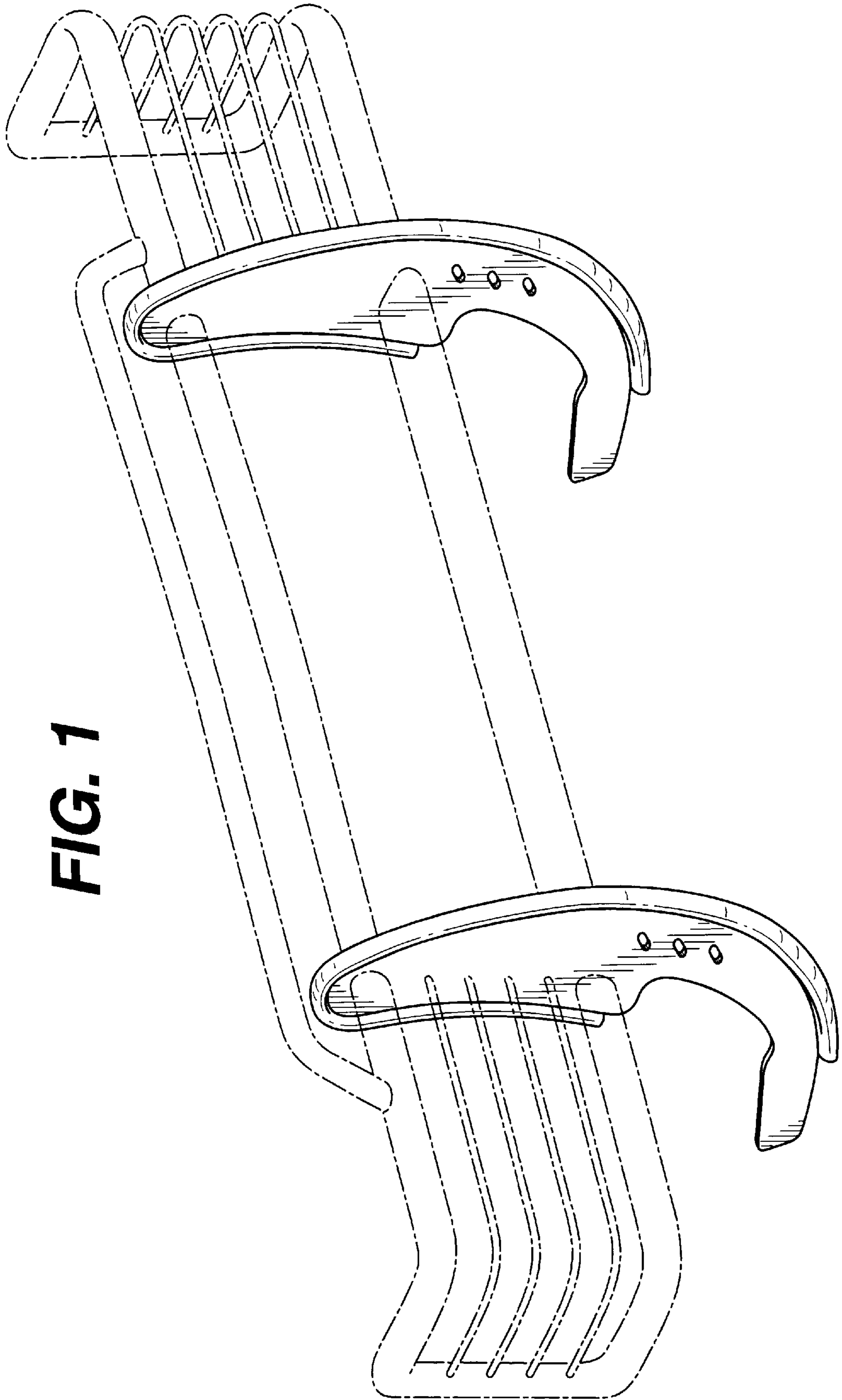


FIG. 1

FIG. 2




FIG. 3

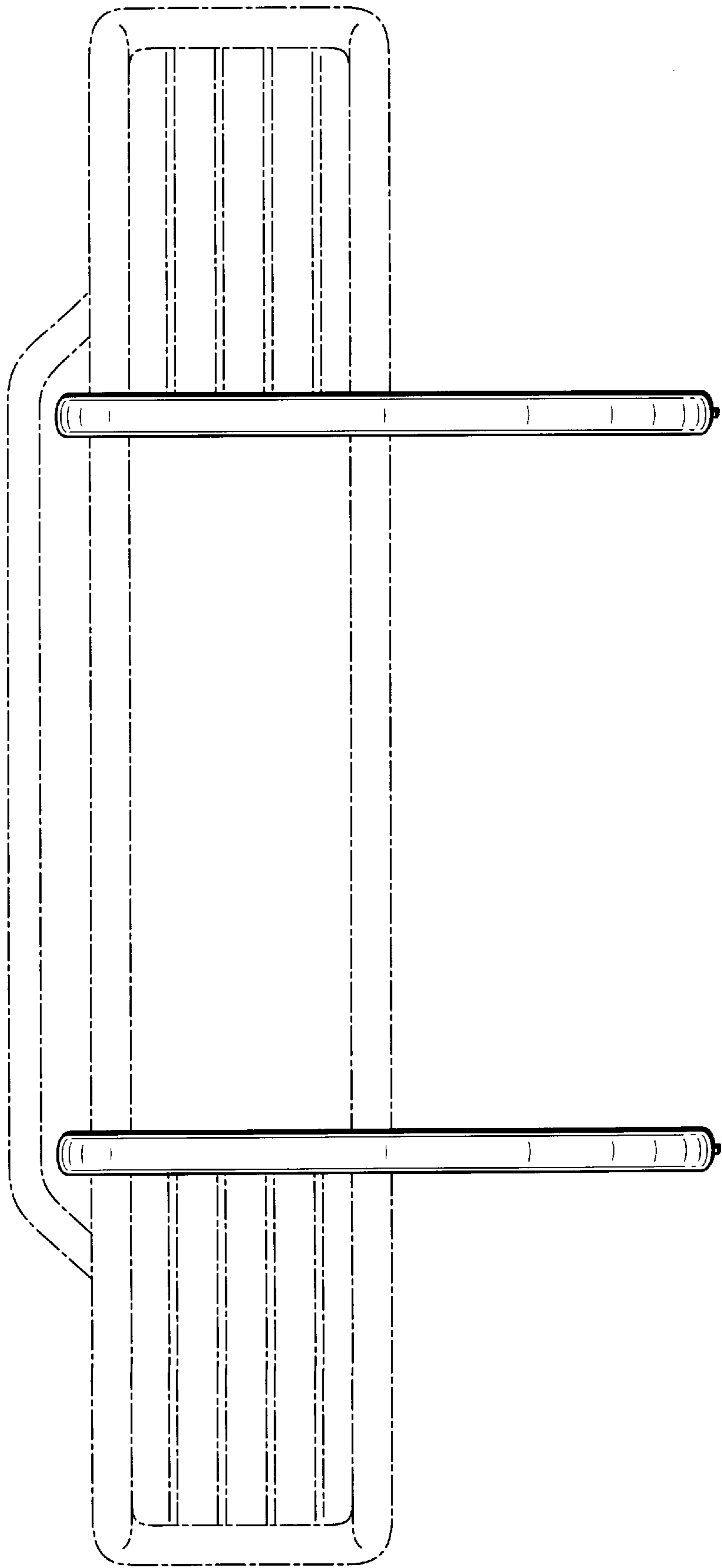


FIG. 4

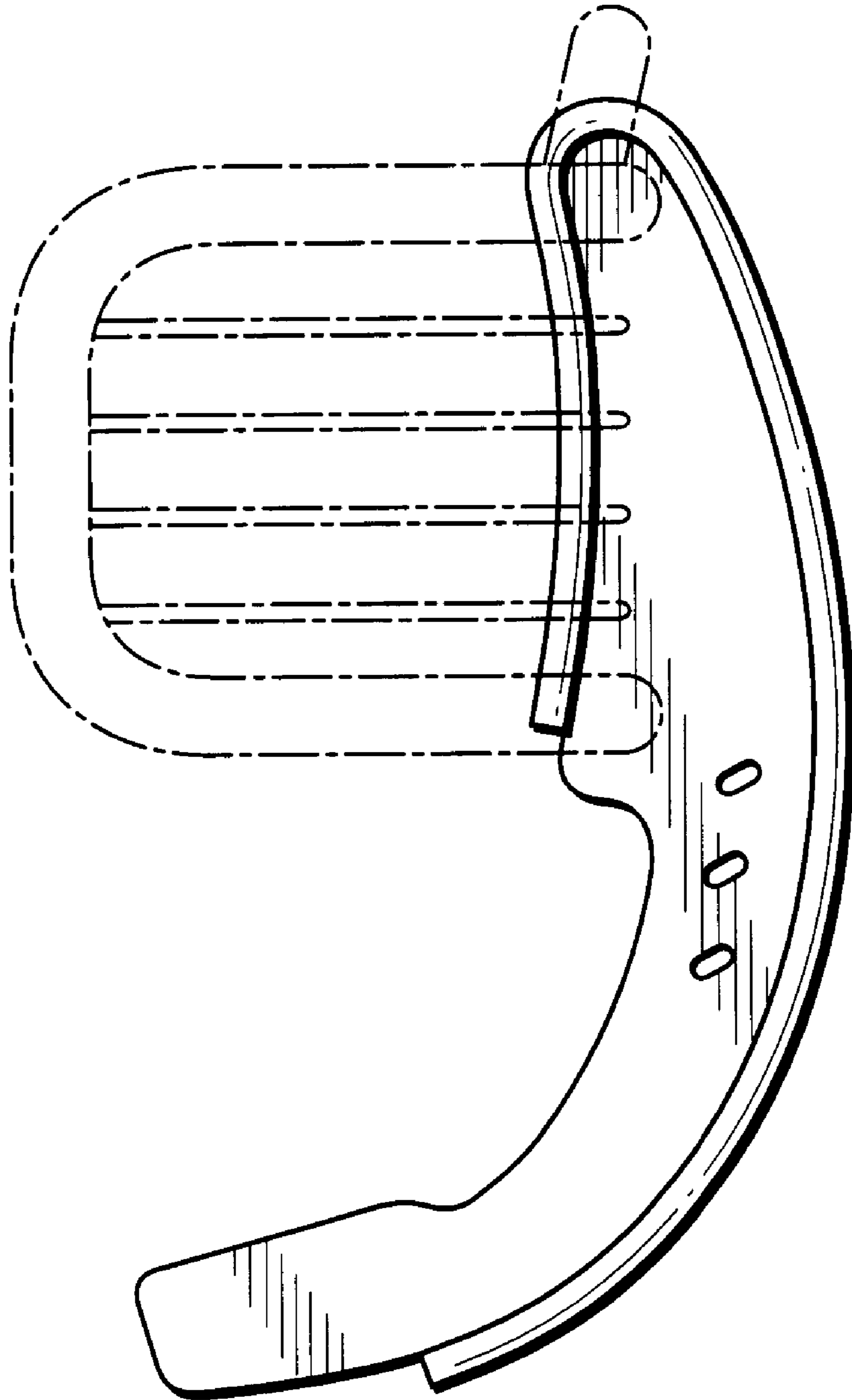


FIG. 5

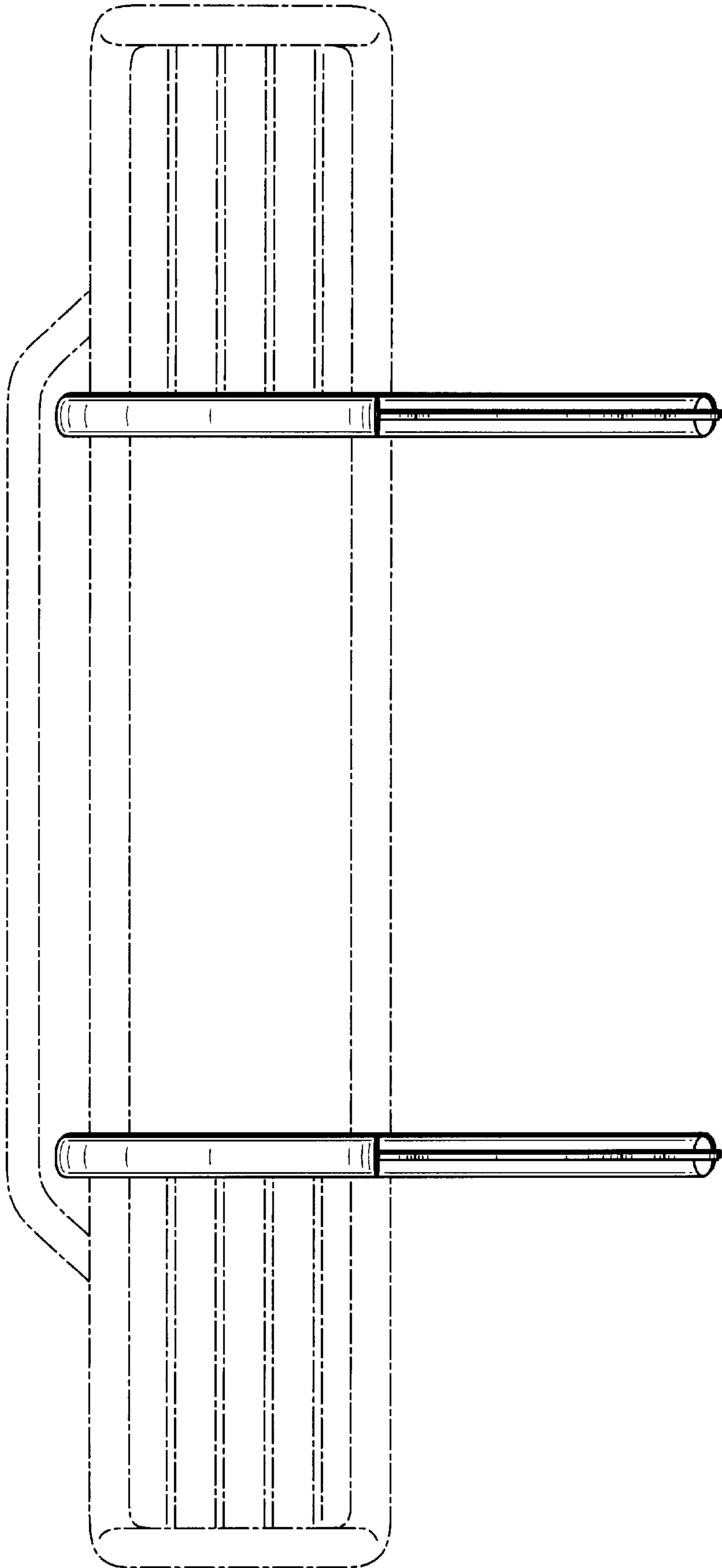


FIG. 6

