



US00D427119S

United States Patent [19]
Sousamian

[11] **Patent Number: Des. 427,119**
[45] **Date of Patent: ** Jun. 27, 2000**

[54] **PATTERN FOR A VEHICLE GRILLE**
[75] Inventor: **Timothy W. Sousamian**, Whittier, Calif.
[73] Assignee: **Performance Marketing, Inc.**, Garden Grove, Calif.
[**] Term: **14 Years**
[21] Appl. No.: **29/077,707**
[22] Filed: **Oct. 9, 1997**
[51] **LOC (7) Cl.** **12-16**
[52] **U.S. Cl.** **D12/163**
[58] **Field of Search** D12/163, 169; 180/68.6; 293/115, 120, 103, 117

[56] **References Cited**

U.S. PATENT DOCUMENTS

D. 286,999	12/1986	Hiranaka	D12/163
D. 290,830	7/1987	Inada	D12/163
D. 293,230	12/1987	Kawaoka	D12/163
D. 318,835	8/1991	Parten	D12/169

OTHER PUBLICATIONS

Trader's 1997 Accessories Catalog #9, Dec. 26, 1996, front cover.

Sport Truck magazine, Jul. 3, 1997, front cover.

Primary Examiner—Melody N. Brown

Attorney, Agent, or Firm—Lyon & Lyon LLP

[57] **CLAIM**

The ornamental design for a pattern of a vehicle grille, as shown and described.

DESCRIPTION

FIG. 1 is a broken detail illustrating a pattern for a vehicle grille embodying my new design, the broken lines to indicate indeterminate length and width of the grille, and forming no part of the claimed design;

FIG. 2 is a front elevational view of a pattern for a vehicle grille embodying my new design, the broken lines to indicate indeterminate length and width of the grille, and forming no part of the claimed design;

FIG. 3 is a top plan view thereof, the broken lines to indicate indeterminate length and width of the grille, and forming no part of the claimed design;

FIG. 4 is an enlarged front elevational view thereof, the broken lines to indicate indeterminate length and width of the grille, and forming no part of the claimed design;

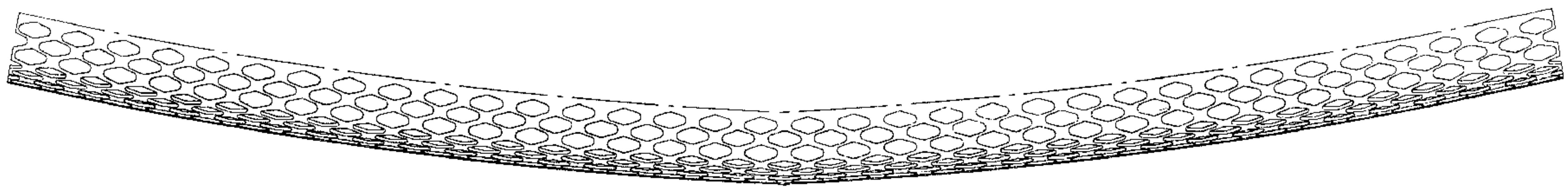
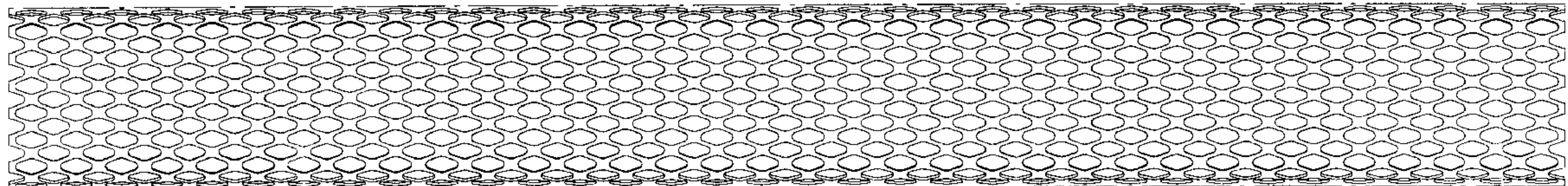
FIG. 5 is a sectional view of FIG. 4, shown only to illustrate the shape of the grille, although the shape of the grille does not form any part of the claimed design;

FIG. 6 is an enlarged front elevational view of a second embodiment of my new design; and,

FIG. 7 is a sectional view of FIG. 6, shown only to illustrate the shape of the grille, although the shape of the grille does not form any part of the claimed design.

The bottom plan view, rear elevational view, and left and right elevational views are omitted as they do not show the claimed design of a pattern for a vehicle grille.

1 Claim, 3 Drawing Sheets



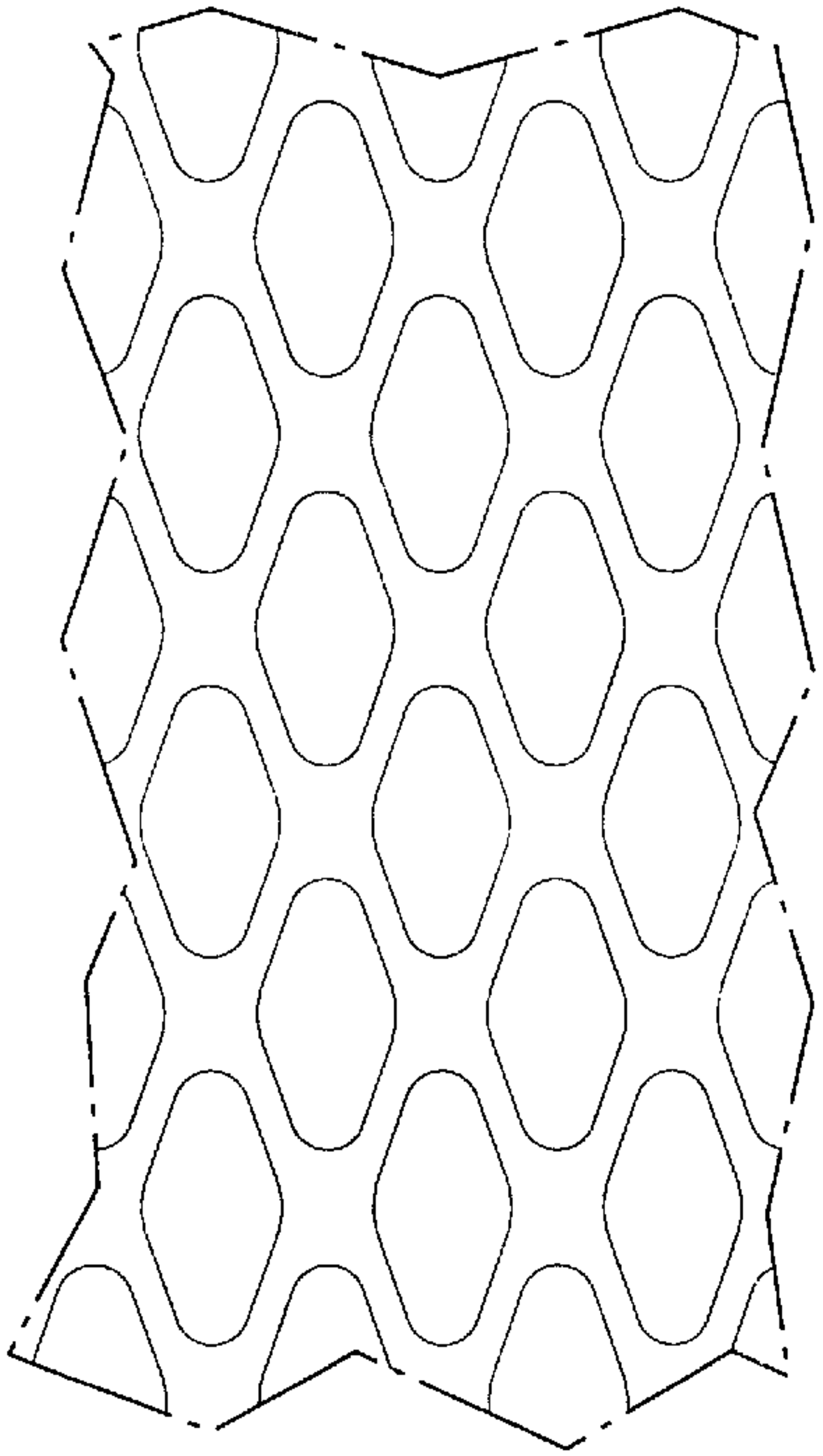


FIG. 1

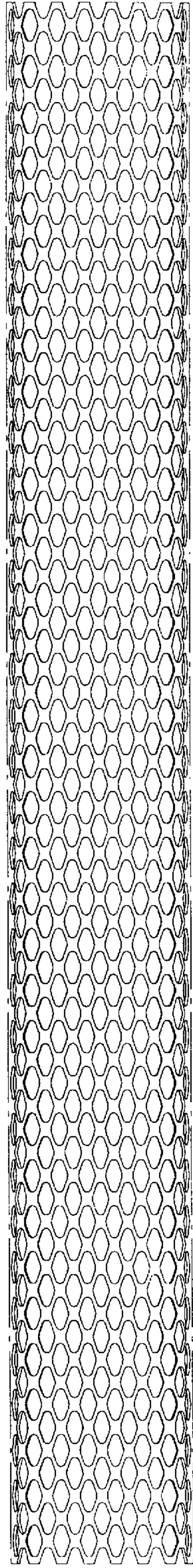


FIG. 2

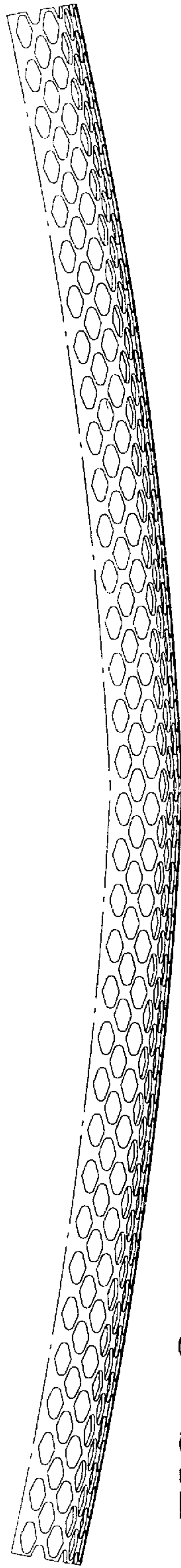


FIG. 3

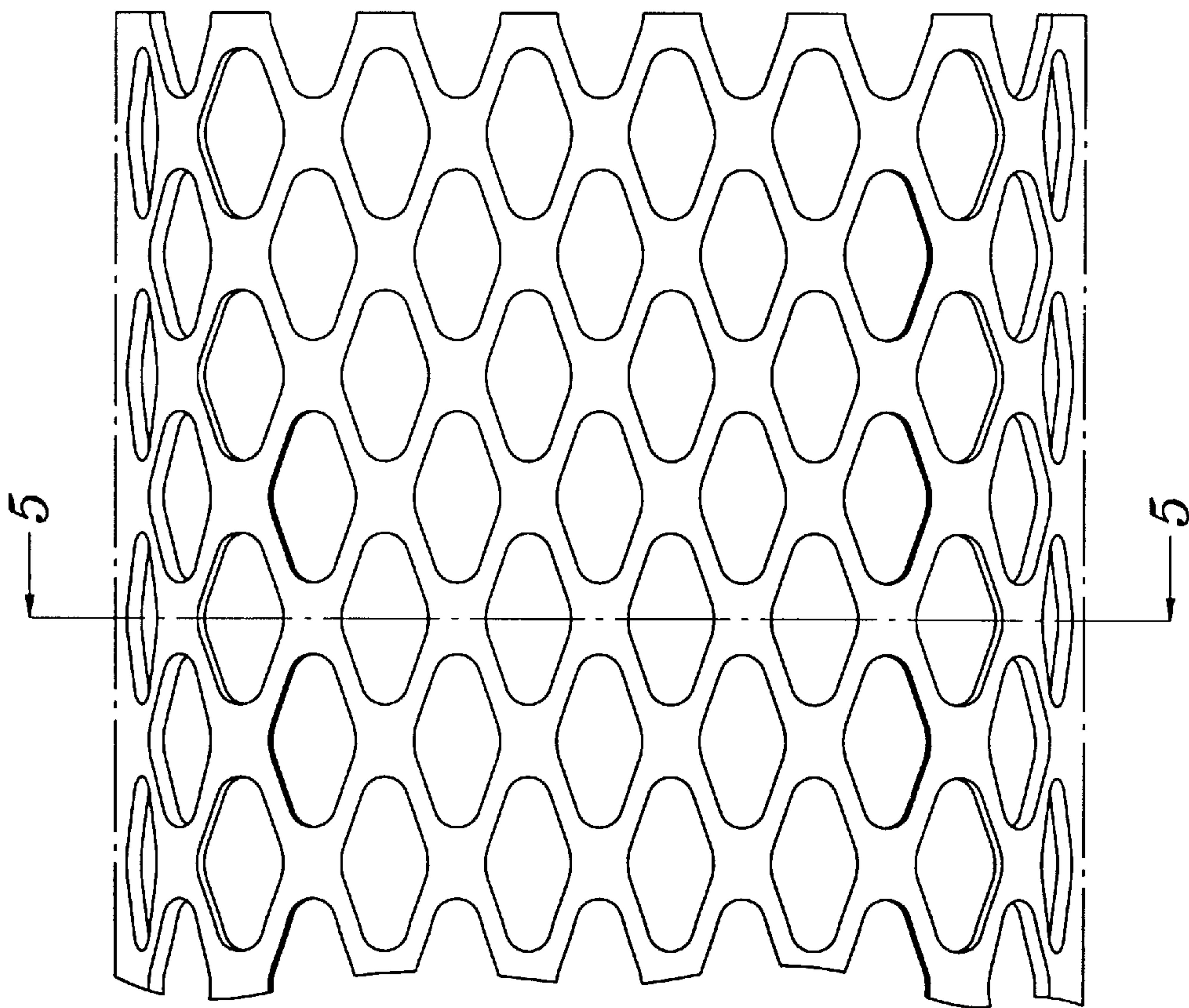


FIG. 4




FIG. 5

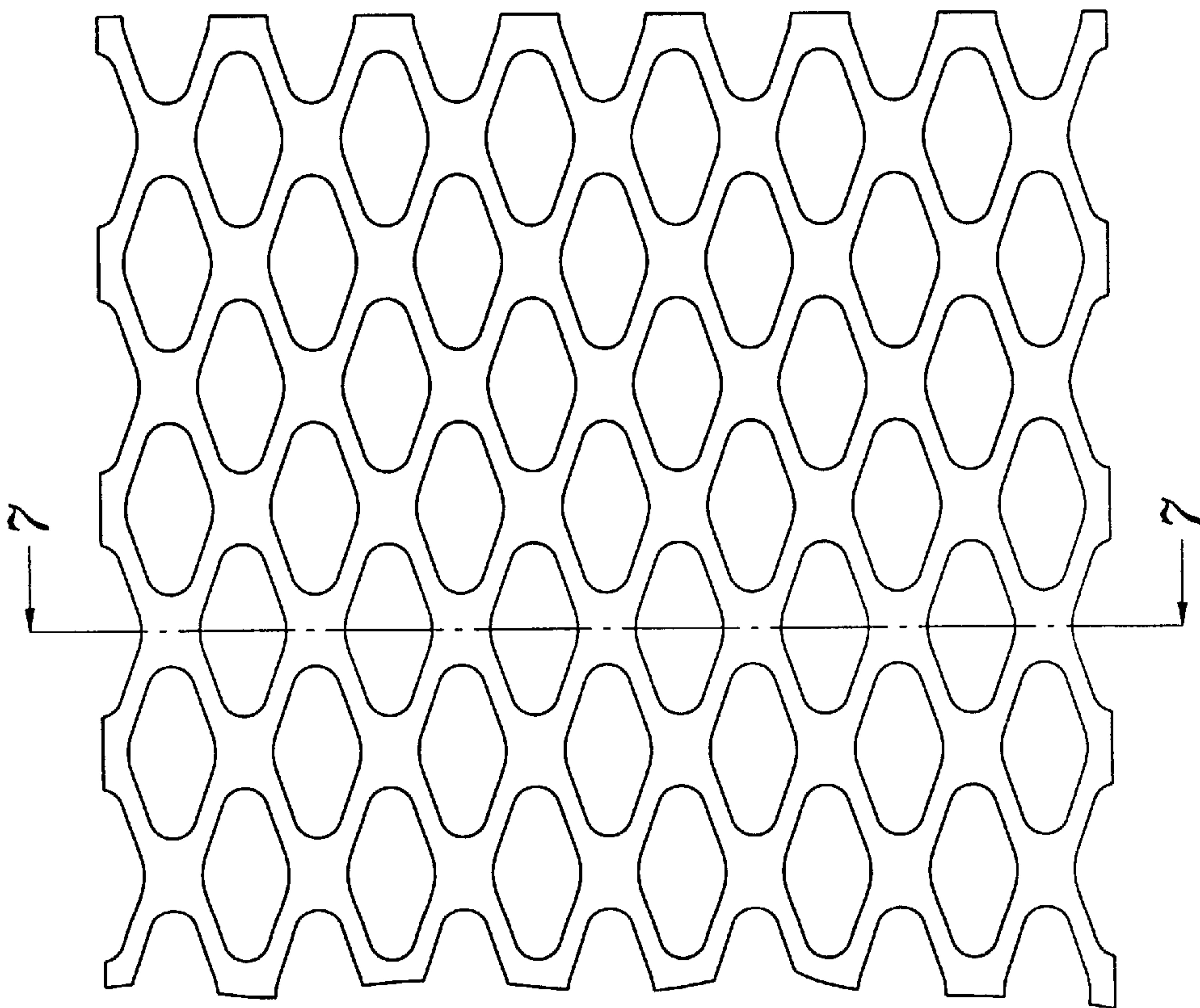


FIG. 6



FIG. 7