



US00D427102S

United States Patent [19]

Irizarry et al.

[11] Patent Number: **Des. 427,102**

[45] Date of Patent: **** Jun. 27, 2000**

[54] TAXI SIGNALING FLAG

[76] Inventors: **Ralph Irizarry**, 2824 E. 27th St., Brooklyn, N.Y. 11235; **Michael O'Meara**, 62 Meadow Way, Hopewell Junction, N.Y. 11523

[**] Term: **14 Years**

[21] Appl. No.: **29/112,083**

[22] Filed: **Oct. 8, 1999**

[51] LOC (7) Cl. **10-05**

[52] U.S. Cl. **D10/109**

[58] Field of Search D10/109, 114, D10/121; D20/10, 40; D26/30, 31, 32, 33, 34; 362/811, 812; 40/584; 116/173, 174, 175

[56] **References Cited**

U.S. PATENT DOCUMENTS

D. 248,284 6/1978 Bowser D10/109

D. 325,882 5/1992 Powell D10/109
D. 375,274 11/1996 Malone, II et al. D10/109
D. 412,863 8/1999 Barnes D10/109

Primary Examiner—Marcus A. Jackson

[57] **CLAIM**

The ornamental design for a taxi signaling flag, as shown.

DESCRIPTION

FIG. 1 is a front elevational view of the taxi signaling flag of the present invention;
FIG. 2 is a back elevational view of the taxi signaling flag of FIG. 1;
FIG. 3 is a left side elevational view of the taxi signaling flag of FIG. 1;
FIG. 4 is a right side elevational view of the taxi signaling flag of FIG. 1;
FIG. 5 is a top plan view of the taxi signaling flag of FIG. 1; and,
FIG. 6 is a bottom plan view of the taxi signaling flag of FIG. 1.

1 Claim, 3 Drawing Sheets




FIG. 5




FIG. 1

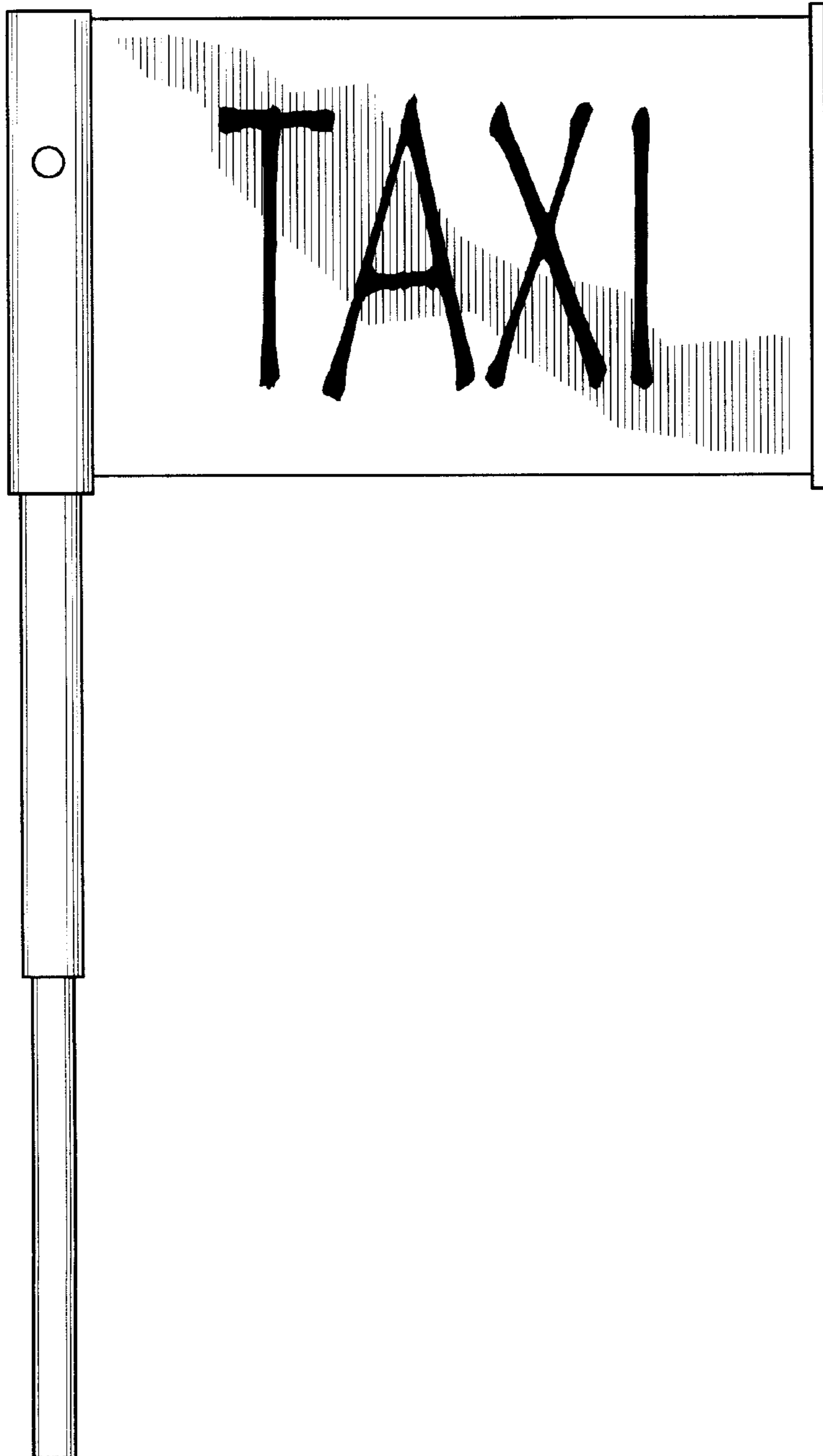


FIG. 2

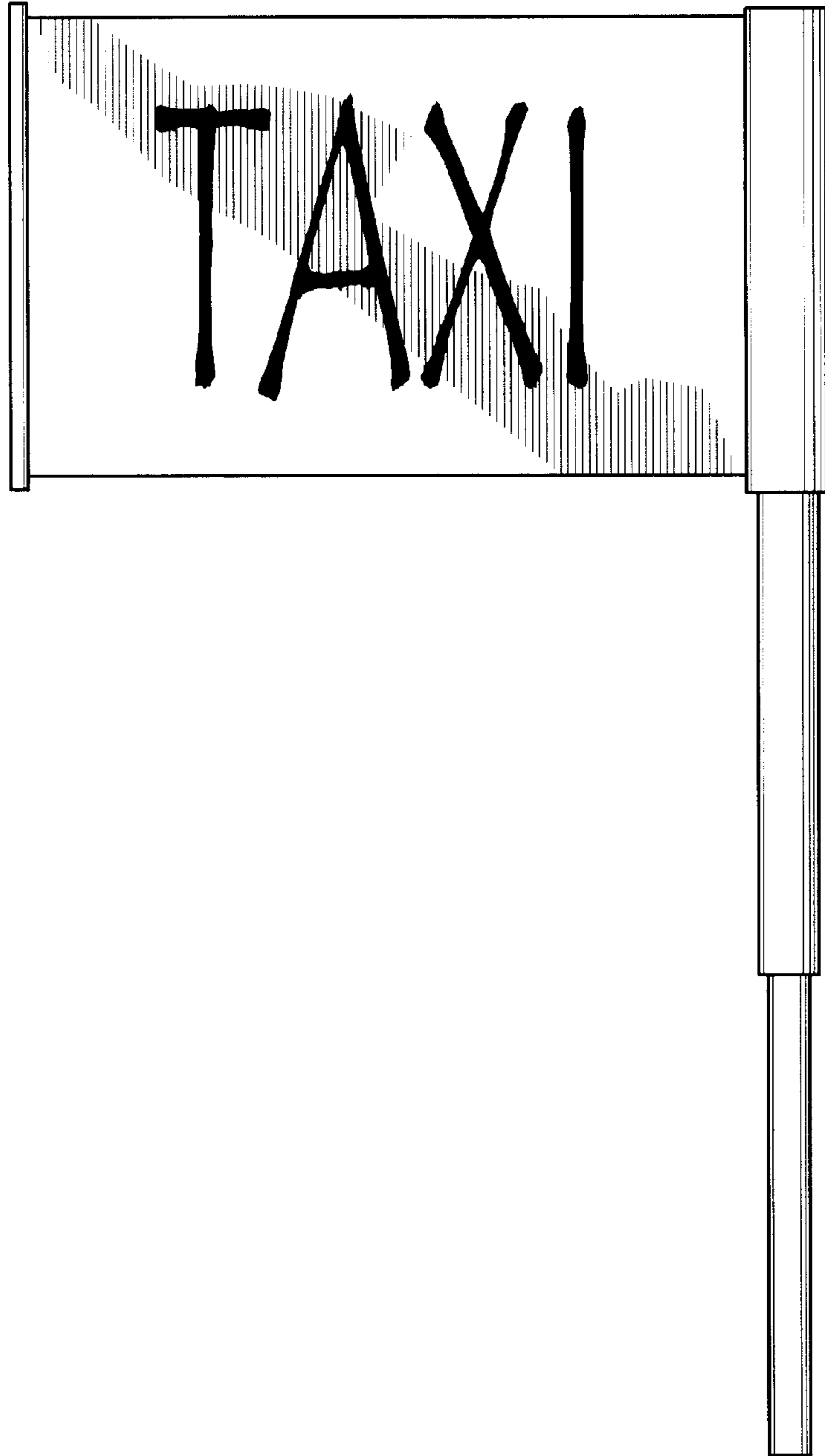


FIG. 6

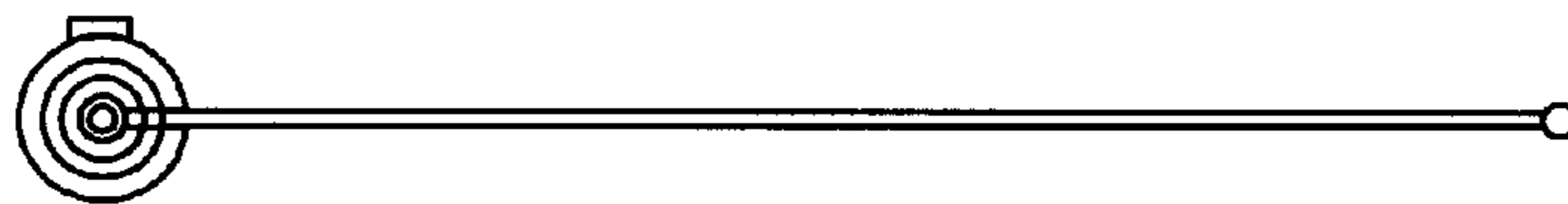


FIG. 3

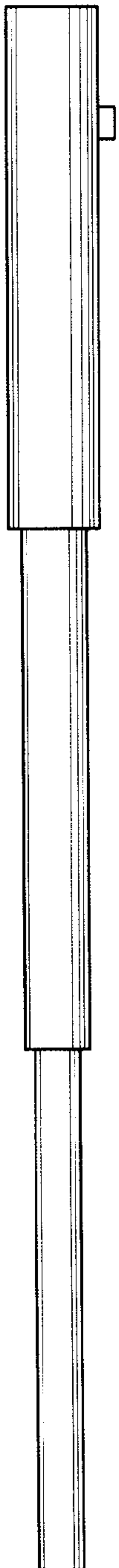


FIG. 4

