



US00D427083S

# United States Patent [19]

Yamamoto

[11] Patent Number: Des. 427,083

[45] Date of Patent: \*\* Jun. 27, 2000

[54] WATCH CASE

[75] Inventor: Yasushi Yamamoto, Fussa, Japan

[73] Assignee: Casio Keisanki Kabushiki Kaisha, Tokyo, Japan

[\*\*] Term: 14 Years

[21] Appl. No.: 29/113,237

[22] Filed: Nov. 1, 1999

[51] LOC (7) Cl. .... 10-02

[52] U.S. Cl. .... D10/30; D10/38

[58] Field of Search ..... D10/1-40, 122-132; 368/280-282, 276-277, 28-30, 285, 239-242, 82-84, 41-44

[56] **References Cited**

**U.S. PATENT DOCUMENTS**

D. 387,198	12/1997	Lehmann et al. ....	D3/217
D. 394,403	5/1998	Hanagata ....	D10/38
D. 401,160	11/1998	Akagi ....	D10/30
D. 402,900	12/1998	Hanagata et al. ....	D10/30

D. 407,025	3/1999	Hanagata ....	D10/30
D. 407,330	3/1999	Ishizaka ....	D10/30
D. 411,115	6/1999	Houlihan et al. ....	D10/30
D. 412,854	8/1999	Oshita ....	D10/30
D. 413,527	9/1999	Hanagata ....	D10/30
D. 415,041	10/1999	Goto et al. ....	D10/30
D. 420,295	2/2000	Oshita ....	D10/30

Primary Examiner—Nelson C. Holtje  
Attorney, Agent, or Firm—Frishauf, Holtz, Goodman, Langer & Chick, P.C.


[57] **CLAIM**

The ornamental design for watch case, as shown.

**DESCRIPTION**

FIG. 1 is a front elevational view of watch case showing my new design;  
FIG. 2 is a right side elevational view thereof;  
FIG. 3 is a left side elevational view thereof;  
FIG. 4 is a top plan view thereof;  
FIG. 5 is a bottom plan view thereof;  
FIG. 6 is a rear elevational view thereof; and,  
FIG. 7 is a perspective view thereof.

**1 Claim, 3 Drawing Sheets**






FIG. 1

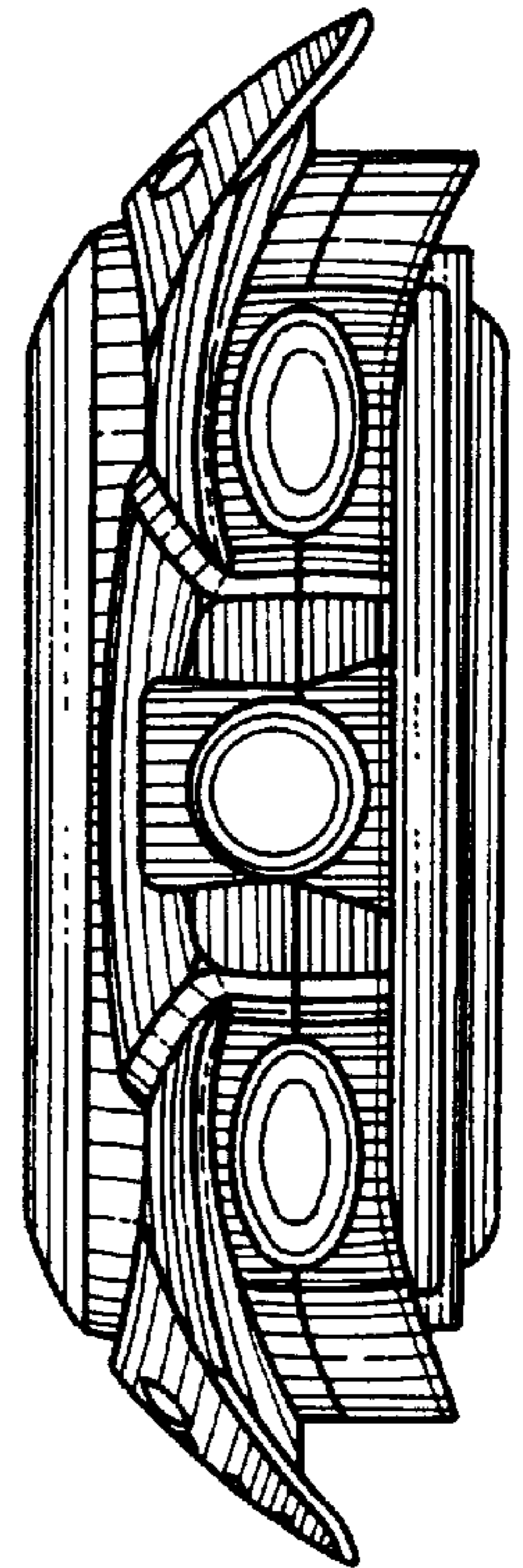


FIG. 2

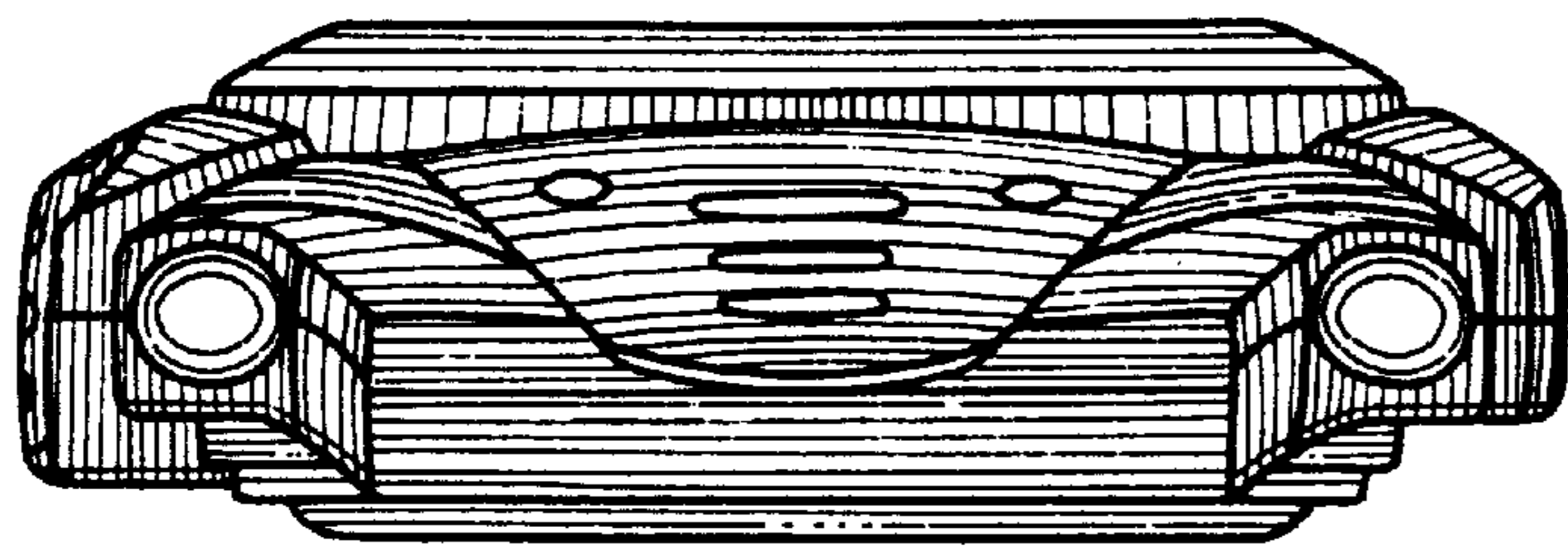


FIG. 5

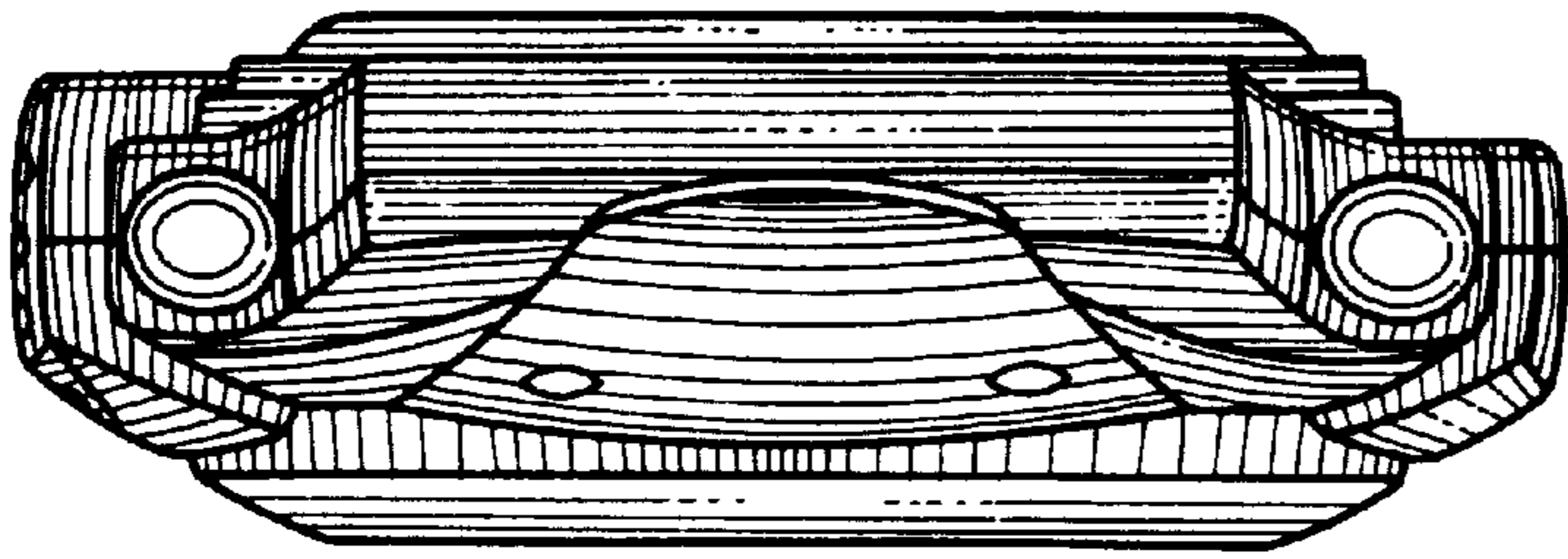


FIG. 4

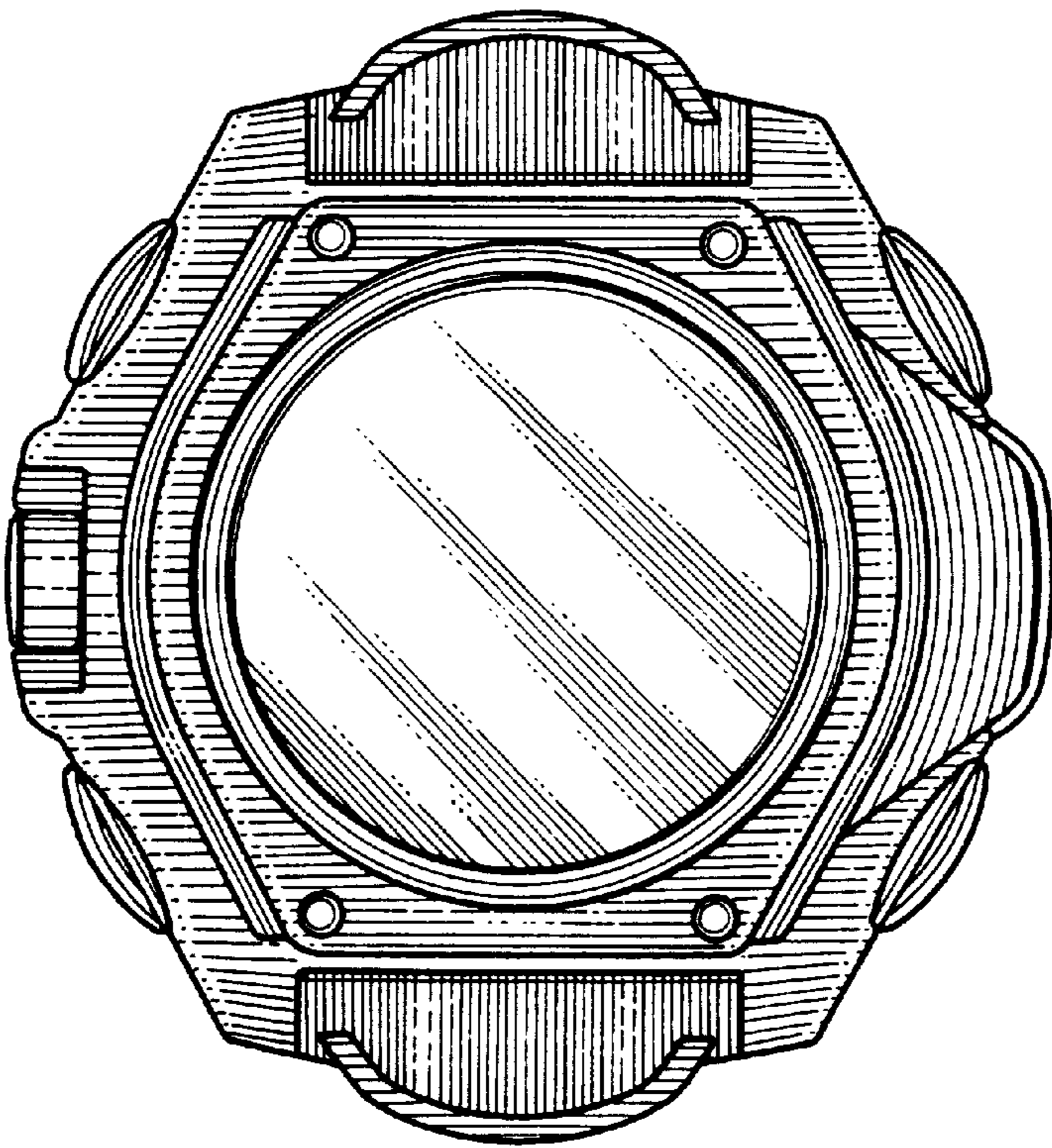


FIG. 6

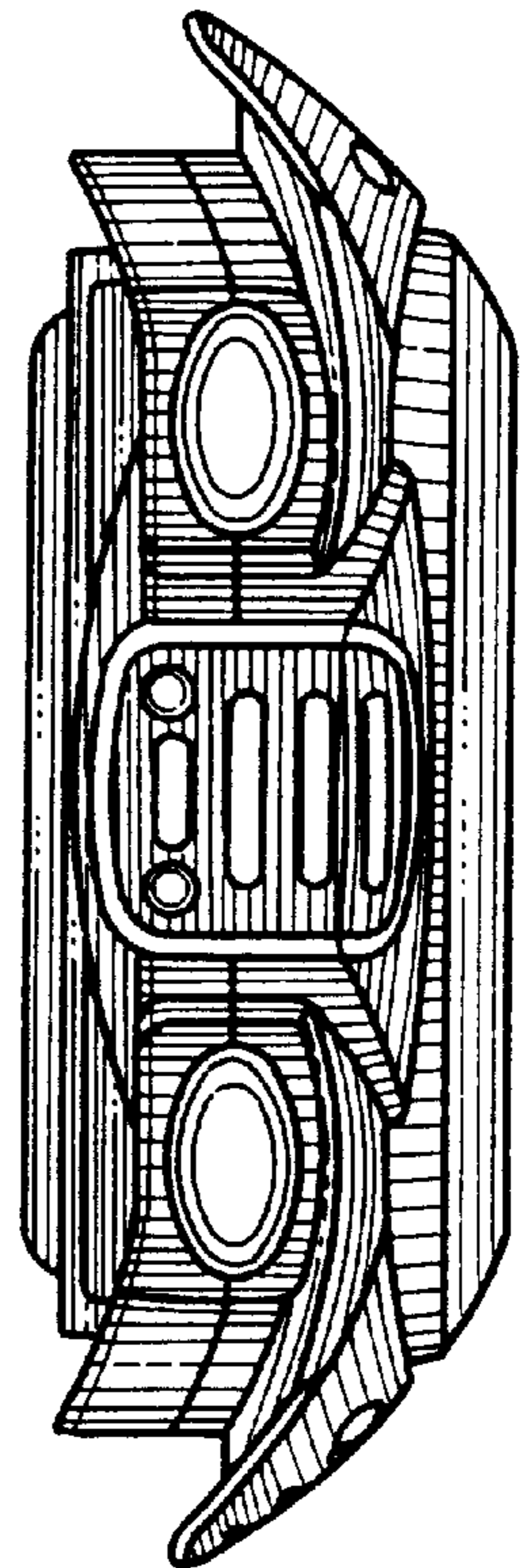


FIG. 3

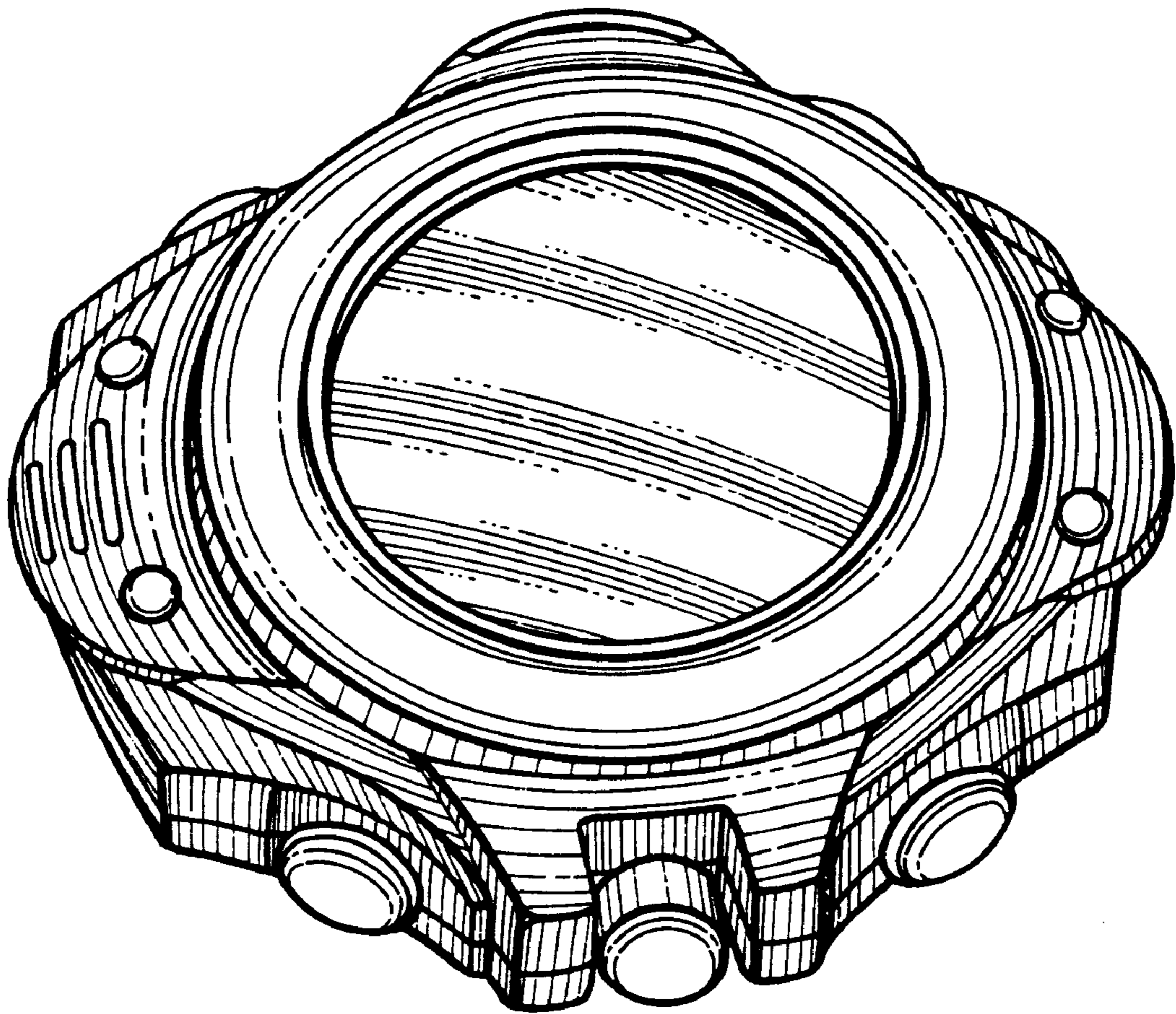


FIG. 7