



US00D427071S

# United States Patent [19]

[11] Patent Number: Des. 427,071

Williams et al.

[45] Date of Patent: \*\* Jun. 27, 2000

[54] BEVERAGE BOTTLE

[75] Inventors: Keith Wayne Williams, Hamilton, Canada; Jim Warner, Hoboken, N.J.

[73] Assignee: PepsiCo Inc., Purchase, N.Y.

[\*\*] Term: 14 Years

[21] Appl. No.: 29/078,241

[22] Filed: Oct. 22, 1997

[51] LOC (7) Cl. .... 09-01

[52] U.S. Cl. .... D9/520; D9/554; D9/565; D9/567; D9/552

[58] Field of Search ..... D9/307, 552, 554, D9/565, 567, 550, 540, 501, 520; 215/375, 381, 383, 384

[56] References Cited

U.S. PATENT DOCUMENTS

D. 74,068	12/1927	Mas	.....	D9/552
D. 74,200	1/1928	Taylor	.....	D9/550
D. 75,379	5/1928	Mas	.....	D9/540
D. 81,800	8/1930	Lange	.....	D9/307
D. 222,851	1/1972	Adomaitis et al.	.....	D9/501
D. 379,152	5/1997	Richardson	.	
D. 379,154	5/1997	Cox	.	
D. 381,272	7/1997	Coons	.	
D. 383,679	9/1997	Wilson et al.	.	
D. 409,493	5/1999	Waggaman et al.	.....	D9/520
5,549,210	8/1996	Dcheng	.....	215/375

Primary Examiner—Dominic Simone

Attorney, Agent, or Firm—Scully, Scott, Murphy & Presser

[57] CLAIM

The ornamental design for a beverage bottle, as shown and described.

DESCRIPTION

FIG. 1 is a front elevational view of a first embodiment of the beverage bottle showing our new and ornamental design, the opposite side of which is shown in FIG. 3;

FIG. 2 is a side elevational view of the bottle shown in FIG. 1, the opposite side of which is shown in FIG. 4;

FIG. 5 is a top plan view of the bottle shown in FIG. 1; FIG. 6 is a bottom plan view of the bottle shown in FIG. 1; FIG. 7 is a front elevational view of a second embodiment of the beverage bottle showing our new and ornamental design, the opposite side of which is shown in FIG. 9;

FIG. 8 is a side elevational view of the bottle shown in FIG. 7, the opposite side of which is shown in FIG. 10;

FIG. 11 is a top plan view of the bottle shown in FIG. 7; FIG. 12 is a bottom plan view of the bottle shown in FIG. 7;

FIG. 13 is a front elevational view of a third embodiment of the beverage bottle showing our new and ornamental design, the opposite side of which is shown in FIG. 15;

FIG. 14 is a side elevational view of the bottle shown in FIG. 13, the opposite side of which is shown in FIG. 16;

FIG. 17 is a top plan view of the bottle shown in FIG. 13; FIG. 18 is a bottom plan view of the bottle shown in FIG. 13;

FIG. 19 is a front elevational view of a fourth embodiment of the beverage bottle showing our new and ornamental design, the opposite side of which is shown in FIG. 21;

FIG. 20 is a side elevational view of the bottle shown in FIG. 19, the opposite side of which is shown in FIG. 22;

FIG. 23 is a top plan view of the bottle shown in FIG. 19; FIG. 24 is a bottom plan view of the bottle shown in FIG. 19;

FIG. 25 is a front elevational view of a fifth embodiment of the beverage bottle showing our new and ornamental design, the opposite side of which is shown in FIG. 27;

FIG. 26 is a side elevational view of the bottle shown in FIG. 25, the opposite side of which is shown in FIG. 28;

FIG. 29 is a top plan view of the bottle shown in FIG. 25; FIG. 30 is a bottom plan view of the bottle shown in FIG. 25;


FIG. 31 is a front elevational view of a sixth embodiment of the beverage bottle showing our new and ornamental design, the opposite side of which is shown in FIG. 33;


FIG. 32 is a side elevational view of the bottle shown in FIG. 31, the opposite side of which is shown in FIG. 34;

FIG. 35 is a top plan view of the bottle shown in FIG. 31; and,


FIG. 36 is a bottom plan view of the bottle shown in FIG. 31.

1 Claim, 18 Drawing Sheets







**Fig. 1**




**Fig. 2**




**Fig. 3**



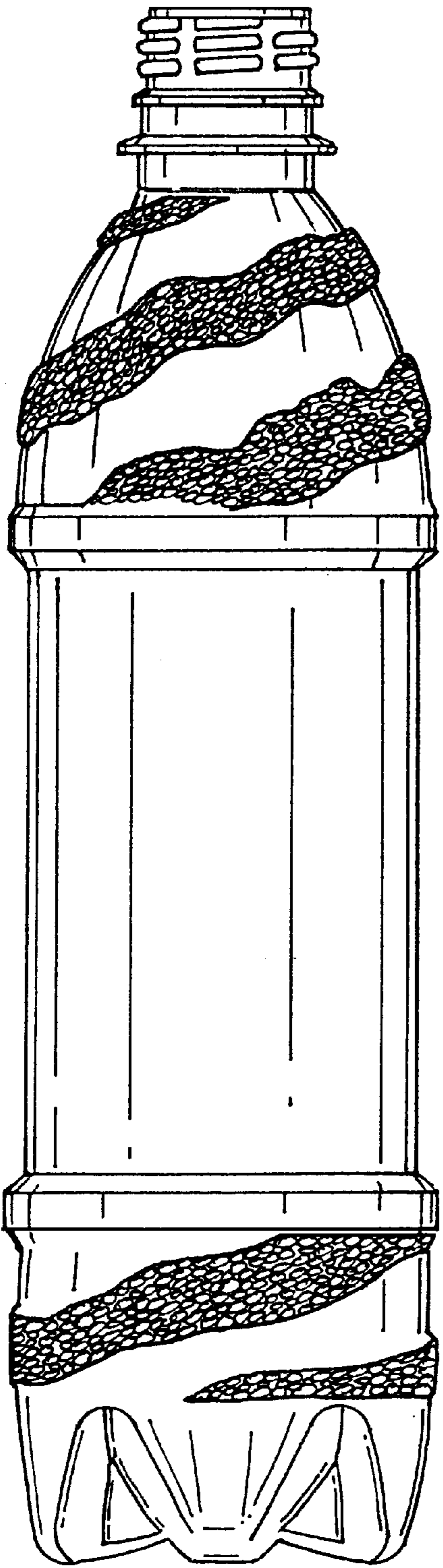
**Fig. 4**



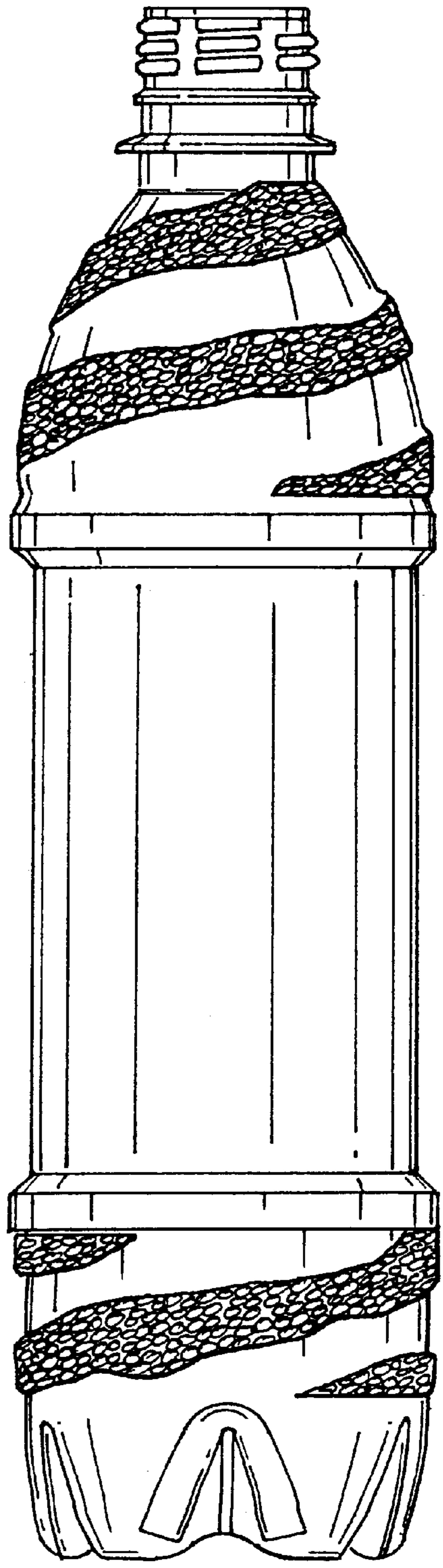
***Fig. 5***




***Fig. 6***



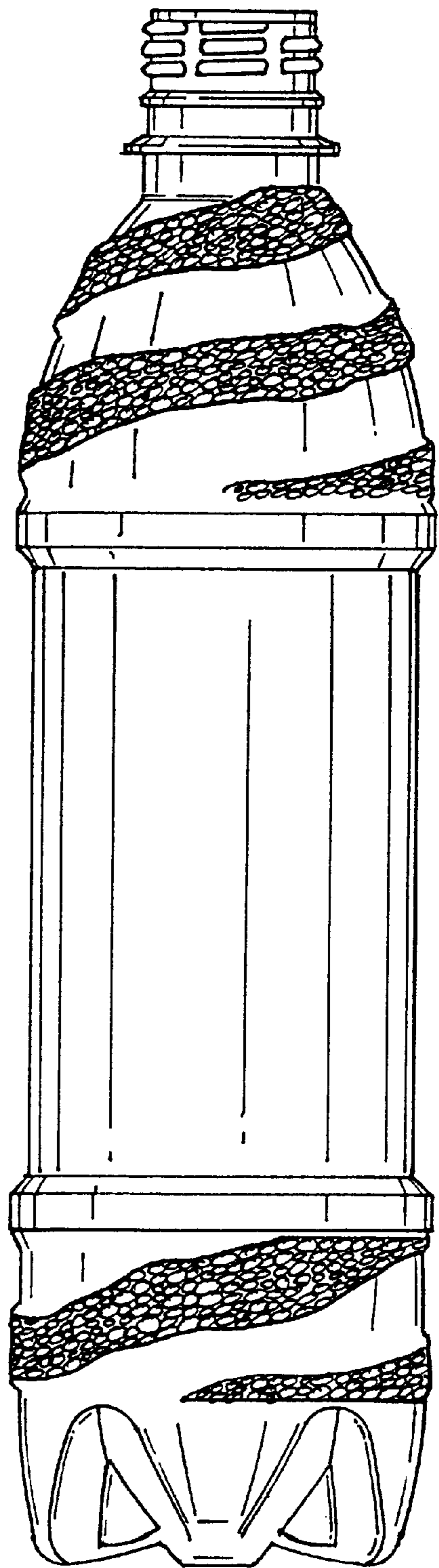
**Fig. 7**




**Fig. 8**




**Fig. 9**




**Fig. 10**




***Fig. 11***



***Fig. 12***




**Fig. 13**




**Fig. 14**

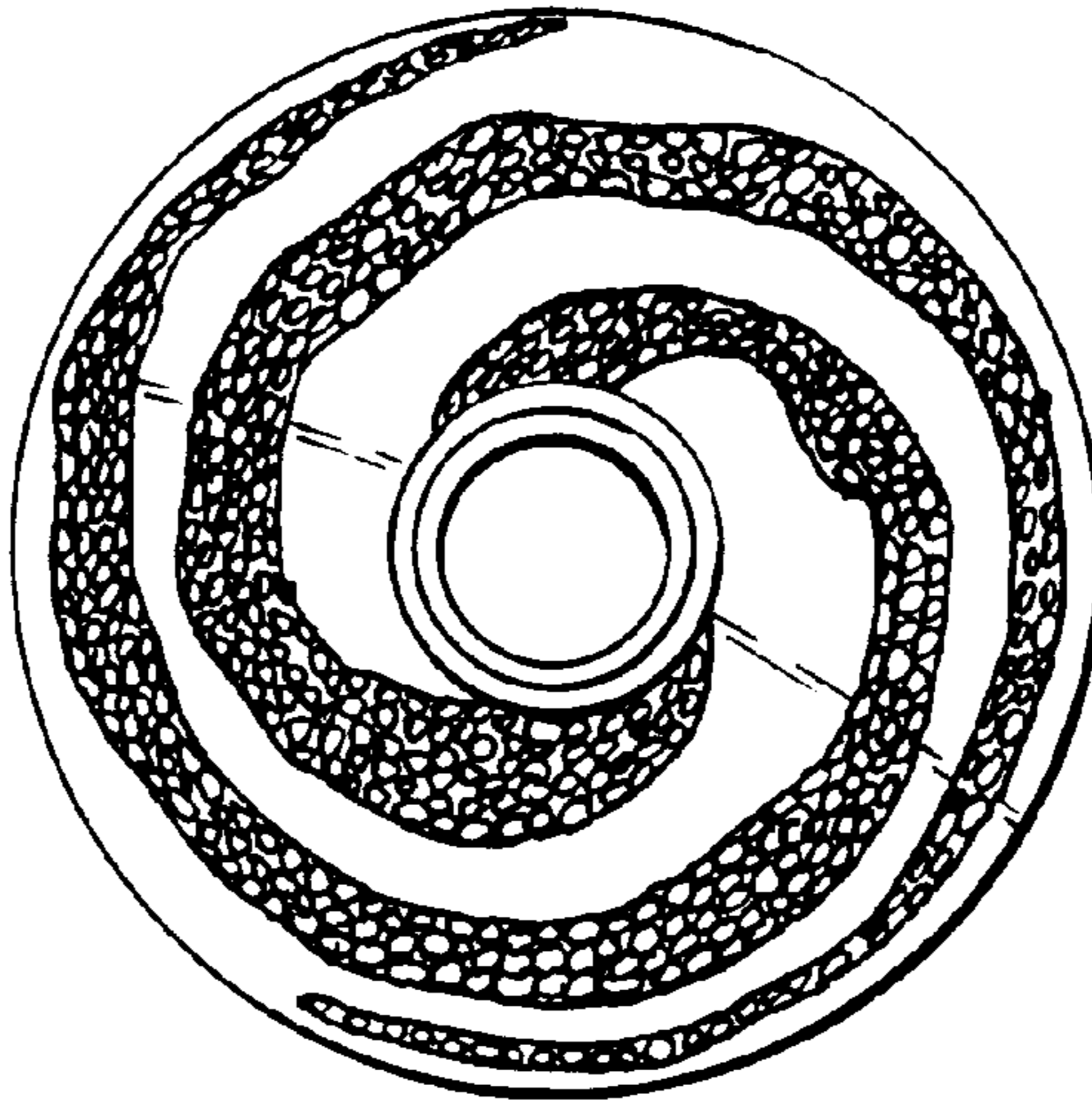





**Fig. 15**




**Fig. 16**




***Fig. 17***




***Fig. 18***




**Fig. 19**



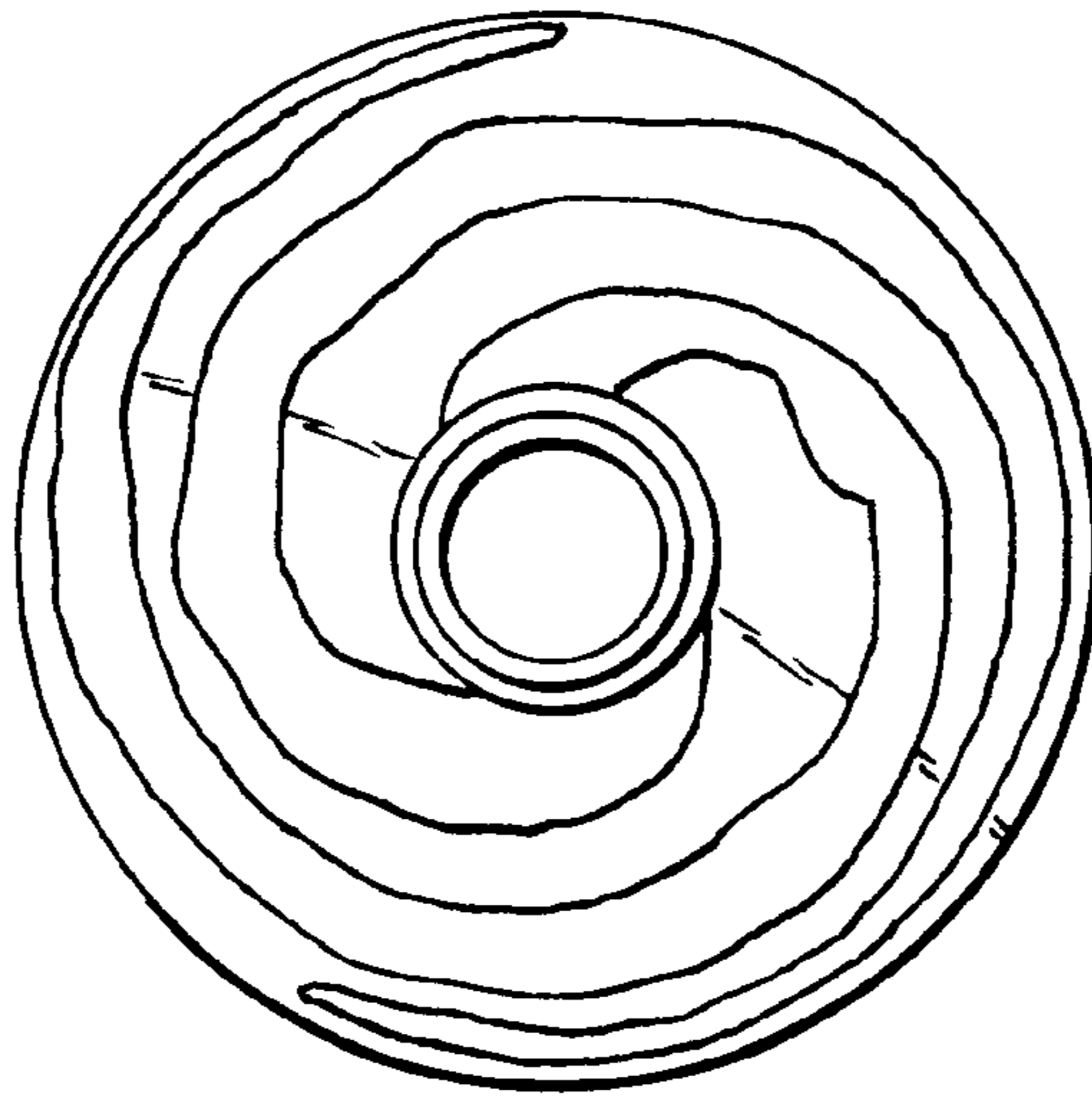
**Fig. 20**




**Fig. 21**



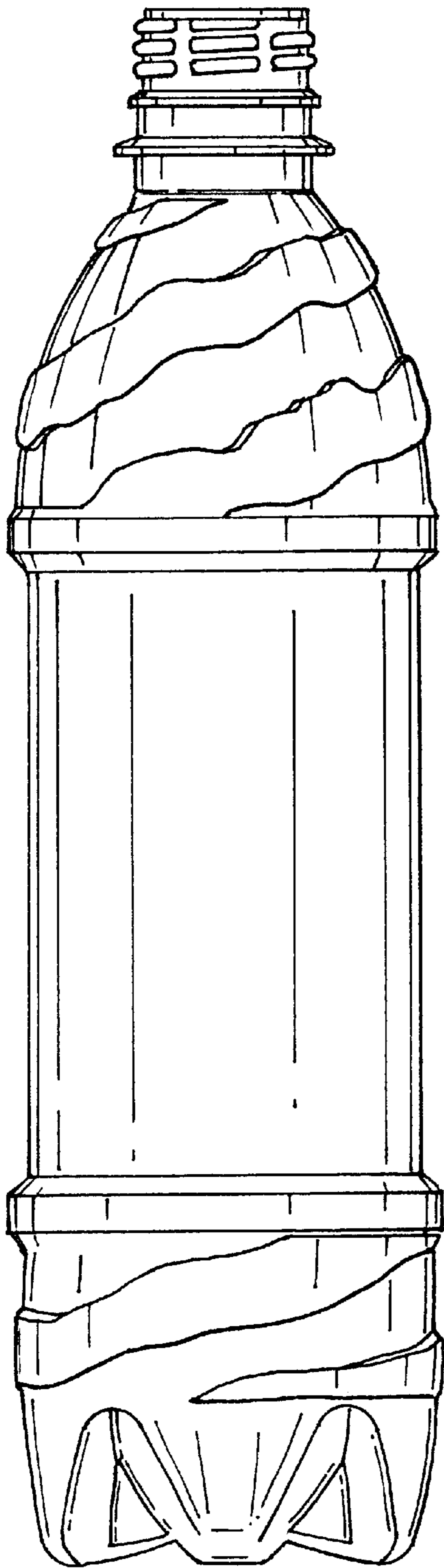
**Fig. 22**



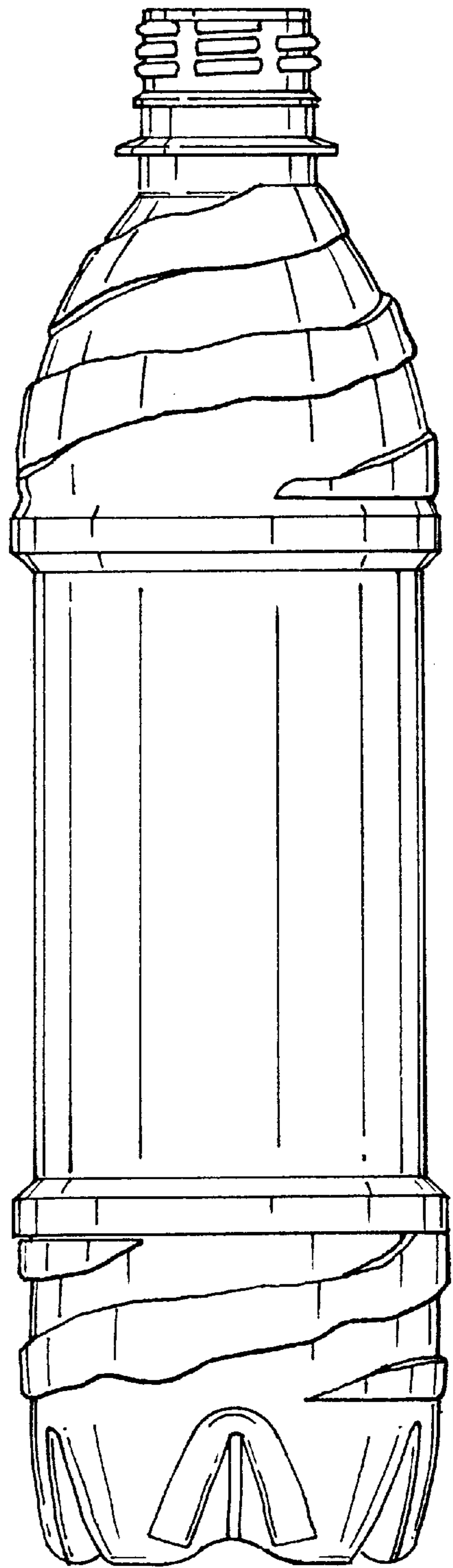
***Fig. 23***




***Fig. 24***



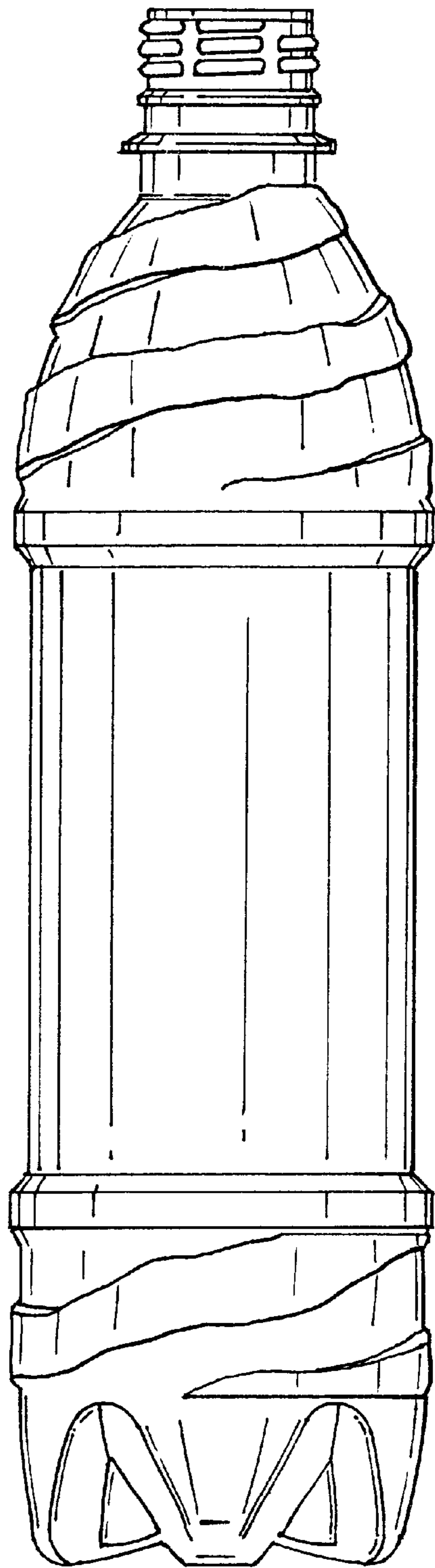
**Fig. 25**



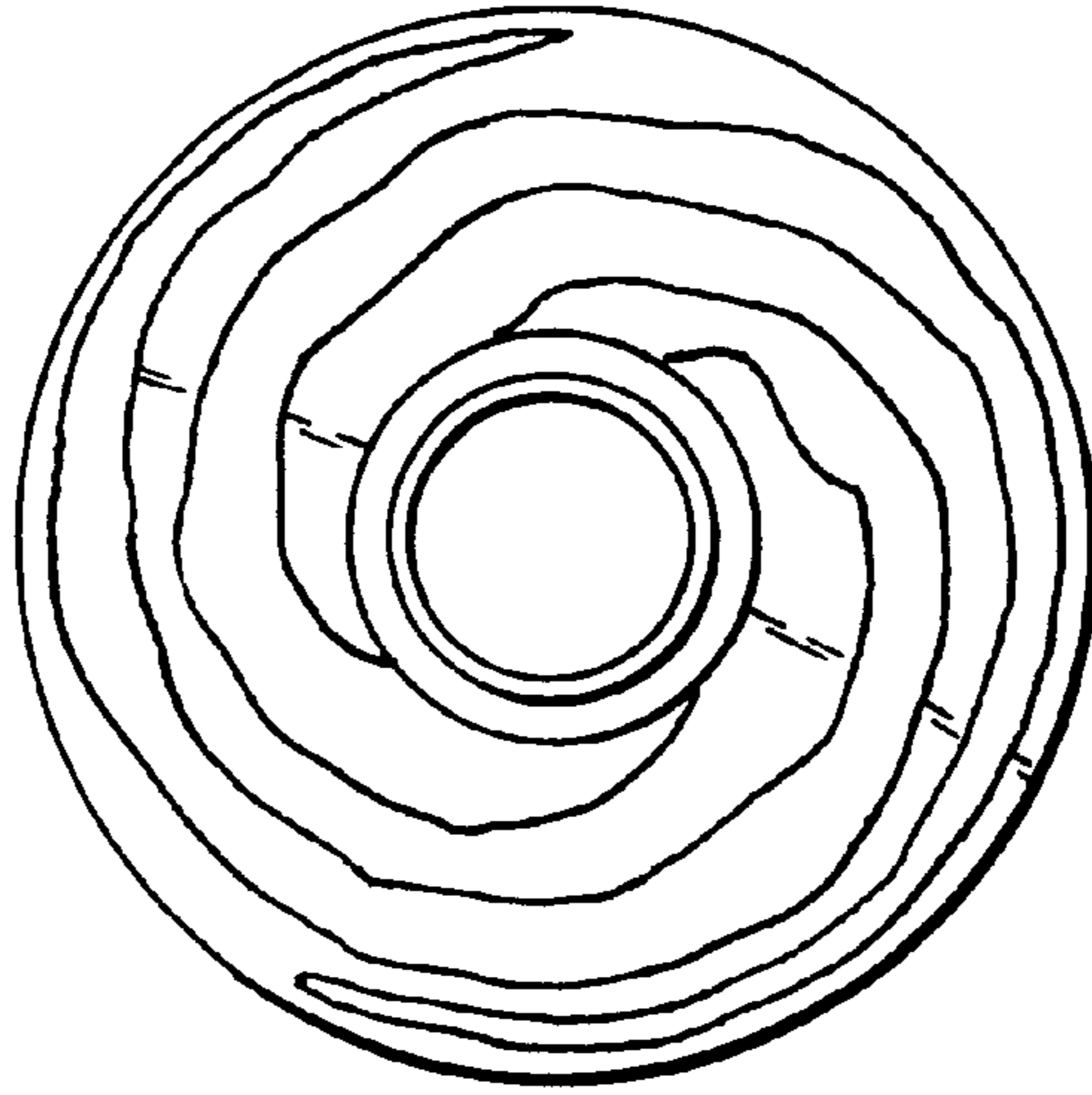
**Fig. 26**




***Fig. 27***



***Fig. 28***




***Fig. 29***




***Fig. 30***







**Fig. 31**



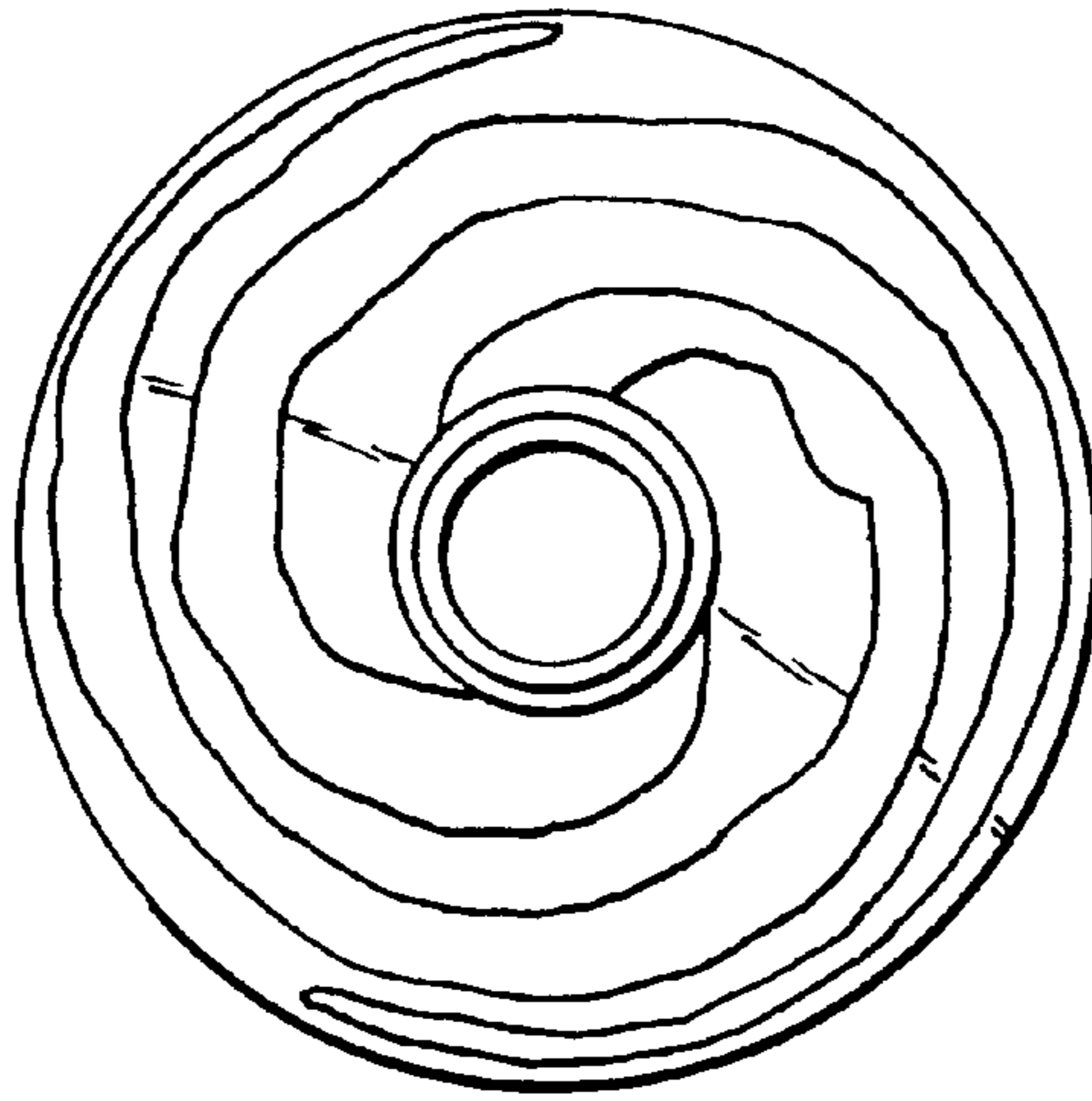
**Fig. 32**




**Fig. 33**



**Fig. 34**



***Fig. 35***



***Fig. 36***