



US00D427057S

# United States Patent [19]

[11] **Patent Number: Des. 427,057**

**Roth et al.**

[45] **Date of Patent: \*\* Jun. 27, 2000**

[54] **UPPER PORTION OF A PLASTIC BOTTLE**

D. 248,986	8/1978	Nakata .....	D21/713
D. 365,862	1/1996	Shishido et al. ....	D21/713
D. 373,930	9/1996	Gruneisen, III .....	D9/307
D. 386,673	11/1997	Thompson .....	D9/307

[75] Inventors: **Marc W. Roth**, College Park; **George Conrad**, Alpharetta; **Darryl J. Dawson**, Decatur, all of Ga.

*Primary Examiner*—Terry A. Wallace  
*Attorney, Agent, or Firm*—Locke Reynolds LLP

[73] Assignee: **Ball Corporation**, Broomfield, Colo.

[\*\*] Term: **14 Years**

[57] **CLAIM**

[21] Appl. No.: **29/105,288**

I claim the ornamental design for the upper portion of a plastic bottle, as shown and described.

[22] Filed: **May 21, 1999**

**DESCRIPTION**

**Related U.S. Application Data**

FIG. 1 is a side elevation view of a first side a plastic bottle having an upper portion in accordance with the present invention.

[62] Division of application No. 09/049,582, Mar. 27, 1998, abandoned.

FIG. 2 is a side elevation view of the opposite side of the plastic bottle shown in FIG. 1.

[51] **LOC (7) Cl.** ..... **09-01**

FIG. 3 is a side elevation view of the left side of the plastic bottle shown in FIG. 1.

[52] **U.S. Cl.** ..... **D9/307**

[58] **Field of Search** ..... D9/307, 503, 500, D9/538; D21/713; 206/457; 215/381-384, 400; 446/76

FIG. 4 is a side elevation view of the right side of the plastic bottle shown in FIG. 1.

FIG. 5 is a top plan view of the bottle shown in the prior figures.

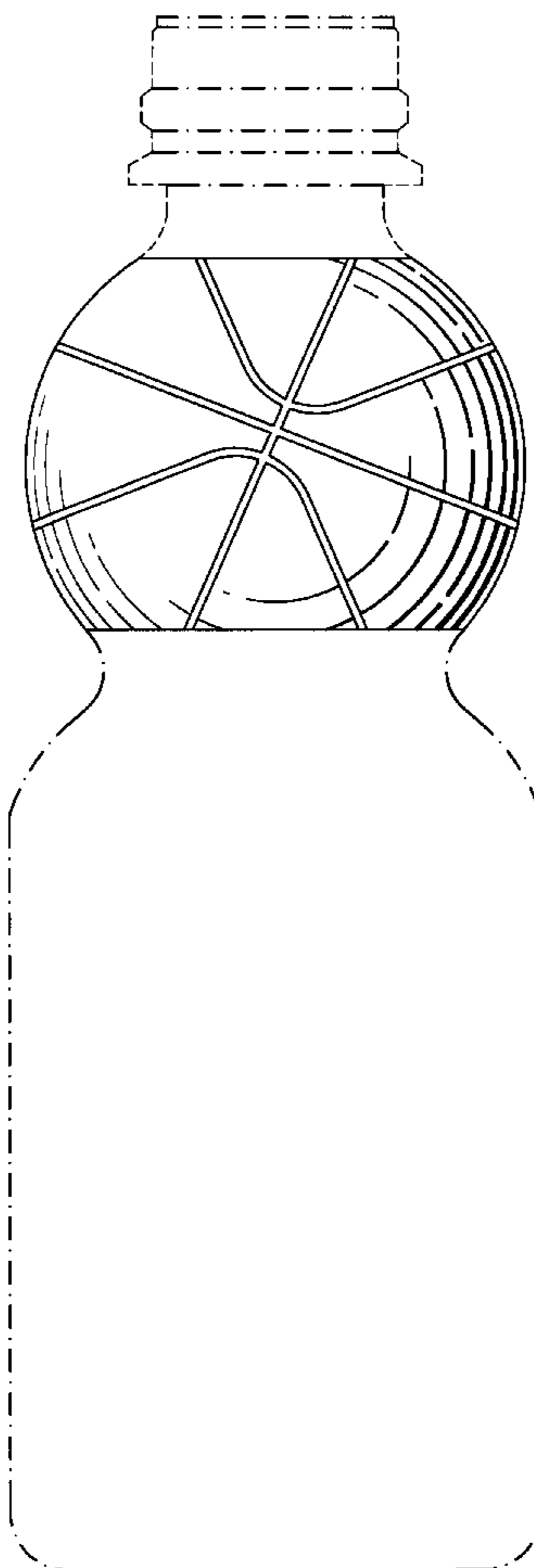
The broken lines are for illustrative purposes only and form no part of the claimed design.

[56] **References Cited**

**U.S. PATENT DOCUMENTS**

D. 201,395 6/1965 Schmidt ..... D9/307

**1 Claim, 5 Drawing Sheets**



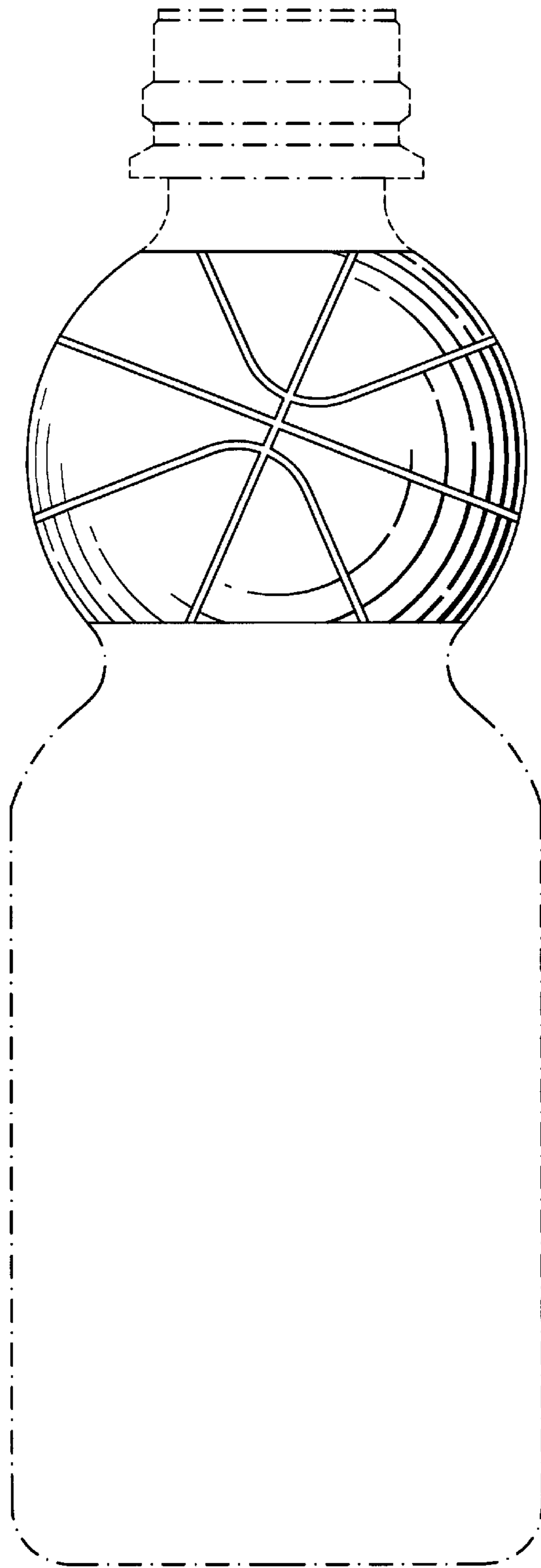


Fig. 1

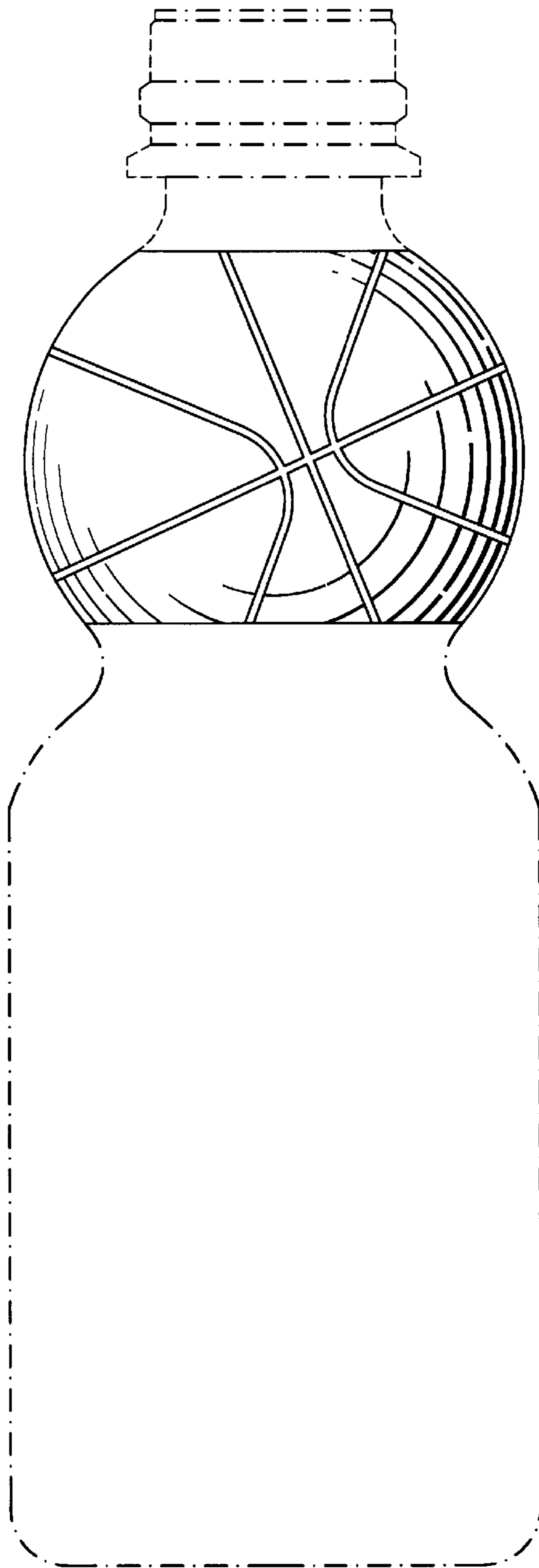


Fig. 2

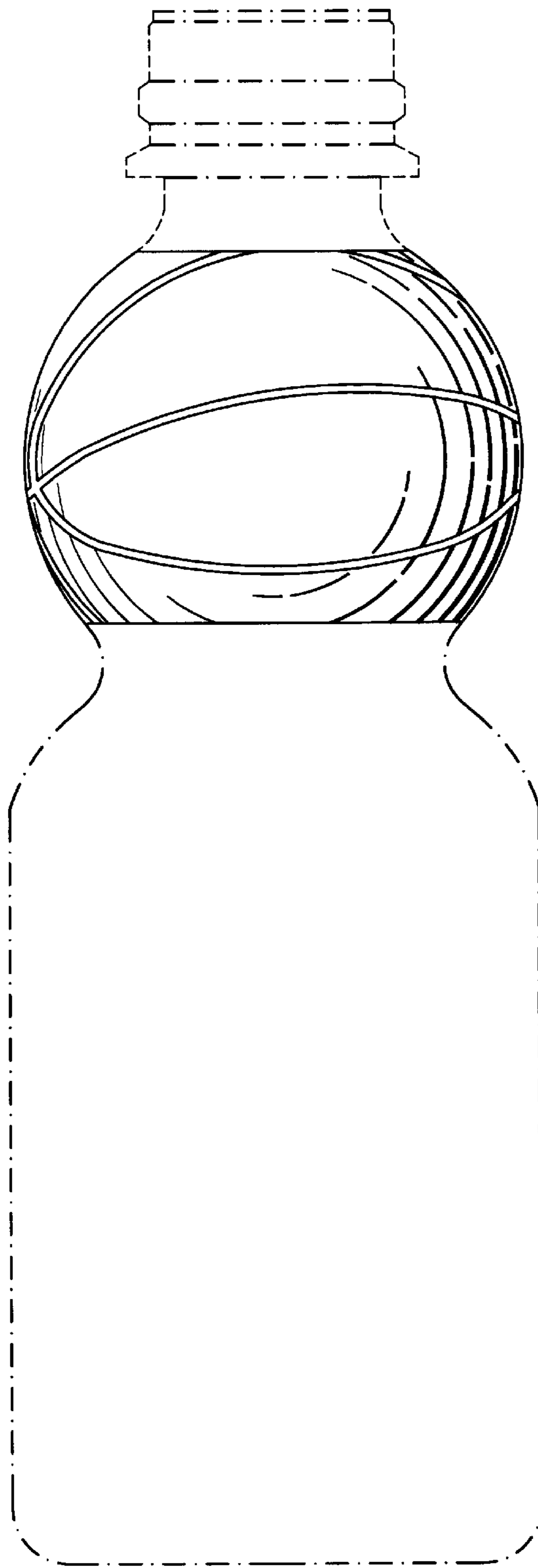
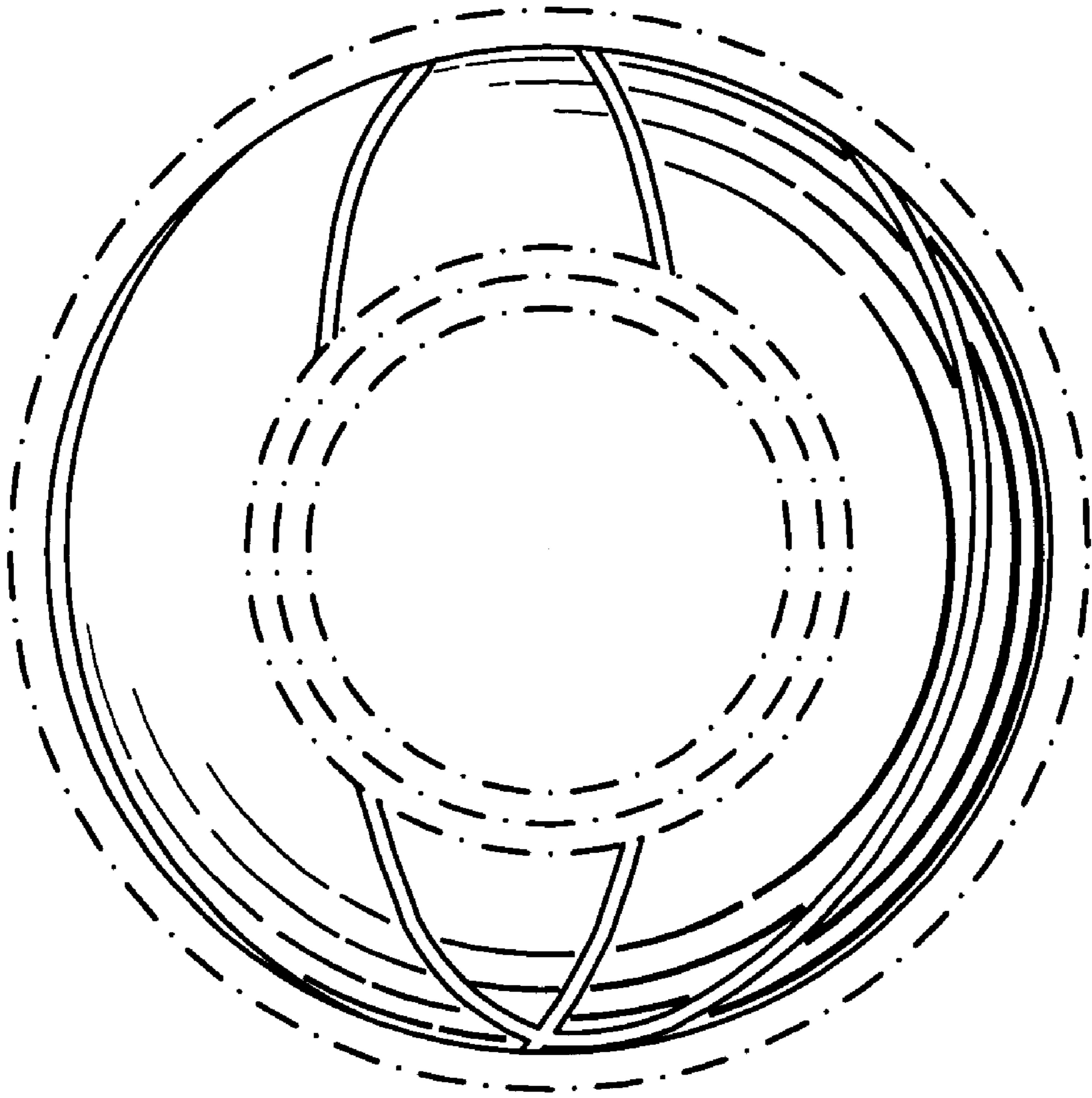


Fig. 3



Fig. 4



**Fig. 5**