



US00D427044S

United States Patent [19]

White et al.

[11] Patent Number: **Des. 427,044**

[45] Date of Patent: **** Jun. 27, 2000**

[54] **HANDLE**

[75] Inventors: **Carly R. White; Davin Stowell**, both of New York; **Kevin Lozeau**, Ridge, all of N.Y.

[73] Assignee: **General Housewares Corp.**, Terre Haute, Ind.

[**] Term: **14 Years**

[21] Appl. No.: **29/107,659**

[22] Filed: **Jul. 12, 1999**

[51] **LOC (7) Cl.** **07-04**

[52] **U.S. Cl.** **D8/107; D7/393**

[58] **Field of Search** D7/393, 395, 401.2, D7/642, 664, 695; D8/45, 47, 300, 303, 107, DIG. 7, DIG. 8; 16/110.1, 430, 431; 81/489

[56] **References Cited**

U.S. PATENT DOCUMENTS

D. 124,852	1/1941	Beck	D7/395
D. 152,155	12/1948	Jacoff	.	
D. 185,613	6/1959	Price	.	
D. 332,034	12/1992	Viemeister	D7/695
D. 373,506	9/1996	Viemeister	D7/395
D. 401,473	11/1998	Swinford et al.	D7/395

D. 411,780	7/1999	Muller	D7/393
3,810,305	5/1974	Perry	.	
4,974,286	12/1990	Stowell et al.	16/430

OTHER PUBLICATIONS

Photocopy of Applicant's Assignee's PLUS Handle, Jan., 1993.

Primary Examiner—Alan P. Douglas
Assistant Examiner—Reid Hecker
Attorney, Agent, or Firm—Emrich & Dithmar

[57] **CLAIM**

The ornamental design for the handle, as shown and described.

DESCRIPTION

FIG. 1 is a perspective view of the handle, the dashed line forming no part of the claimed design;
FIG. 2 is a top plan view, the bottom plan view thereof being substantially identical, the dashed line forming no part of the design;
FIG. 3 is a side elevational view thereof, the other side being substantially identical, the dashed line forming no part of the claimed design;
FIG. 4 is a front end, the dashed line forming no part of the claimed design; and,
FIG. 5 is an rear end view.

1 Claim, 1 Drawing Sheet

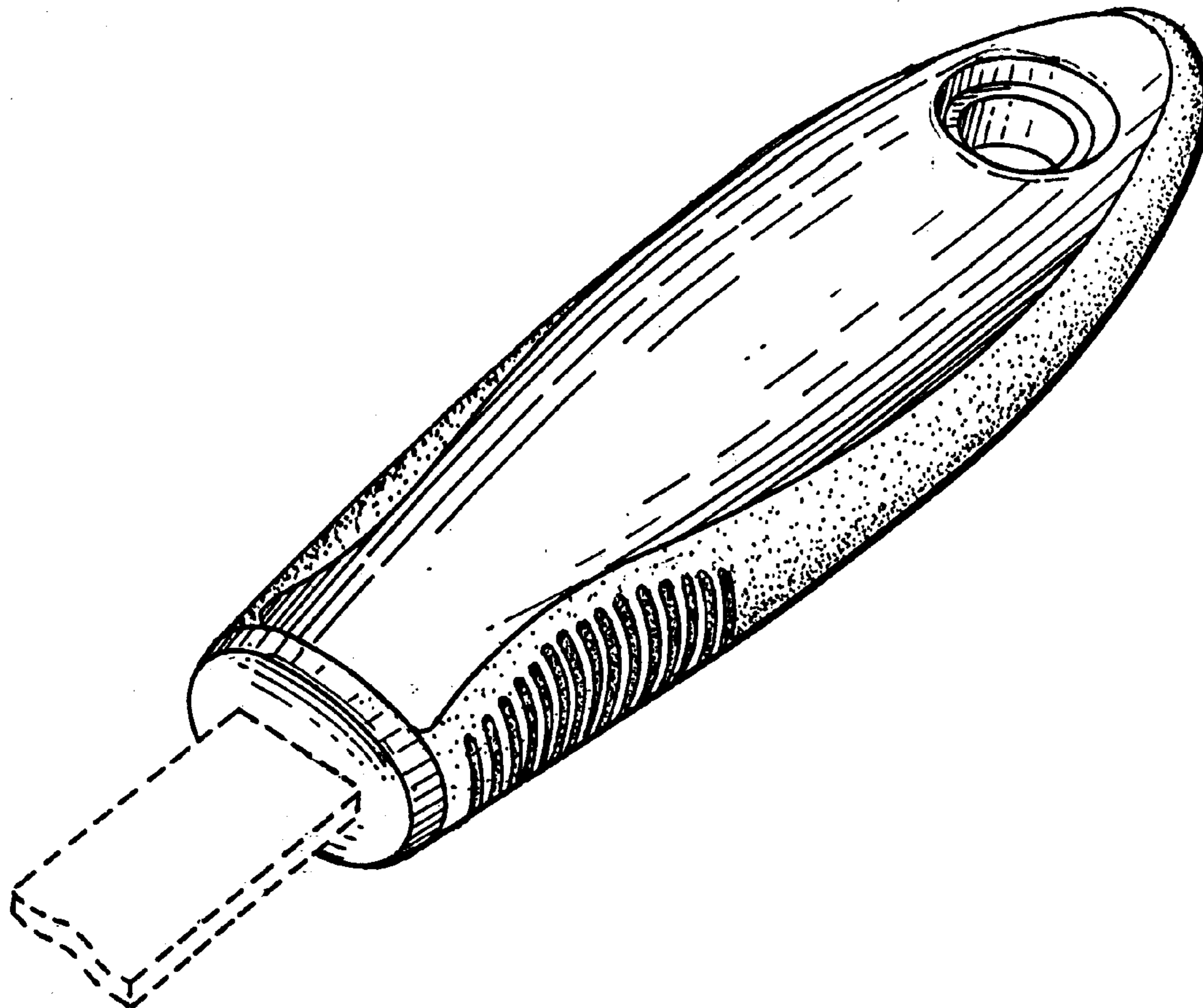


FIG.1

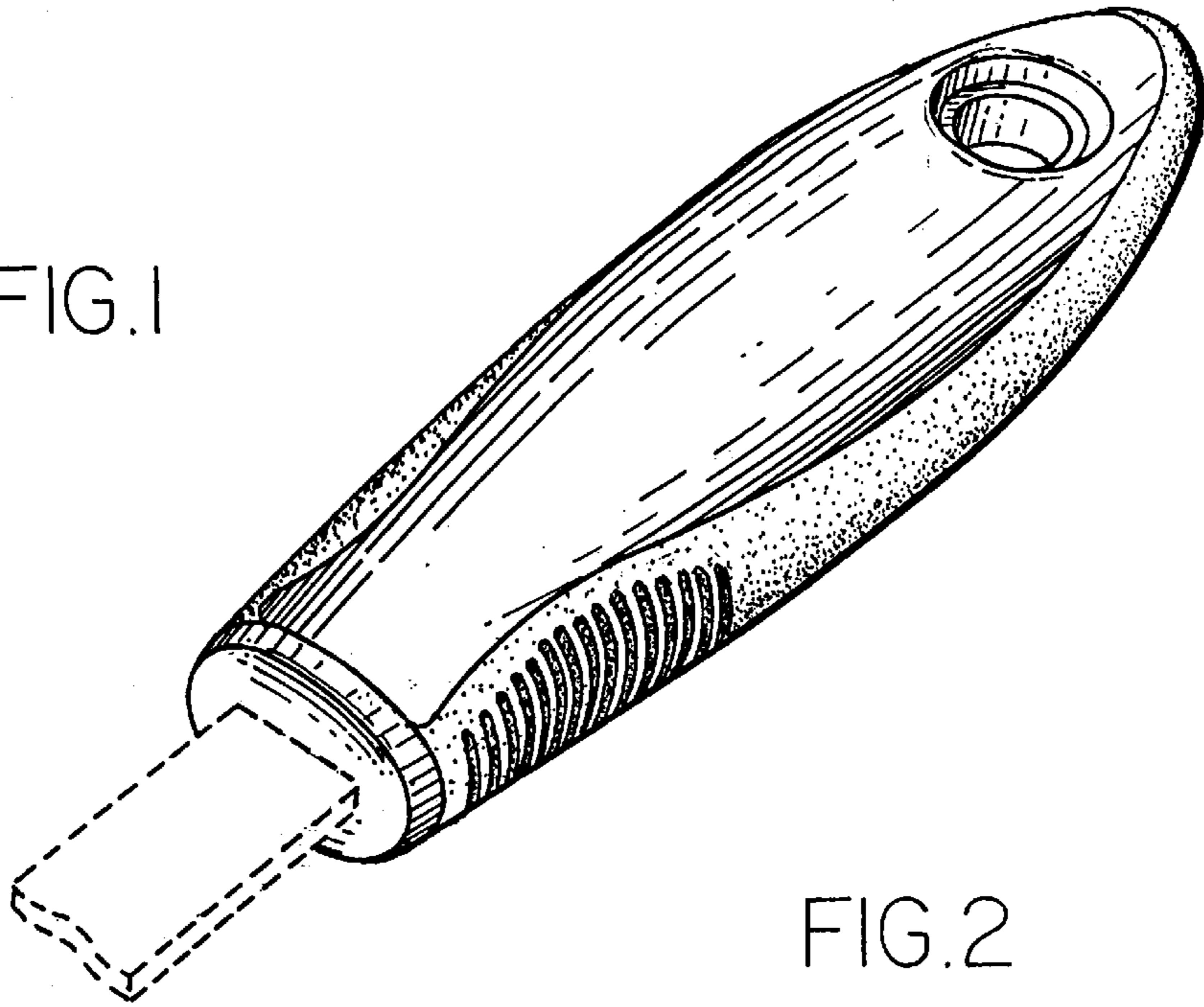


FIG.2

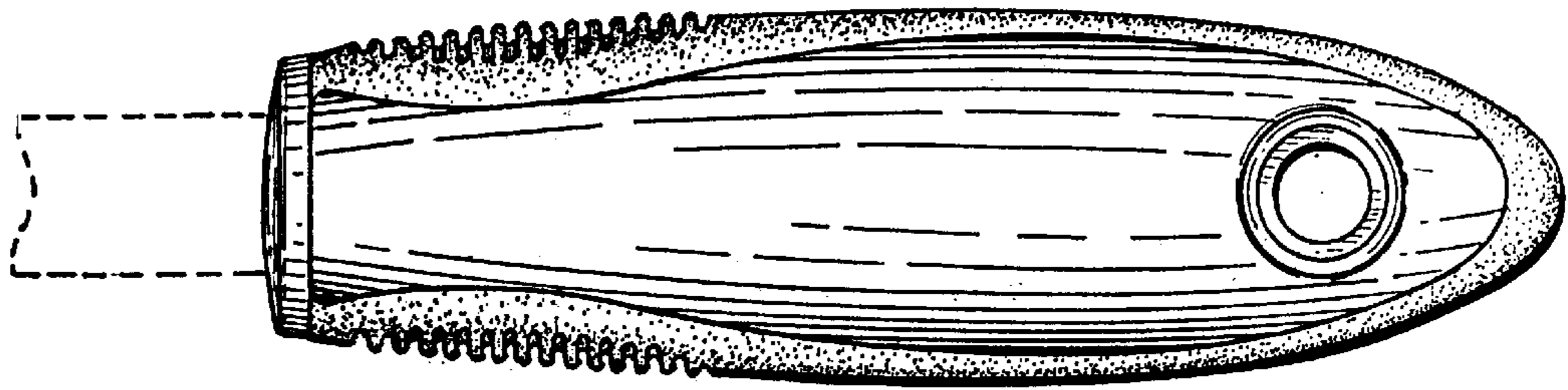


FIG.3

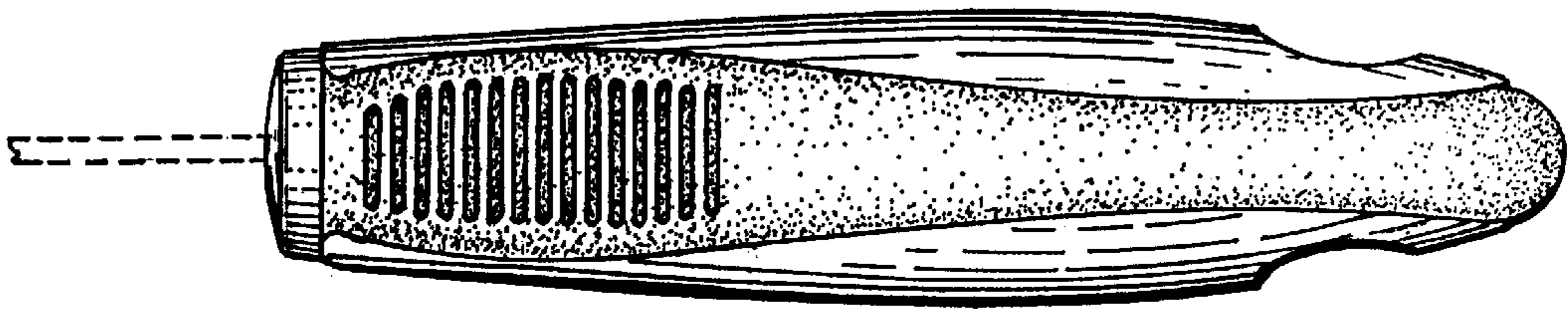


FIG.4

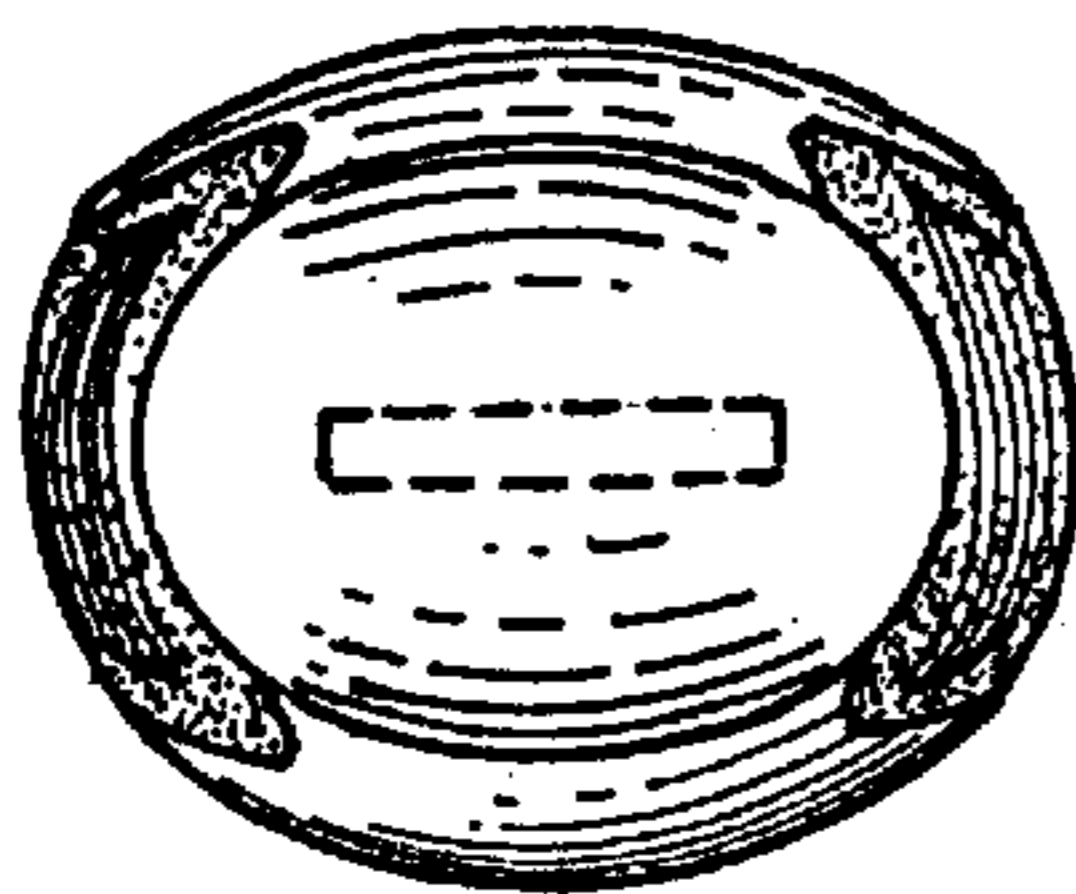


FIG.5

