



US00D427043S

United States Patent [19]
Cheng

[11] **Patent Number: Des. 427,043**

[45] **Date of Patent: ** Jun. 27, 2000**

[54] **KNIFE**

[76] **Inventor: Yang-Fu Cheng**, 6F, No. 100, Chung Hsiao E. Rd., Sec. 2, Taipei, Taiwan

[**] **Term: 14 Years**

[21] **Appl. No.: 29/110,531**

[22] **Filed: Sep. 9, 1999**

[51] **LOC (7) Cl. 08-03**

[52] **U.S. Cl. D8/99**

[58] **Field of Search** D8/98, 99, 100;
30/151, 152, 153, 154, 155, 156, 157, 158,
159, 160, 161, 162

[56] **References Cited**

U.S. PATENT DOCUMENTS

- D. 257,612 12/1980 Goldin et al. D8/99
- D. 302,650 8/1989 Giordano D8/99
- D. 304,154 10/1989 Osterhout D8/99
- D. 321,820 11/1991 Russell D8/99

- D. 367,599 3/1996 Sakai D8/99
- D. 411,091 6/1999 Halligan D8/99
- D. 414,671 10/1999 Halligan D8/99
- 2,270,851 1/1942 Schrade 30/155

Primary Examiner—Philip S. Hyder
Attorney, Agent, or Firm—Bacon & Thomas

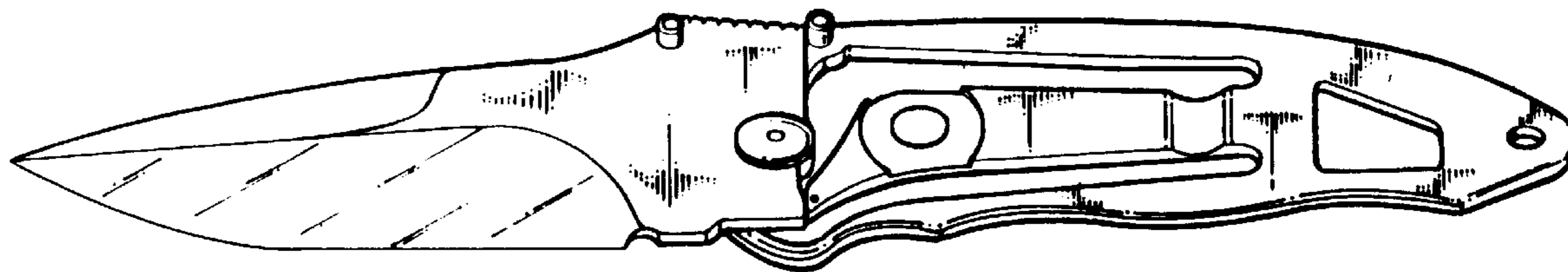
[57] **CLAIM**

The ornamental design for a knife, as shown and described.

DESCRIPTION

FIG. 1 is a front and top perspective view of a knife showing my new design.
 FIG. 2 is a front elevational view thereof;
 FIG. 3 is a rear elevational view thereof;
 FIG. 4 is a left side elevational view thereof;
 FIG. 5 is a right side elevational view thereof;
 FIG. 6 is a top plan view thereof; and,
 FIG. 7 is a bottom plan view thereof.

1 Claim, 5 Drawing Sheets



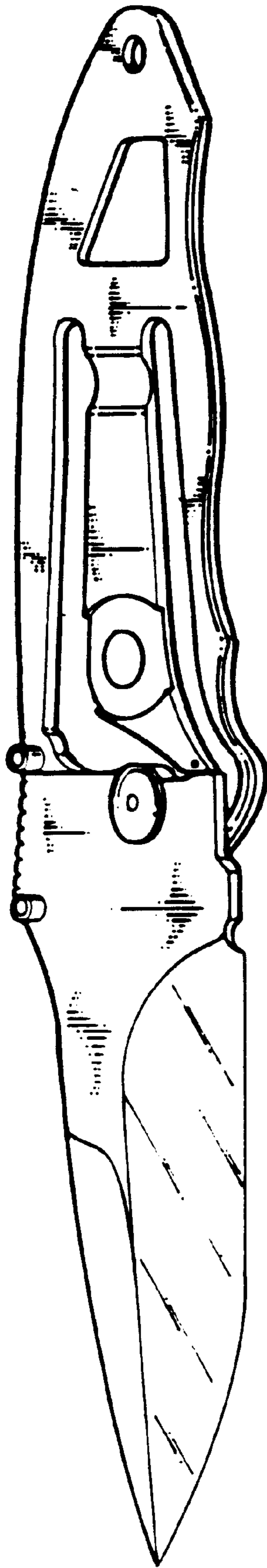


FIG 1



FIG 2



FIG 3



FIG 5



FIG 4

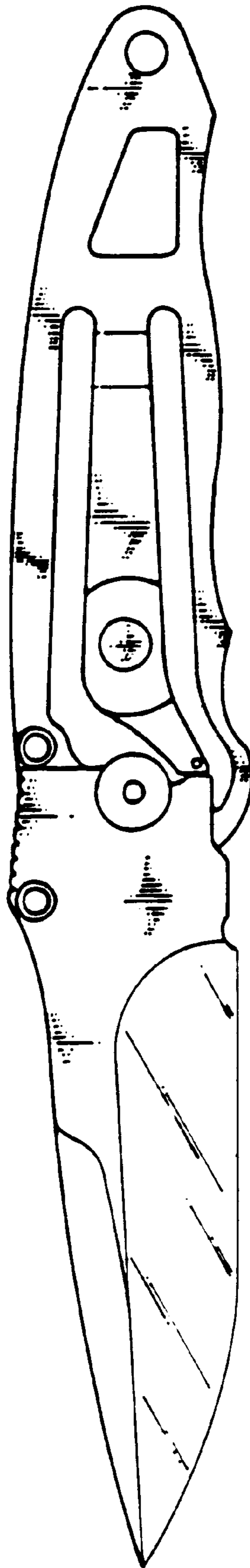


FIG 6

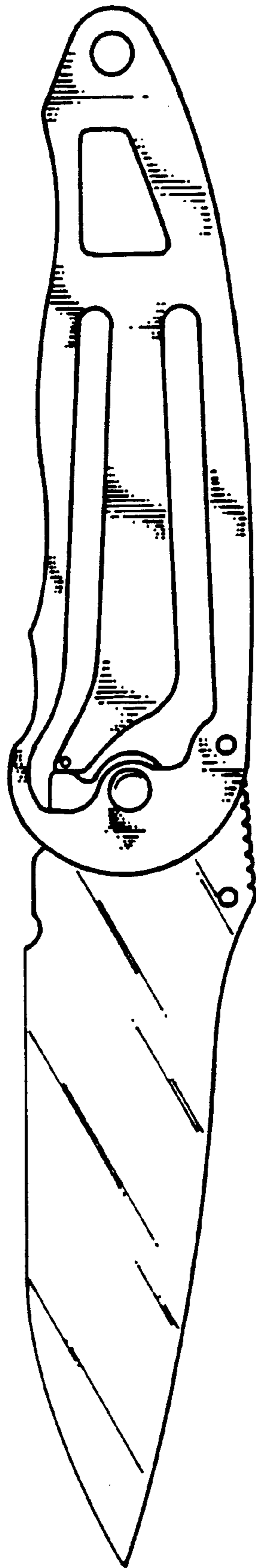


FIG 7