



US00D427028S

United States Patent [19]

[11] **Patent Number: Des. 427,028**

Zinger et al.

[45] **Date of Patent: ** Jun. 27, 2000**

[54] **COMBINATION TREE ORNAMENT AND WATERER**

Primary Examiner—Holly Baynham

[76] Inventors: **John E. Zinger**, 812 N. 3rd St., Reading, Pa. 19601; **John Loughlin**, 531 Starnes La., Taylorsville, N.C. 28681

[57] **CLAIM**

The ornamental design for a combination tree ornament and waterer, as shown and described.

[**] Term: **14 Years**

DESCRIPTION

[21] Appl. No.: **29/099,065**

FIG. 1 is a perspective view of a combination tree ornament and waterer showing our new design, closed and in use on a tree;

[22] Filed: **Jan. 12, 1999**

FIG. 2 is an enlarged perspective view thereof, shown open and without the environmental structure;

[51] **LOC (7) Cl. 08-01**

FIG. 3 is a right side elevational view thereof, the left side being a mirror image;

[52] **U.S. Cl. D8/1**

[58] **Field of Search D8/1; D11/121; 248/156, 27.8; 47/48.5, 40.5**

FIG. 4 is a front elevational view thereof;

FIG. 5 is a rear elevational view thereof;

FIG. 6 is a top plan view thereof; and,

FIG. 7 is a bottom plan view thereof.


[56] **References Cited**

U.S. PATENT DOCUMENTS

461,586	10/1891	Matzenauer	248/156 X
2,682,904	7/1954	Divine	248/156 X
5,473,838	12/1995	Denbigh	47/40.5
5,513,677	5/1996	McCurry	47/48.5 X

The dotted line showing of the tree and straps in FIG. 1 shows environmental structure which does not form a part of the claimed design.

1 Claim, 5 Drawing Sheets



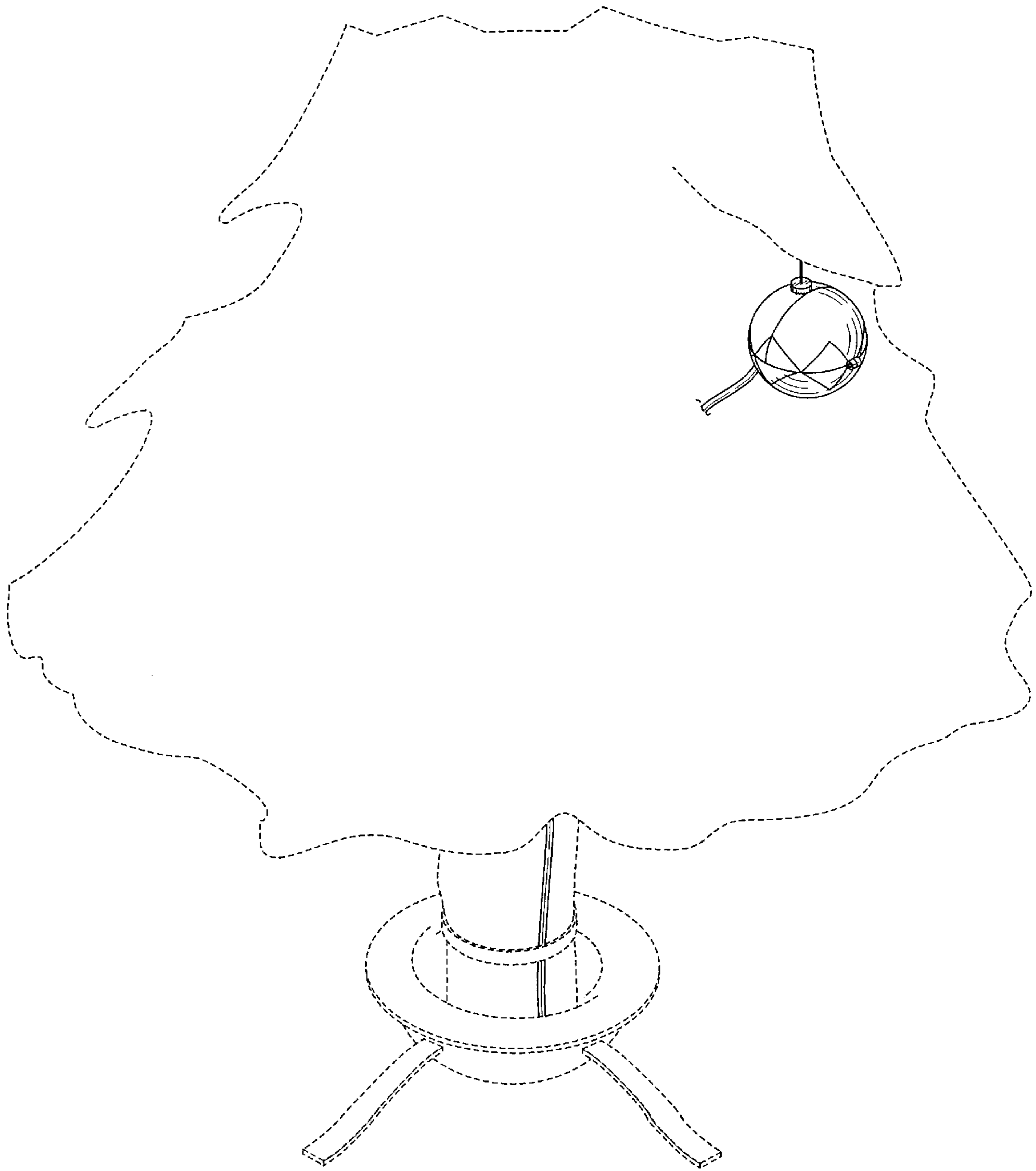


Fig. 1




Fig. 2




Fig. 3

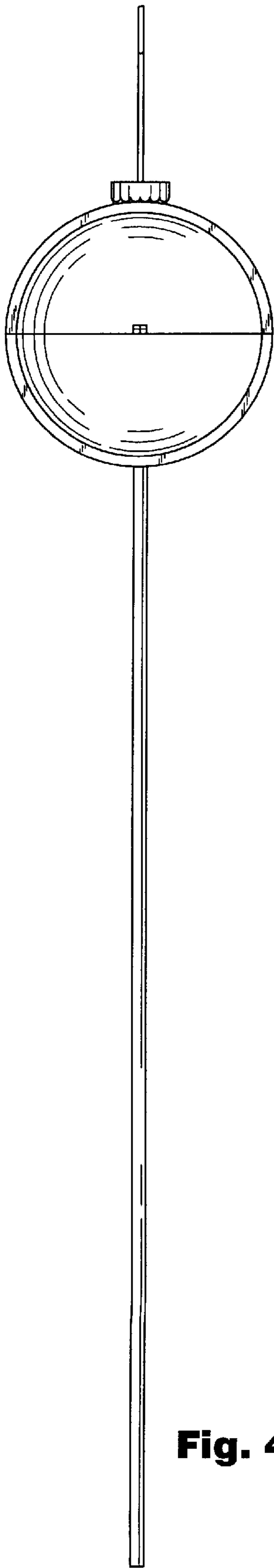


Fig. 4

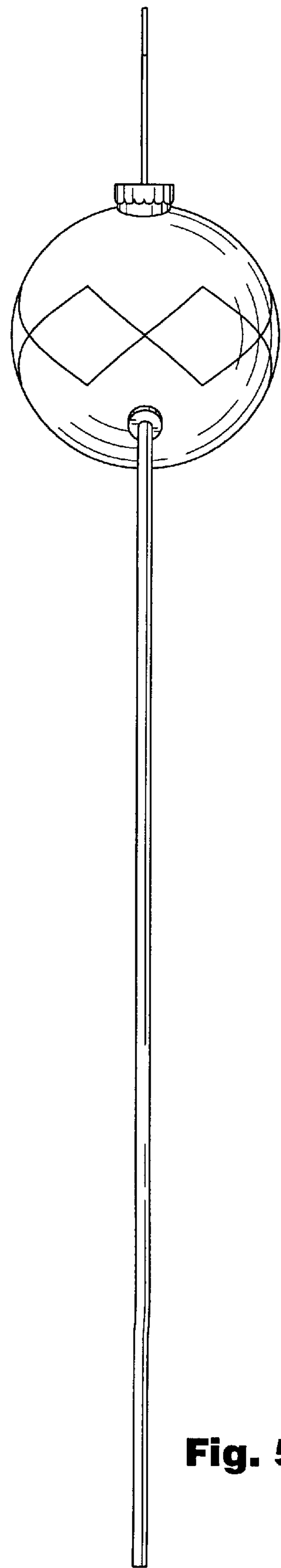


Fig. 5

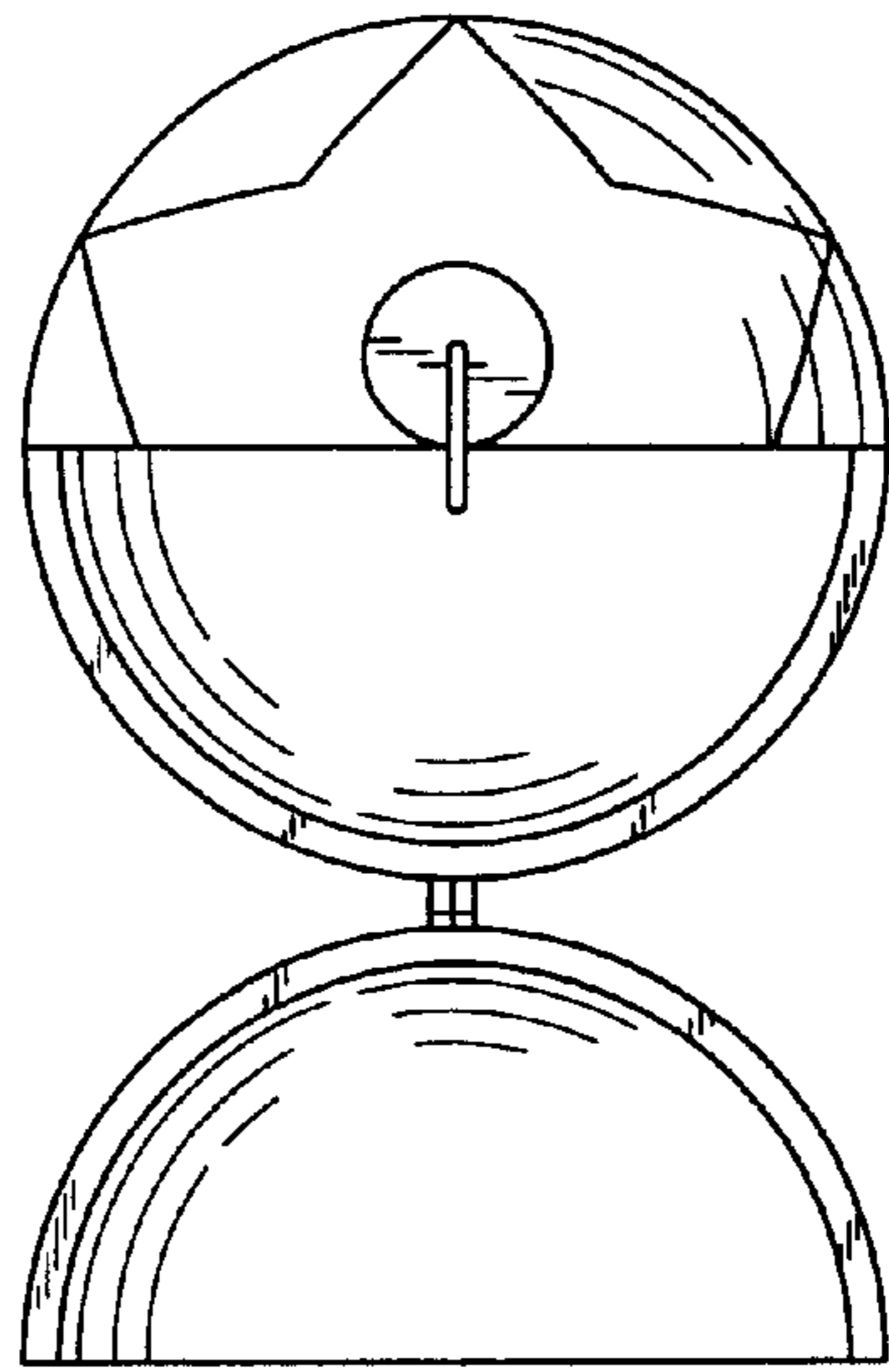


Fig. 6

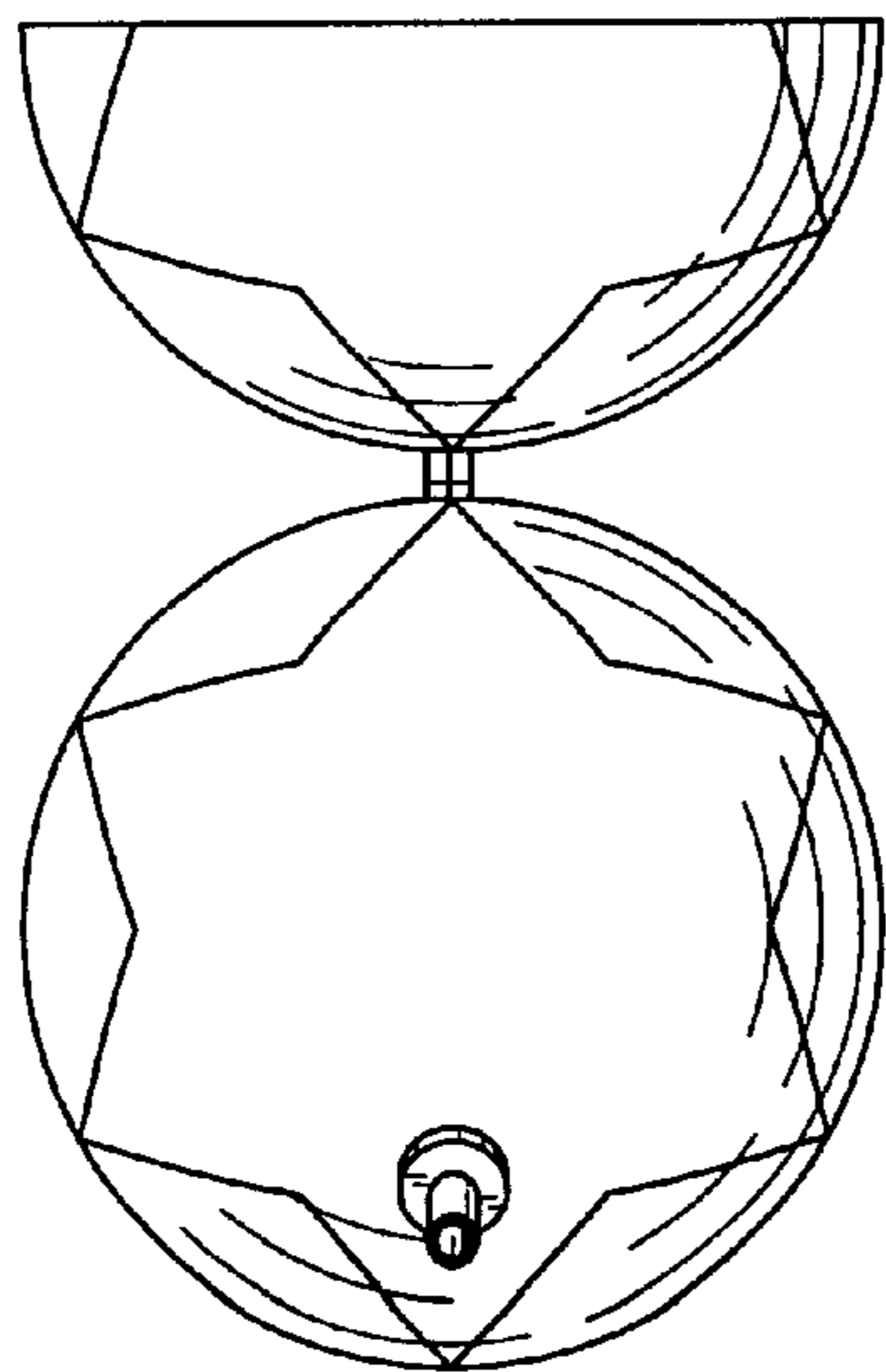


Fig. 7