



US00D427019S

United States Patent [19]

Woodworth et al.

[11] Patent Number: **Des. 427,019**

[45] Date of Patent: **** Jun. 27, 2000**

[54] **DISPENSING GUN**

D. 401,477 11/1998 Martindale D7/590
3,863,810 2/1975 Hansen 222/144.5

[75] Inventors: **Glenn Michael Woodworth; Kelvin Warren Mitchell Finch**, both of Auckland, New Zealand

Primary Examiner—Terry A. Wallace
Attorney, Agent, or Firm—Jacobson, Price, Holman & Stern, PLLC

[73] Assignee: **AEP Industries (NZ) Limited**, Auckland, New Zealand

[**] Term: **14 Years**

[57] CLAIM

The ornamental design for dispensing gun, as shown and described.

[21] Appl. No.: **29/097,229**

[22] Filed: **Dec. 2, 1998**

DESCRIPTION

[30] Foreign Application Priority Data

Jun. 2, 1998 [NZ] New Zealand 29374

FIG. 1 is a side view showing my new design for a dispensing gun,

[51] **LOC (7) Cl.** **07-06**

FIG. 2 is a front view thereof;

[52] **U.S. Cl.** **D7/590**

FIG. 3 is a top view thereof;

[58] **Field of Search** D7/590, 300, 397, D7/589, 312, 401.1; 222/385, 61, 144.5

FIG. 4 is side view of an alternate embodiment of a dispensing gun;

FIG. 5 is a front view thereof; and,

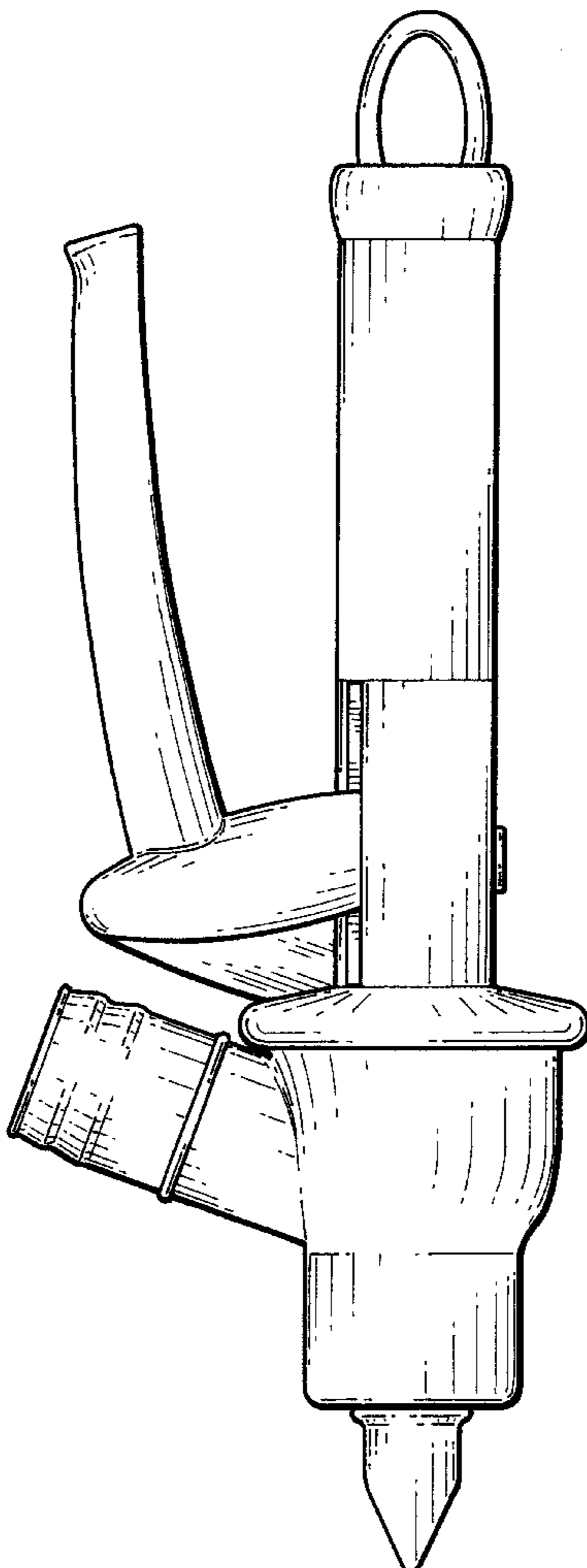
FIG. 6 is a top view thereof.

[56] References Cited

U.S. PATENT DOCUMENTS

D. 390,420 2/1998 Rapaz D7/590

1 Claim, 4 Drawing Sheets



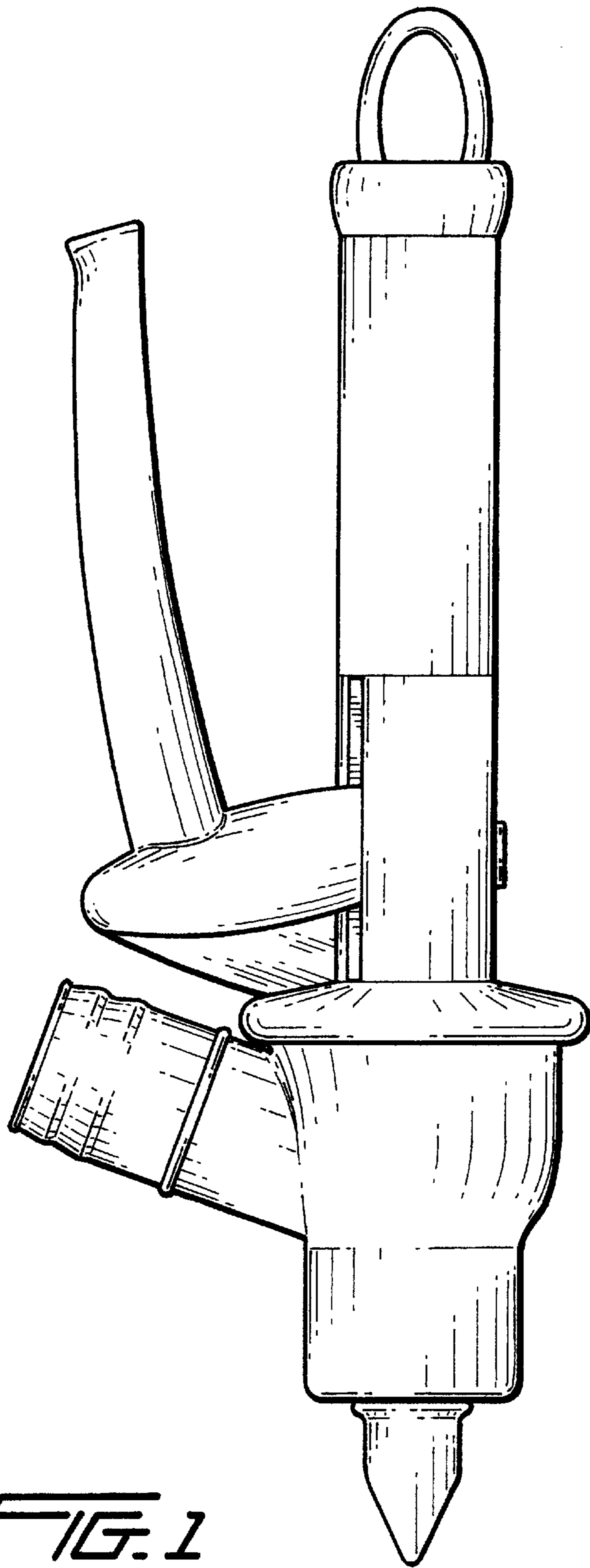


FIG. 1

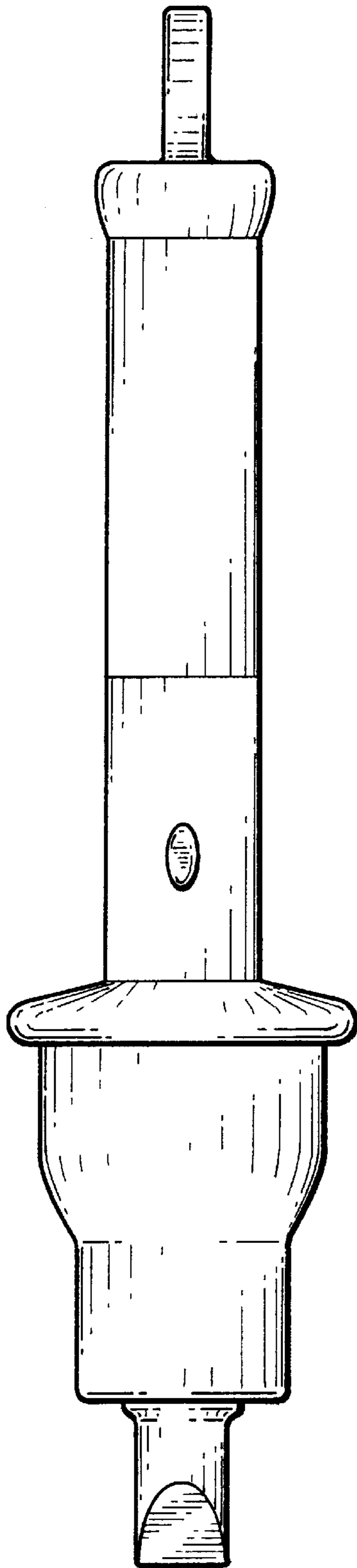


FIG. 2




FIG. 3

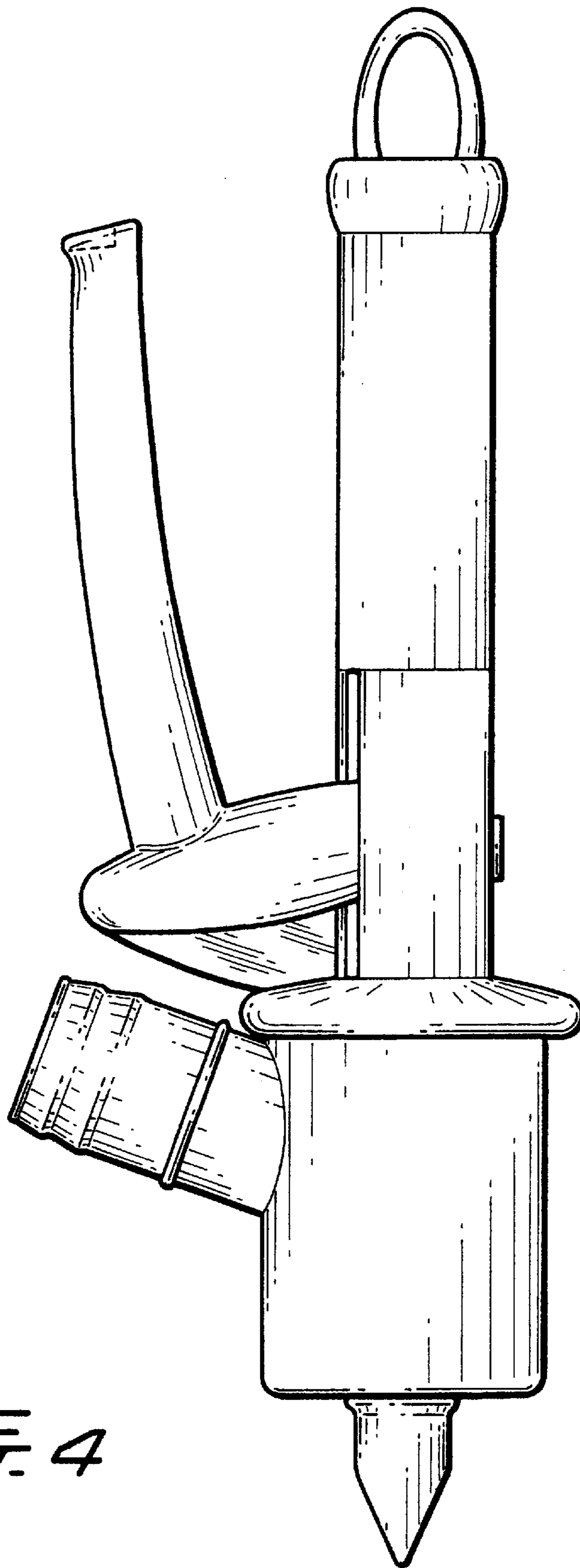


FIG. 4

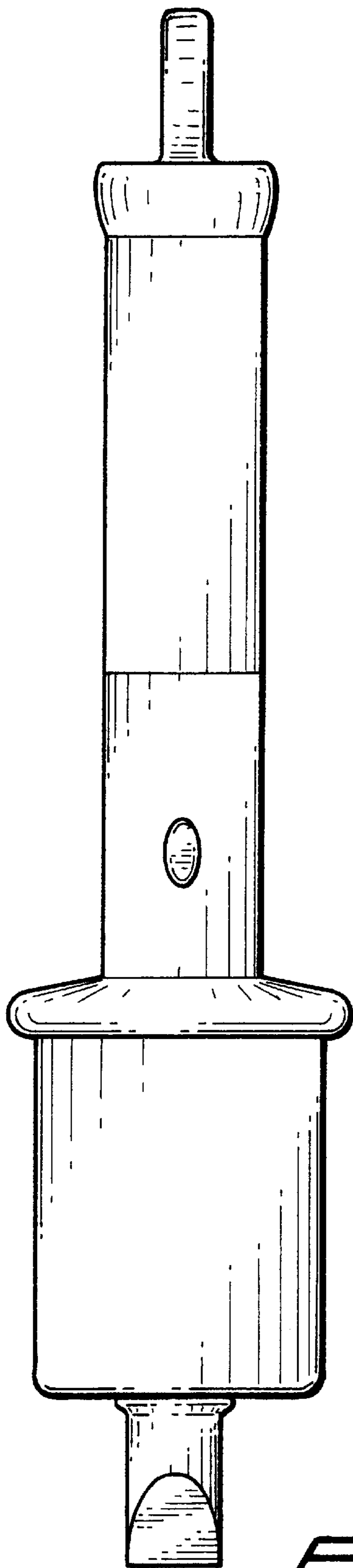


FIG. 5




FIG. 6