



US00D427005S

United States Patent [19]

Yee et al.

[11] **Patent Number: Des. 427,005**

[45] **Date of Patent: ** Jun. 27, 2000**

[54] **DECANTER WITH INVERTED SPOUT**

[76] Inventors: **Vincent Yee**, 14122D Marquesas Way, Marina del Rey, Calif. 90292;
Chang-soo Kang, 4027 W. Ingraham St., Los Angeles, Calif. 90005

[**] Term: **14 Years**

[21] Appl. No.: **29/089,761**

[22] Filed: **Jun. 22, 1998**

[51] **LOC (7) Cl.** **07-01**

[52] **U.S. Cl.** **D7/321; D7/312**

[58] **Field of Search** D7/312, 316, 317, D7/318, 319, 321, 322, 598, 600, 590, 300; 99/295, 289 R, 279; 210/474; 222/459, 465.1, 469

[56] **References Cited**

U.S. PATENT DOCUMENTS

D. 10,312 11/1877 Jeffords D7/318

D. 119,738	4/1940	Cooner, Jr.	D7/312
D. 272,884	3/1984	Seibel	D7/321
D. 359,875	7/1995	Piva	D7/319
D. 371,714	7/1996	Lewis	D7/318
D. 380,336	7/1997	Zive	D7/321

Primary Examiner—M. N. Pandozzi
Attorney, Agent, or Firm—Kleinberg & Lerner, LLP


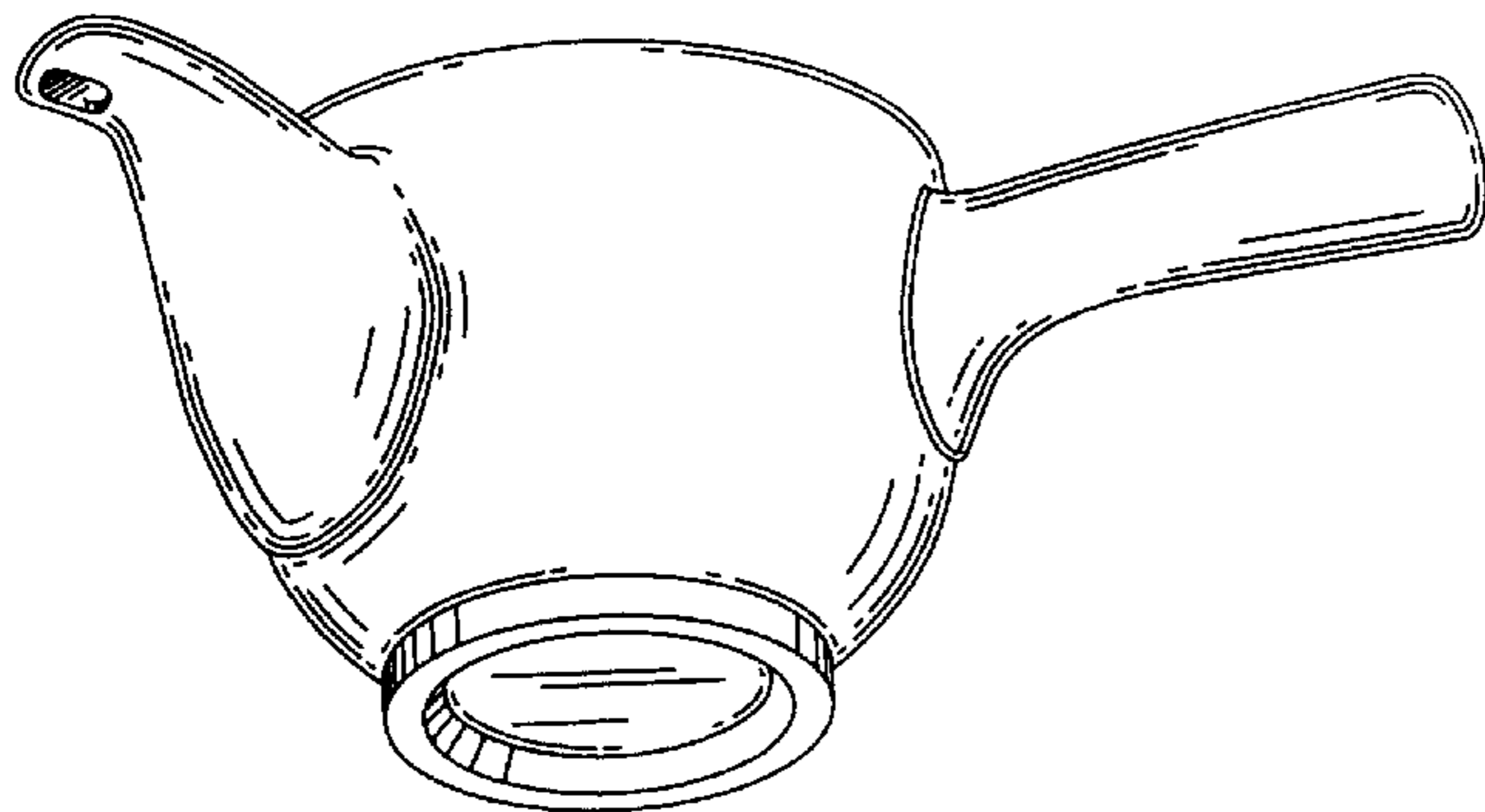
[57] **CLAIM**

The ornamental design for a decanter with inverted spout, as shown.

DESCRIPTION

FIG. 1 is a top plan view;
FIG. 2 is a bottom, front, right side perspective view.
FIG. 3 is a left side elevational view; and,
FIG. 4 is a sectional view thereof, taken along line 4—4 of FIG. 1.

1 Claim, 1 Drawing Sheet




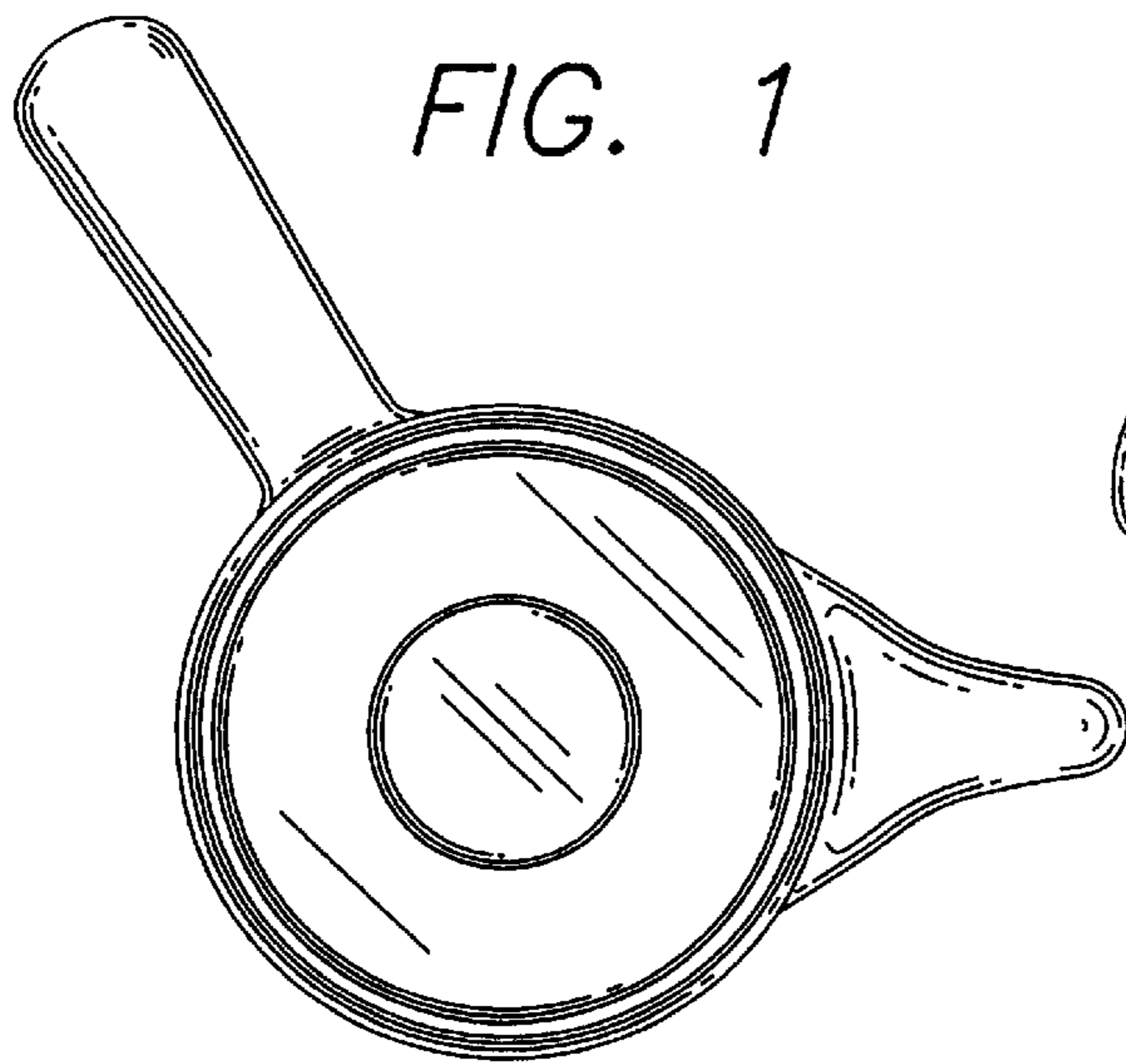


FIG. 2

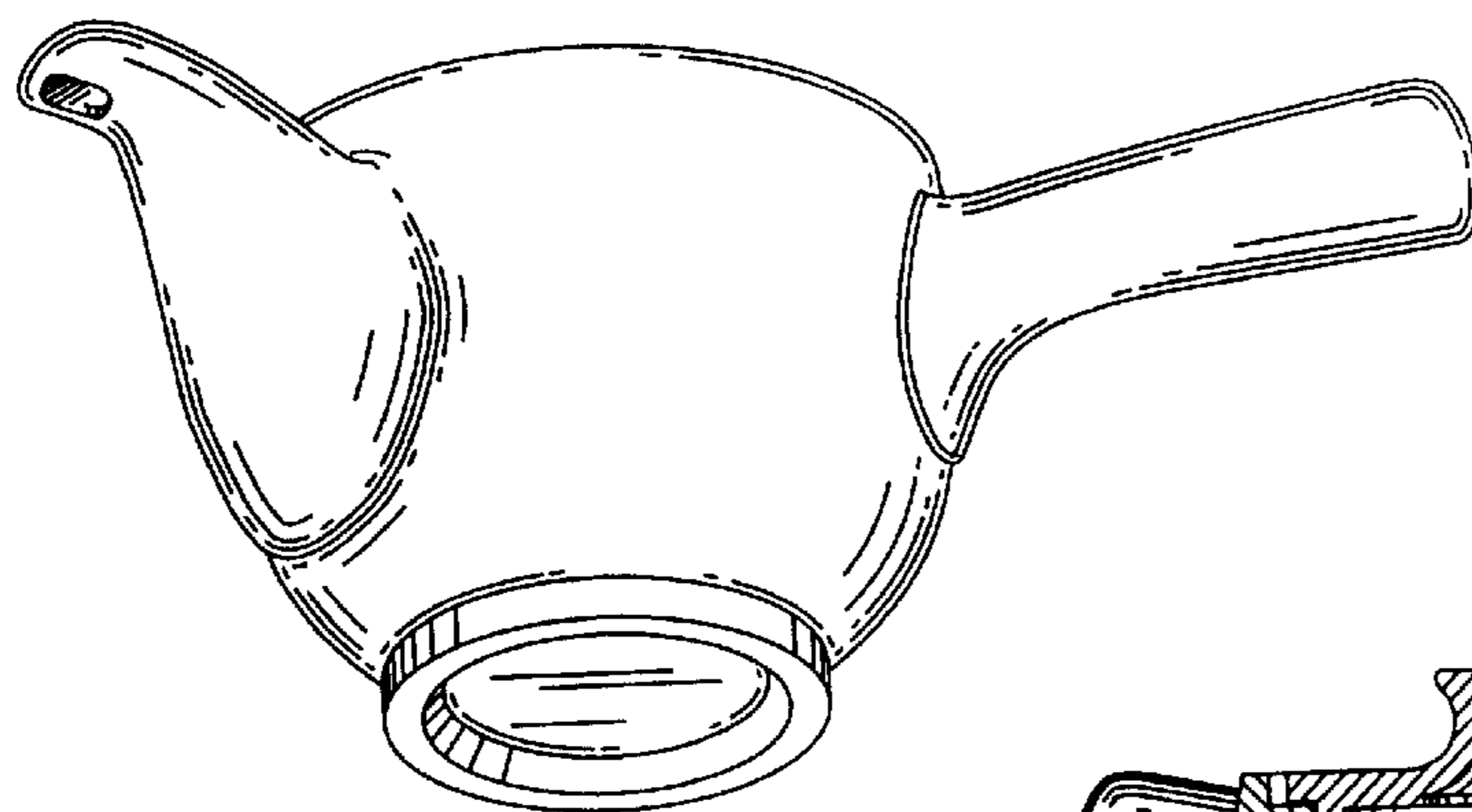


FIG. 4

