



US00D427000S

United States Patent [19] Brown

[11] Patent Number: Des. 427,000
[45] Date of Patent: ** Jun. 27, 2000

[54] **SUPPORTING DEVICE FOR COMPACT DISC BOXES**

[76] Inventor: **Julian Francis Brown**, 6 Princes Buildings, George Street, Bath BA1 2ED, United Kingdom

[**] Term: **14 Years**

[21] Appl. No.: **29/099,708**

[22] Filed: **Jan. 28, 1999**

[30] **Foreign Application Priority Data**

Jan. 25, 1999 [IL] Israel MI9900028

[51] **LOC (7) Cl.** **06-04**

[52] **U.S. Cl.** **D6/629; D6/467**

[58] **Field of Search** D6/407, 626-630, D6/462-468, 450, 457, 473-476, 556-567, 570-572, 553, 470, 436; 312/9.1-9.64; D19/90, 75, 86; D32/55, 58; 211/40, 41.1, 41.2, 41.3, 41.4, 42, 41.12, 44, 41.18, 48; 206/307.1, 307, 308.1, 445, 387.15, 454, 387.1, 425

[56] **References Cited**

U.S. PATENT DOCUMENTS

D. 215,535	10/1969	Tucker	D19/86
D. 308,609	6/1990	Handler et al.	D6/436
D. 315,982	4/1991	Kunimune et al.	D6/631
D. 316,481	4/1991	Kunimune et al.	D6/631
D. 322,725	12/1991	Strickland, III	D6/631
D. 367,796	3/1996	Ozeki	D6/629
D. 416,706	11/1999	Johnson, Jr.	D6/407
3,337,059	8/1967	LeHoy	211/40 X
4,892,189	1/1990	Kunimune et al.	206/308.1 X

4,919,287	4/1990	Haskett et al.	211/40
4,940,147	7/1990	Hunt	211/40
4,951,826	8/1990	Tompkins	206/308.1
5,040,687	8/1991	Whittington	211/40
5,232,089	8/1993	Kim	206/308.1
5,261,534	11/1993	Krebs et al.	206/308.1
5,351,835	10/1994	Hallgren	211/40
5,375,706	12/1994	Perez	206/309
5,413,215	5/1995	Hardinger, Jr.	206/308.1
5,988,405	11/1999	Weisenburger	211/40

Primary Examiner—Jeffrey Asch
Attorney, Agent, or Firm—Steinberg, Raskin & Liberchuk, P.C.

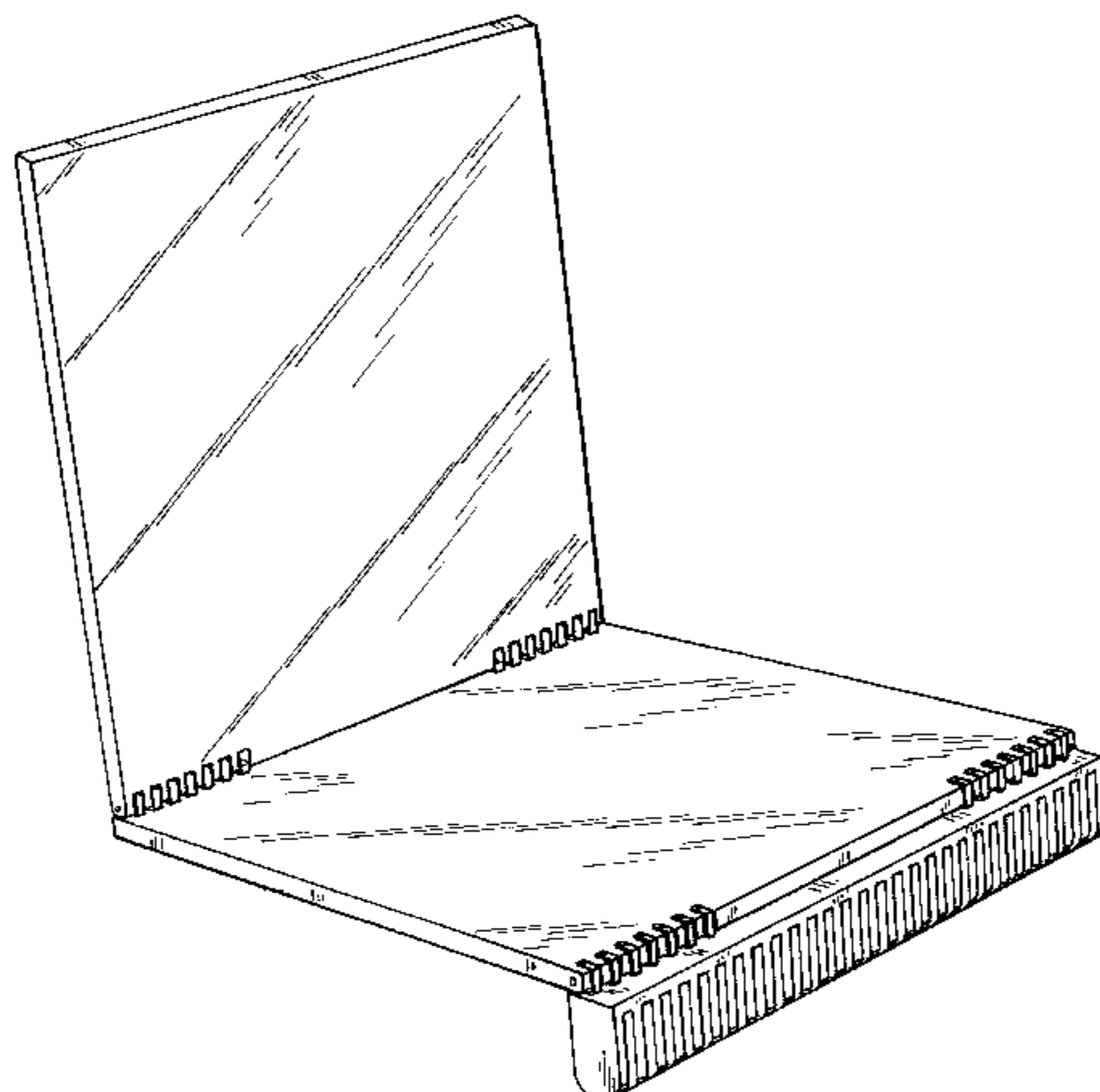
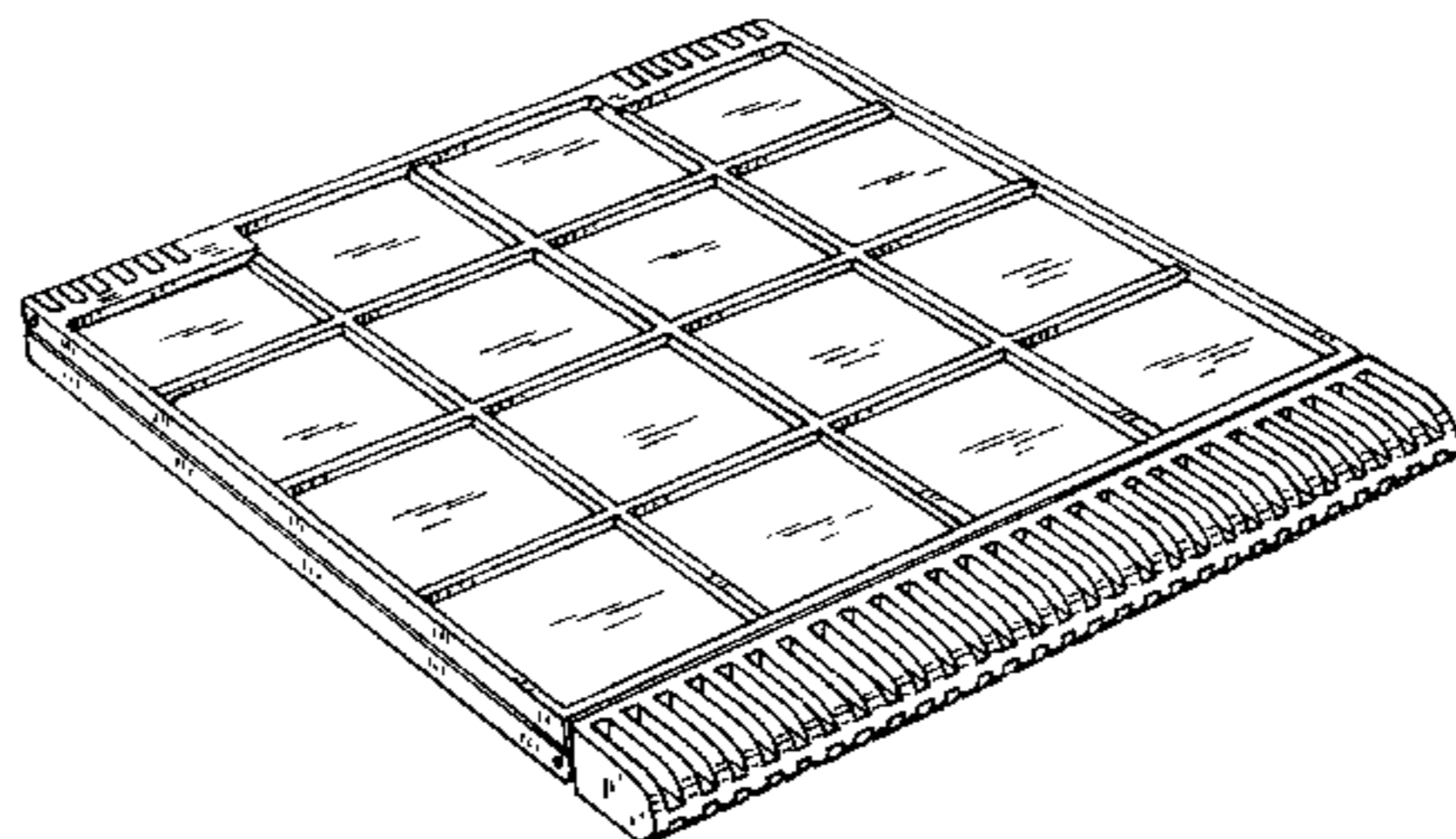
[57] **CLAIM**

The ornamental design for a supporting device for compact disc boxes, as shown and described.

DESCRIPTION

FIG. 1 is a left side view of a supporting device for compact disc boxes in a closed position showing my new design; FIG. 2 is a front view thereof; FIG. 3 is a right side view thereof; FIG. 4 is a rear view thereof; FIG. 5 is a bottom view thereof; FIG. 6 is a perspective view thereof; FIG. 7 is a top view thereof; FIG. 8 is a perspective view thereof in an open position; FIG. 9 is a front view thereof in the open position; FIG. 10 is a bottom side thereof in the open position; FIG. 11 is a top view thereof in the open position; FIG. 12 is a left side view thereof in the open position; FIG. 13 is a rear view thereof in the open position; and, FIG. 14 is a right side thereof in the open position.

1 Claim, 6 Drawing Sheets






Fig. 1



Fig. 2

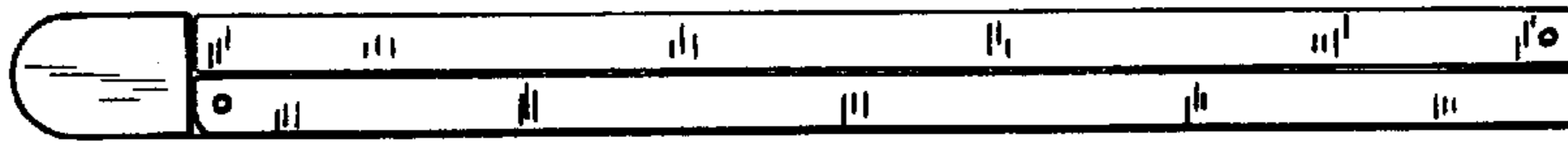


Fig. 3




Fig. 4

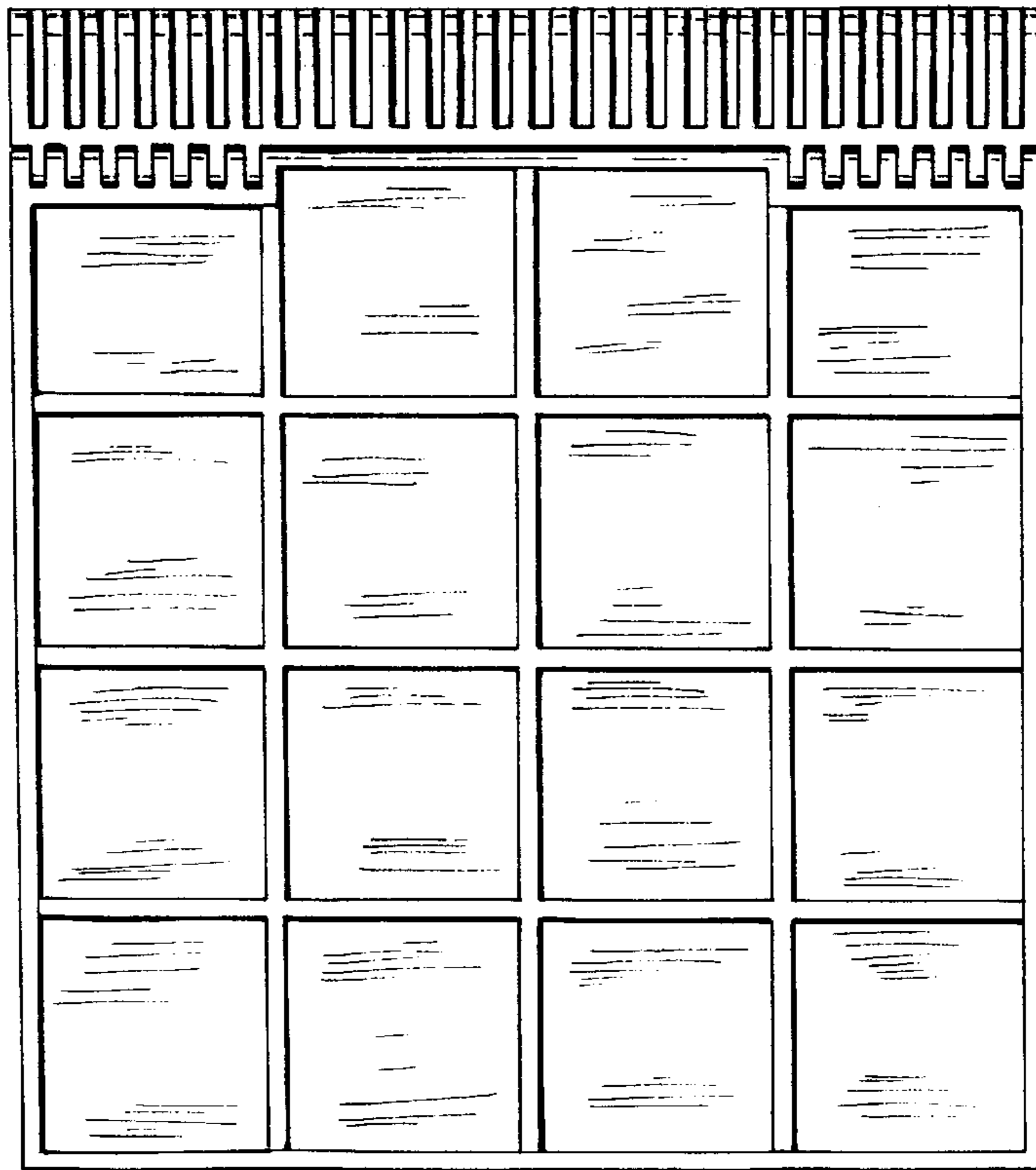


Fig. 5

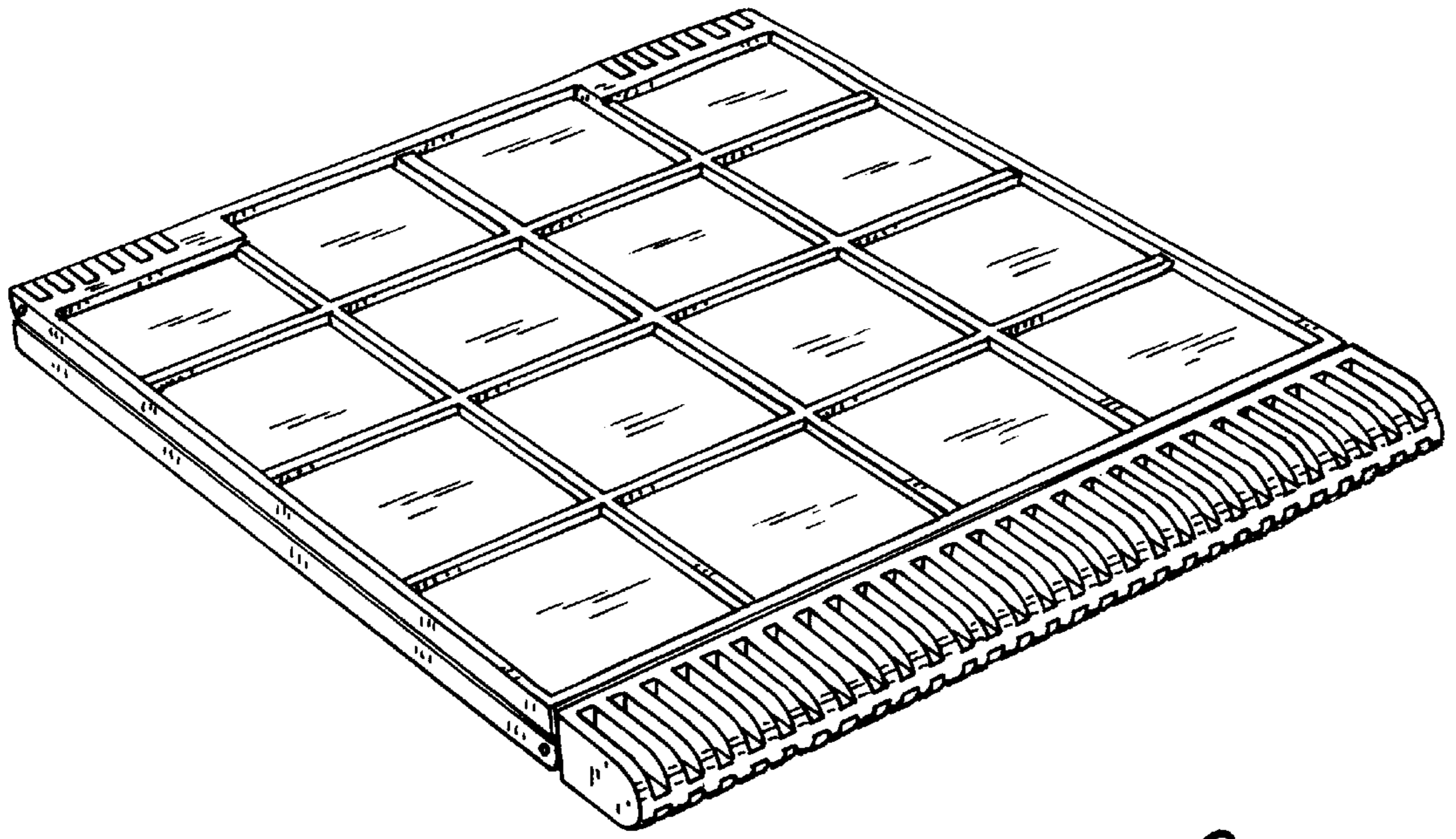


Fig. 6




Fig. 7

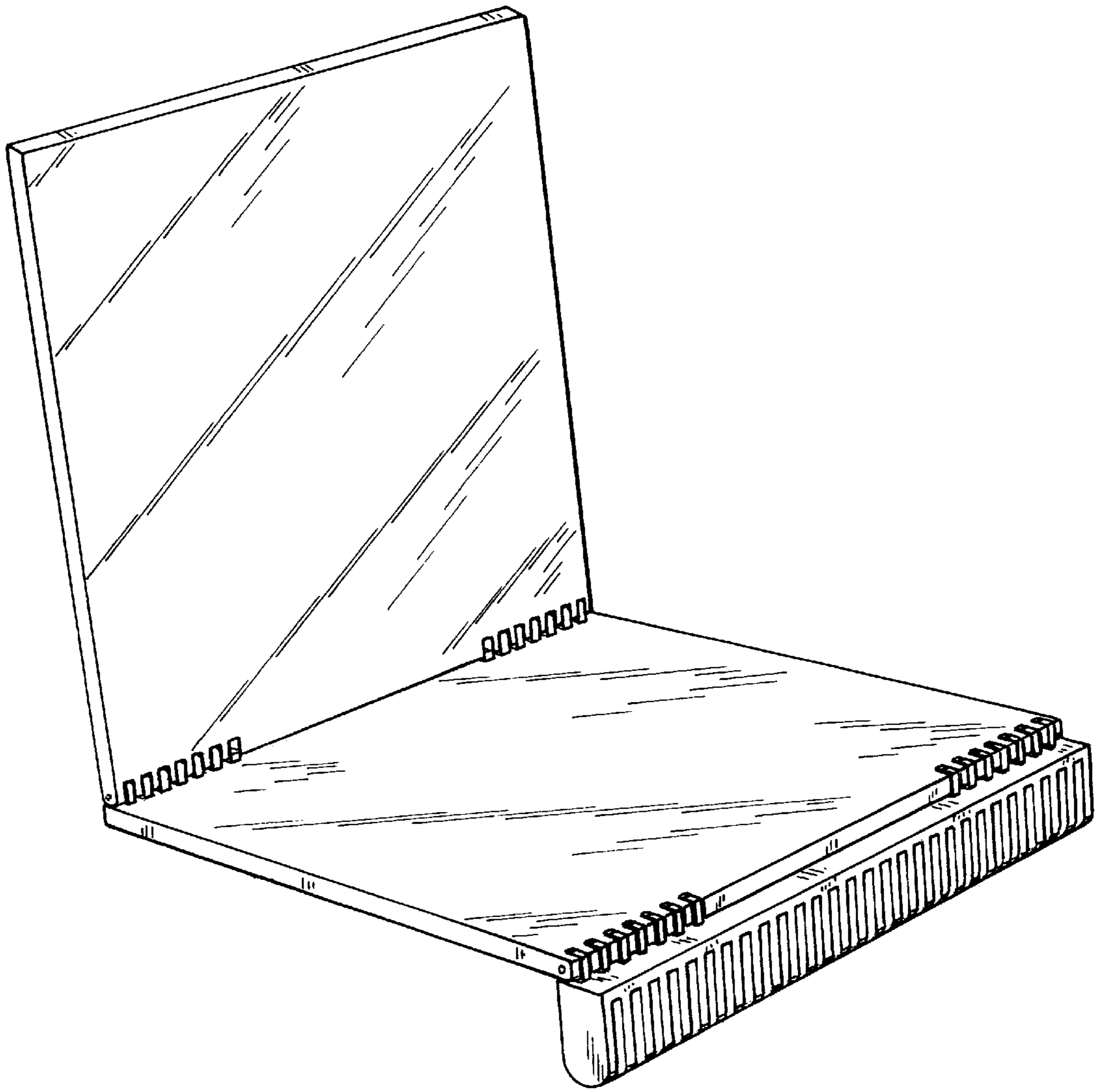


Fig. 8

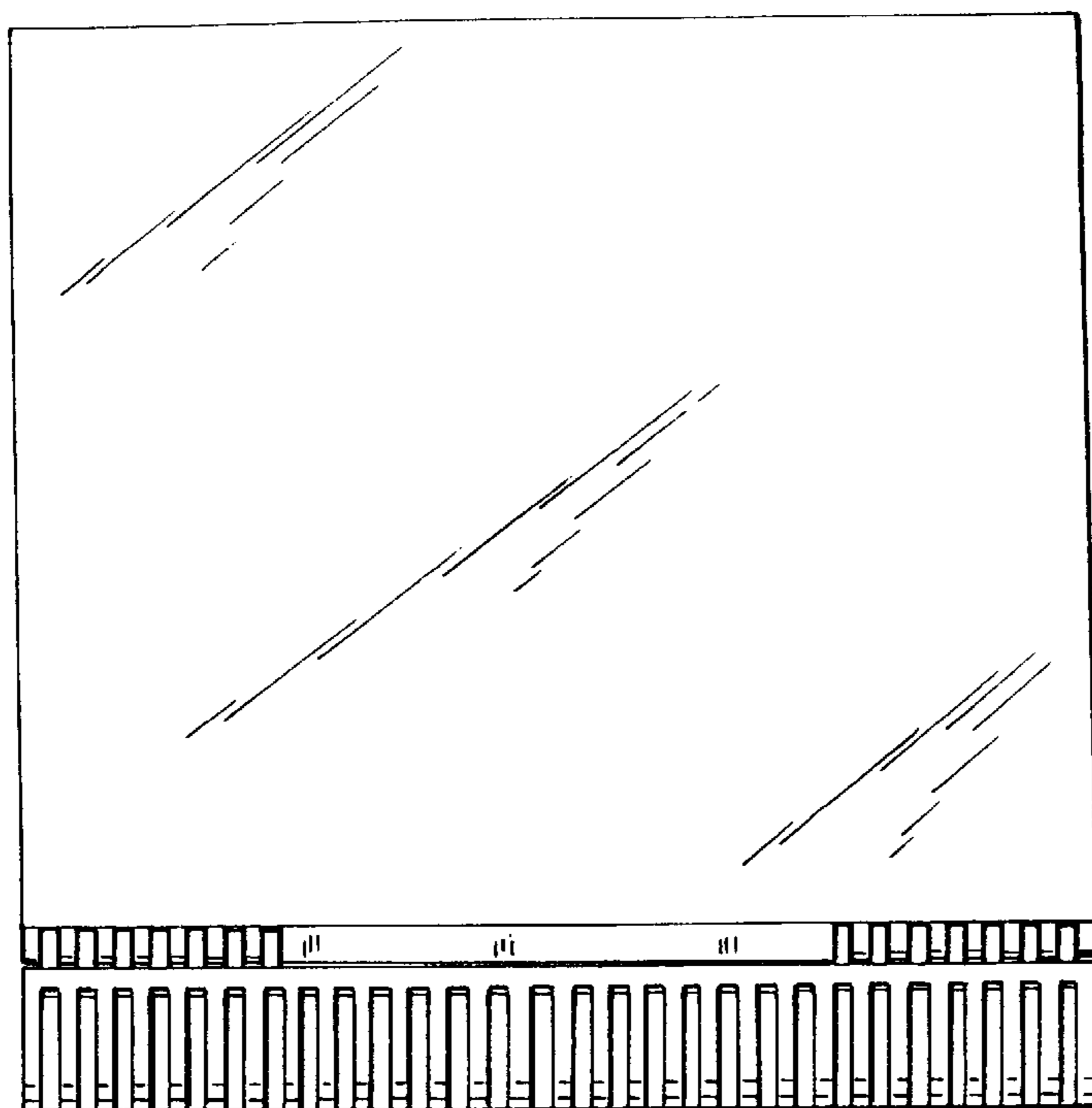


Fig. 9




Fig. 10




Fig. 11

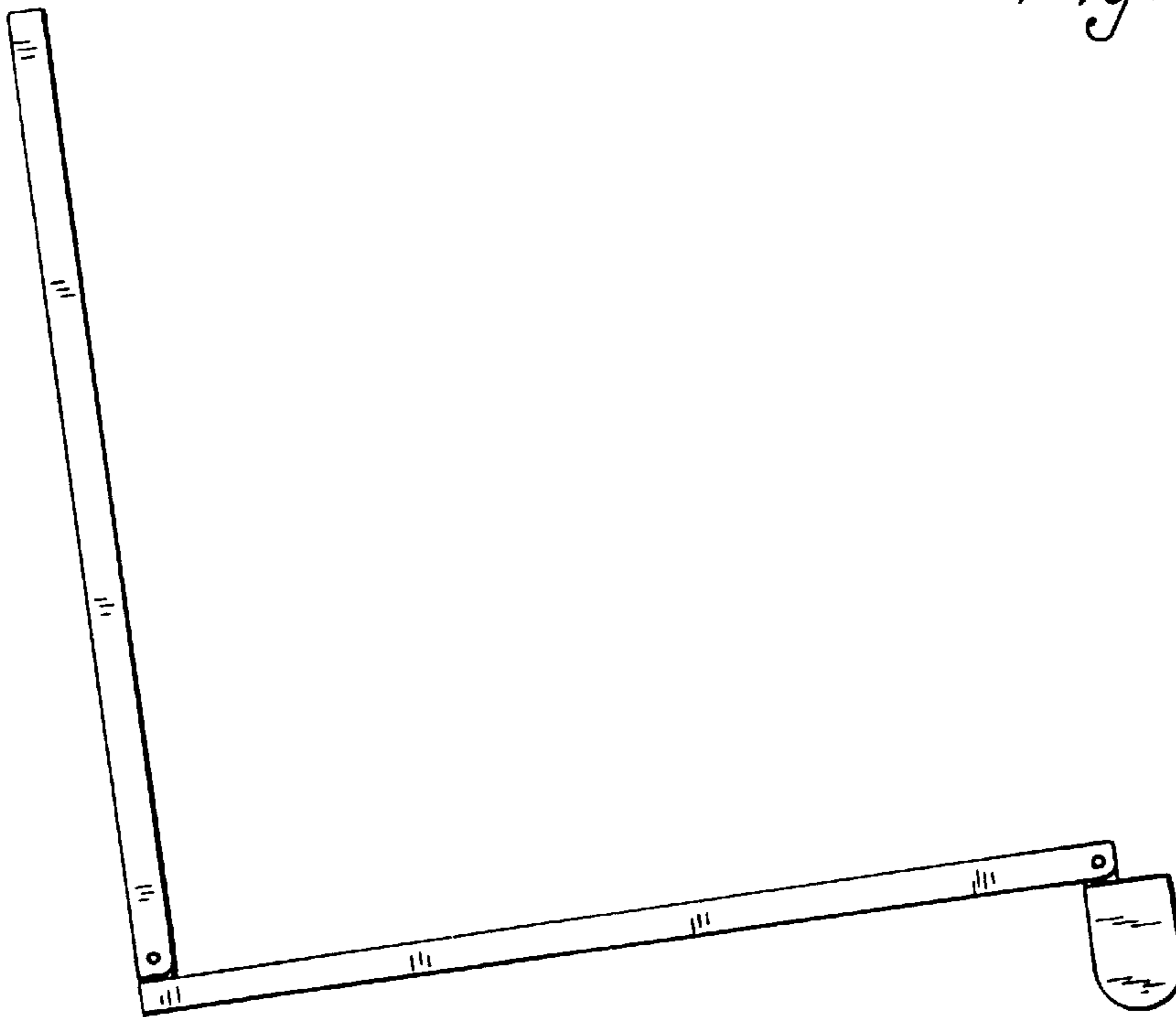


Fig. 12




Fig. 13

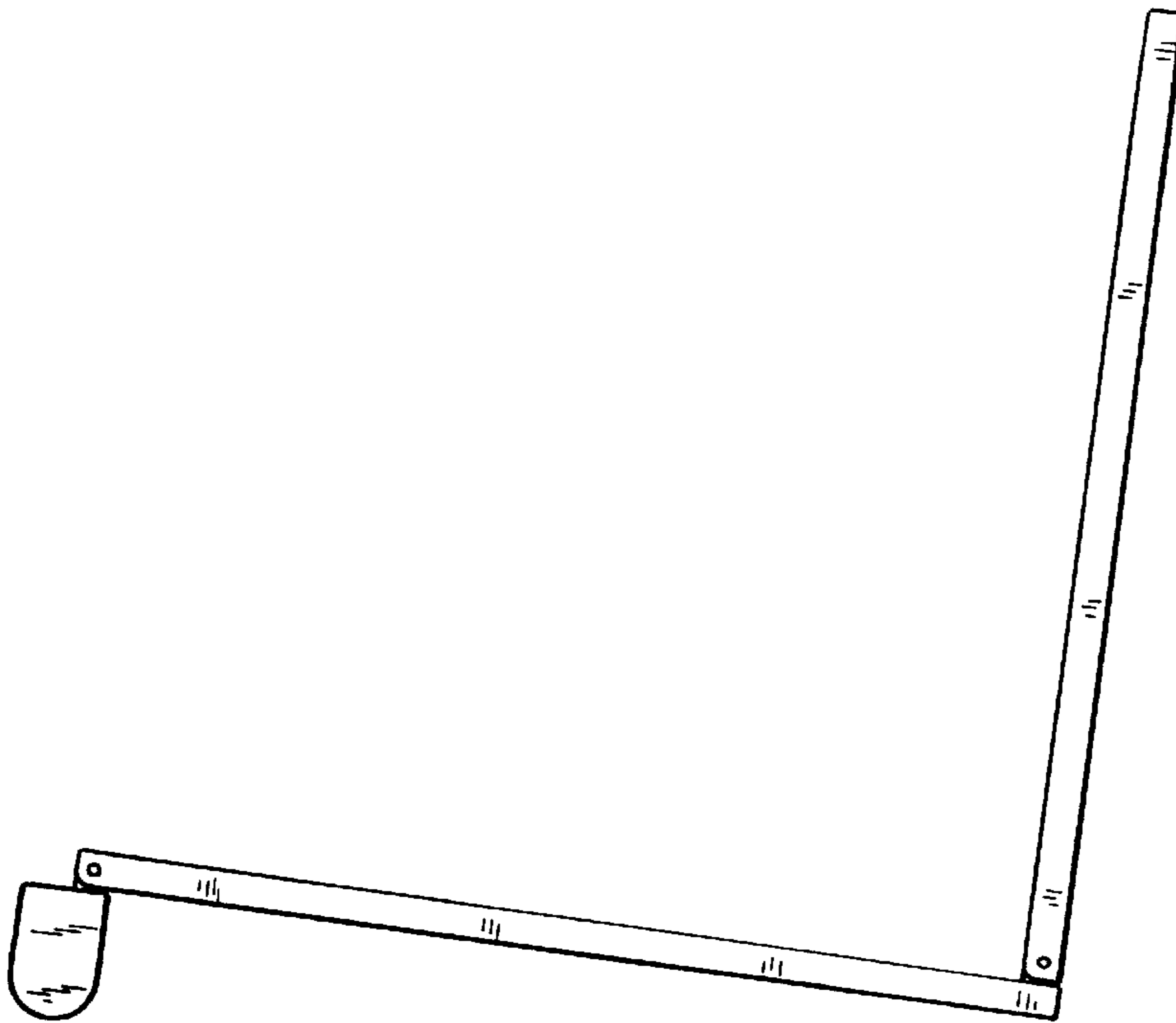


Fig. 14

UNITED STATES PATENT AND TRADEMARK OFFICE
CERTIFICATE OF CORRECTION

PATENT NO. : D 427,000
DATED : June 27, 2000
INVENTOR(S) : Julian Francis Brown

Page 1 of 1

It is certified that error appears in the above-identified patent and that said Letters Patent is hereby corrected as shown below:

Title Page:

Item [30], "[IL] Israel" should read--[IT] Italy--

Signed and Sealed this

Third Day of July, 2001

Nicholas P. Godici

Attest:

Attesting Officer

NICHOLAS P. GODICI

Acting Director of the United States Patent and Trademark Office