



US00D426990S

United States Patent [19] Mitchell

[11] **Patent Number: Des. 426,990**

[45] **Date of Patent: ** Jun. 27, 2000**

[54] **ENVELOPE PACKAGE DISPENSER**

[76] Inventor: **Suzette Mitchell**, 2101 Thornhill St.,
Port Huron, Mich. 48060

[**] Term: **14 Years**

[21] Appl. No.: **29/115,329**

[22] Filed: **Dec. 13, 1999**

[51] **LOC (7) Cl.** **20-02**

[52] **U.S. Cl.** **D6/517; D6/515**

[58] **Field of Search** D6/515, 517, 518;
206/214, 215, 425, 449; 221/282, 283,
281; 222/173, 180, 181.1, 181.2

[56] **References Cited**

U.S. PATENT DOCUMENTS

D. 250,241	11/1978	Braginetz	D6/517 X
D. 321,647	11/1991	Oldorf	D6/517 X
D. 322,905	1/1992	Decker	D6/515
D. 363,830	11/1995	Forrest	D6/515 X
D. 375,010	10/1996	Karnes	D6/515
5,447,253	9/1995	Williams	221/281 X

FOREIGN PATENT DOCUMENTS

1036718 7/1966 United Kingdom .

Primary Examiner—Brian N. Vinson
Attorney, Agent, or Firm—Richard C. Litman


[57] **CLAIM**

The ornamental design for an envelope package dispenser, as shown and described.

DESCRIPTION

FIG. 1 is a perspective view of an envelope package dispenser showing my new design; FIG. 2 is a front elevational view thereof; FIG. 3 is a top plan view thereof; FIG. 4 is a right side elevational view with the left side being a mirror image thereof; FIG. 5 is a rear elevational view thereof; FIG. 6 is a bottom plan view thereof; and, FIG. 7 is an environmental left elevational view thereof. The broken line showing of the packets, interior wall, and human hand in FIG. 7, is for illustrative purposes only and forms no part of the claimed design.

1 Claim, 3 Drawing Sheets






Fig. 1

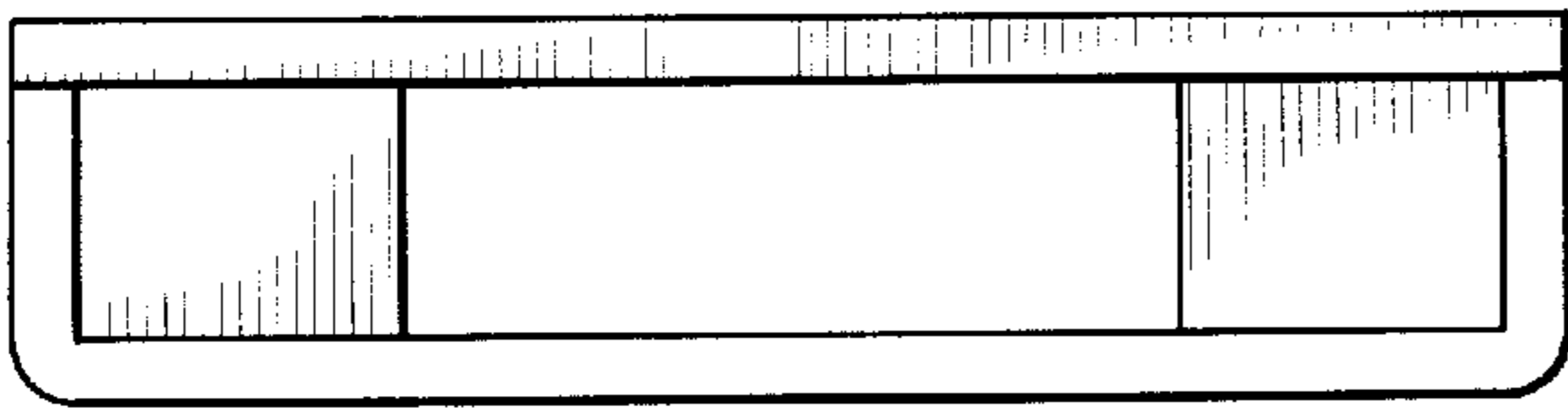


Fig. 3

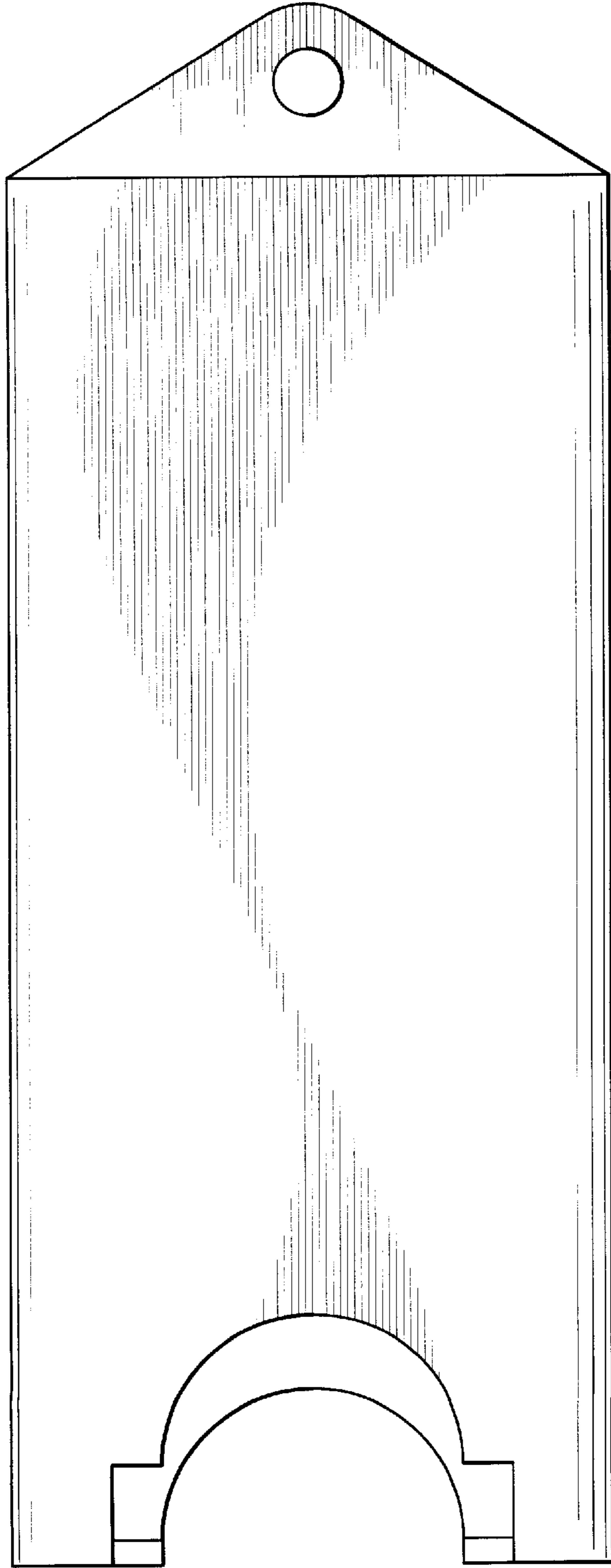


Fig. 2




Fig. 4




Fig. 5




Fig. 6

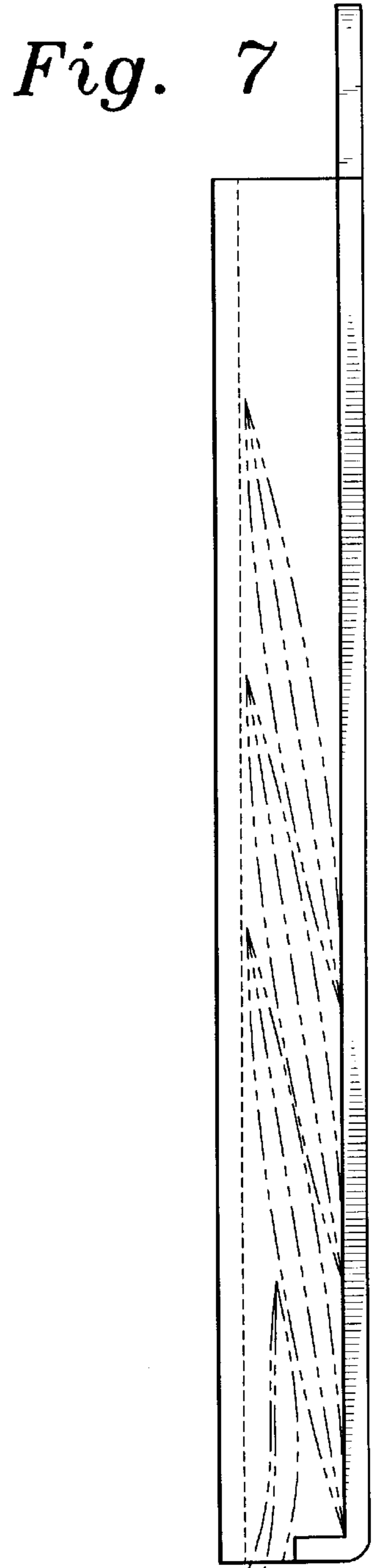


Fig. 7

