



US00D426983S

United States Patent [19]

[11] Patent Number: **Des. 426,983**

Santoviz, Jr.

[45] Date of Patent: **** Jun. 27, 2000**

[54] **GOLF BALL DISPLAY**

[76] Inventor: **Frank J. Santoviz, Jr.**, 461 Zehnder Dr., Frankenmuth, Mich. 48734

[**] Term: **14 Years**

[21] Appl. No.: **29/104,796**

[22] Filed: **May 12, 1999**

[51] **LOC (7) Cl.** **06-04**

[52] **U.S. Cl.** **D6/450; D6/552**

[58] **Field of Search** D6/450, 552; D3/257; D21/308, 717, 753, 796; 206/315.1, 315.9; 211/85.7, 85.9, 14

[56] **References Cited**

U.S. PATENT DOCUMENTS

D. 339,259	9/1993	Kocon	D6/552
D. 339,494	9/1993	Kocon	D6/552
D. 366,584	1/1996	Ellis	D6/552
2,954,874	10/1960	Rouse	211/85.9

OTHER PUBLICATIONS

P. 26 of magazine brochure entitled The Golf Co Holiday '98. The attached from The Golf Co brochure illustrates a putting green ball display which has the shape of a crescent

shaped green which is completely dissimilar and non-analogous to Applicant's new and novel golf ball display illustrated in the attached drawing.

Primary Examiner—Cathron B. Matta
Attorney, Agent, or Firm—John J. Swartz

[57] **CLAIM**

The ornamental design for a golf ball display, as shown and described.

DESCRIPTION

FIG. 1 is a front elevational view of golf ball display illustrating my new design;

FIG. 2 is a top plan view thereof;

FIG. 3 is a bottom view of the golf ball display illustrated in FIG. 1;

FIG. 4 is a side elevational view taken from the left side of the golf ball display illustrated in FIG. 1;

FIG. 5 is an opposite side elevational view, taken from the right side of the golf ball display illustrated in FIG. 1; and,

FIG. 6 is a rear elevational view of the golf ball display illustrated in FIG. 1.

The broken line showing of balls is for illustrative purposes only and forms no part of the claimed design.

1 Claim, 4 Drawing Sheets

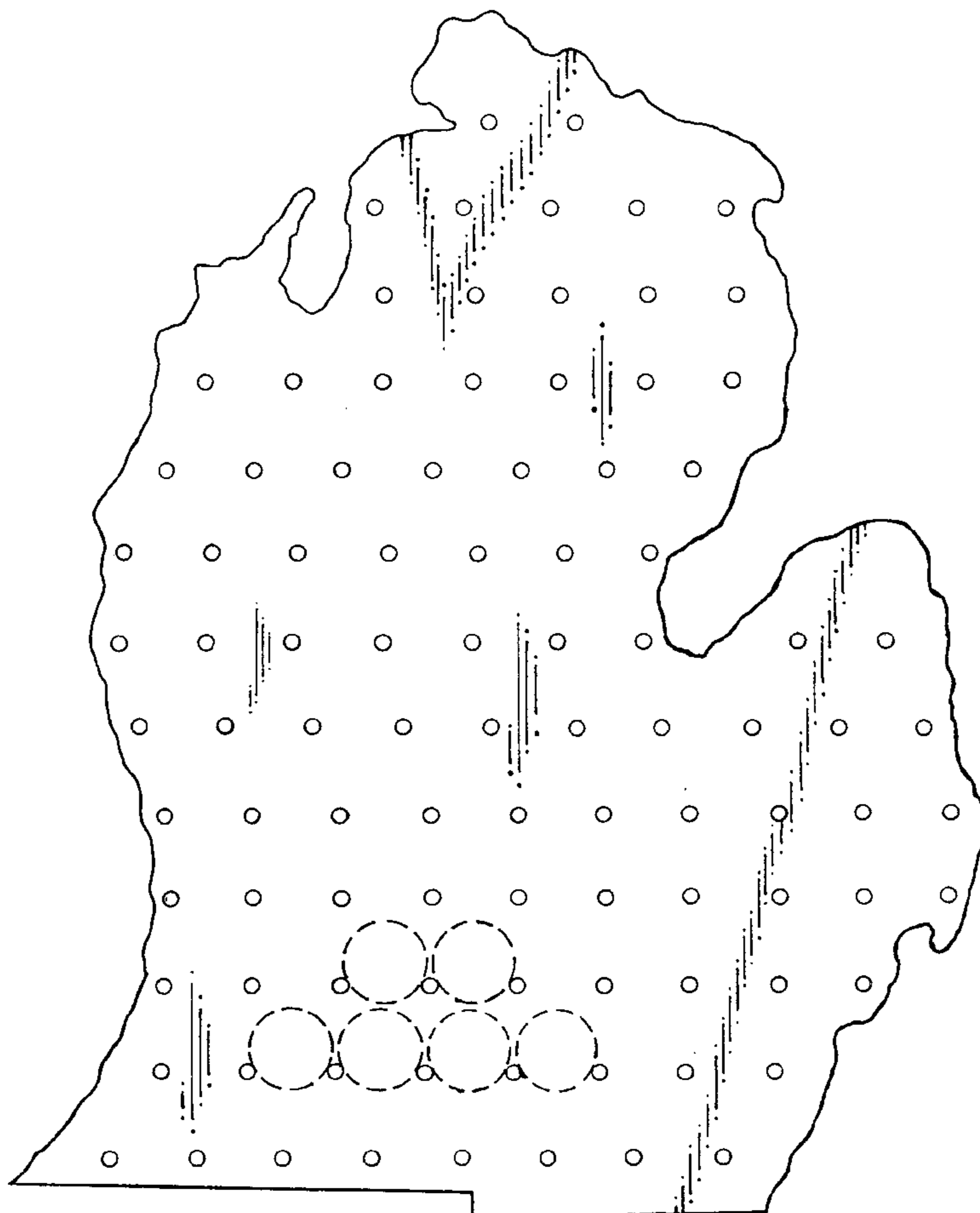
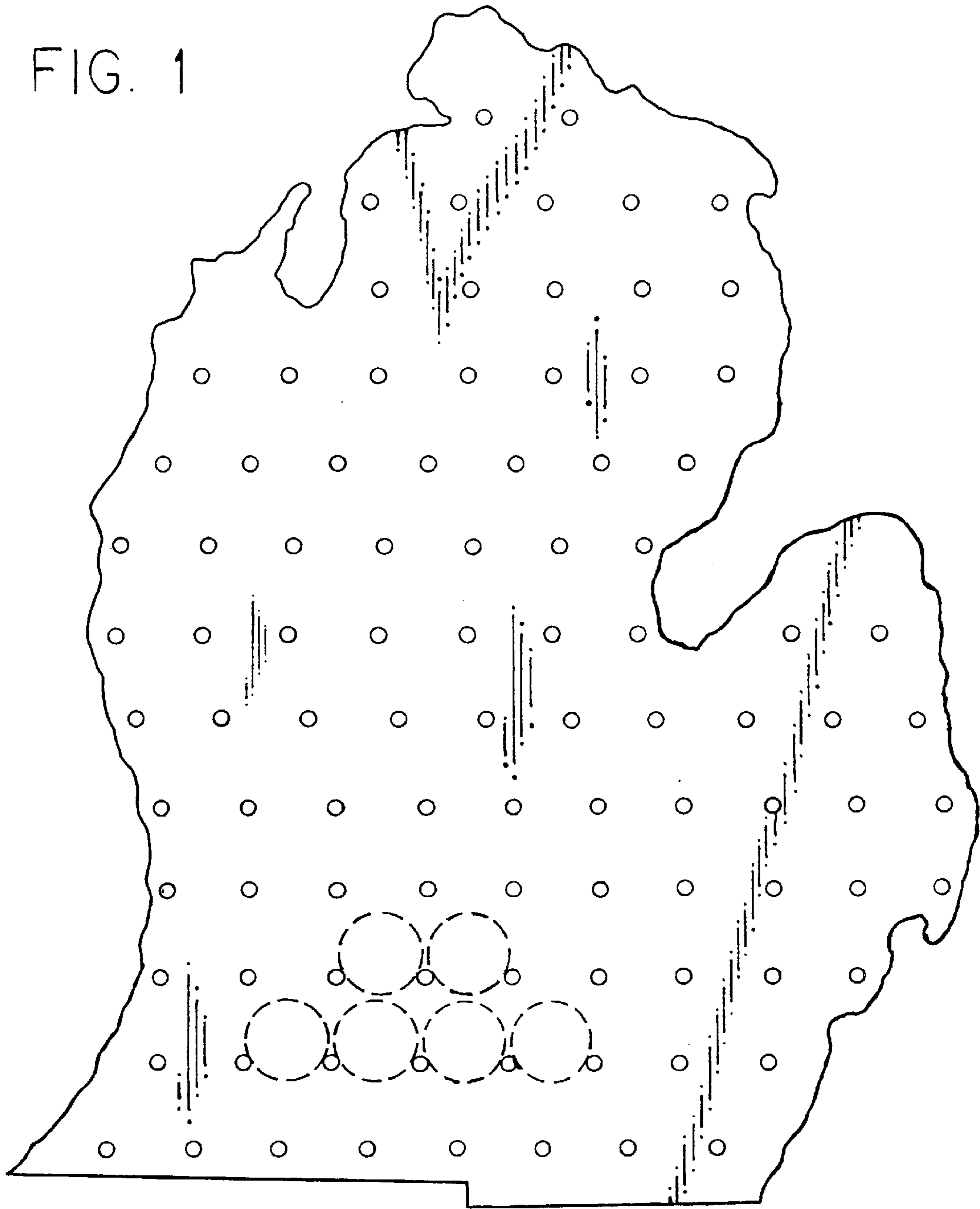


FIG. 1



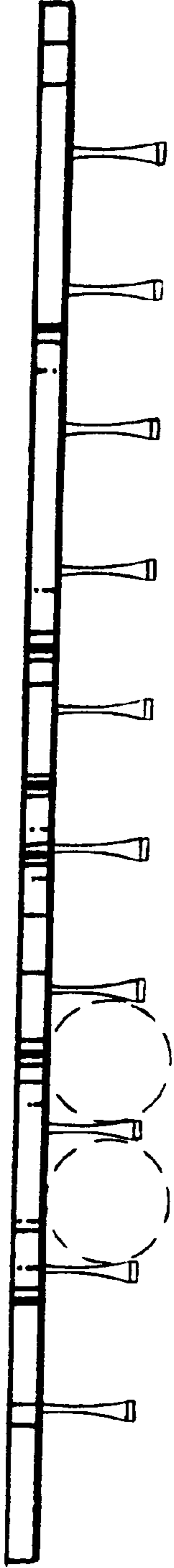


FIG. 2

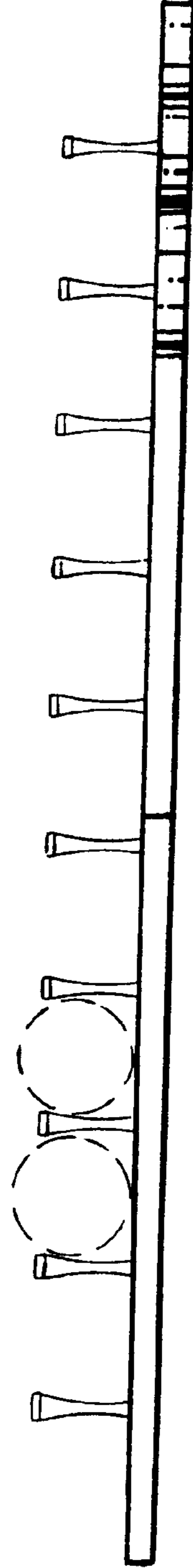


FIG. 3

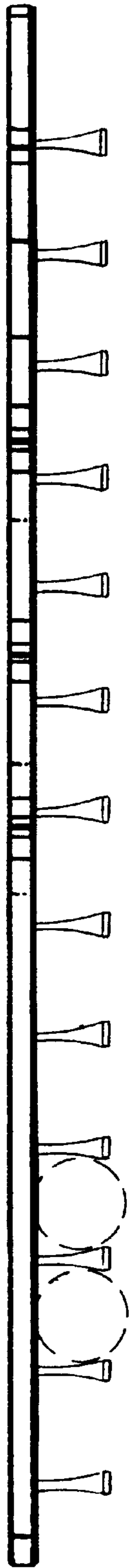


FIG. 4

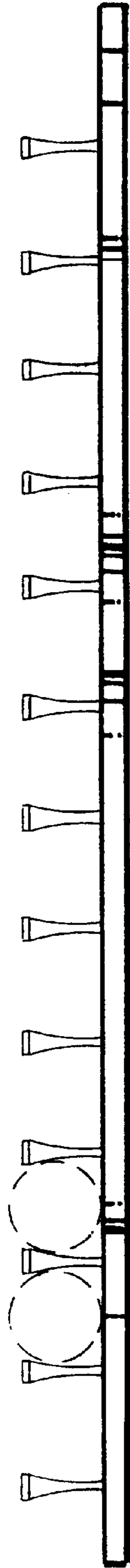


FIG. 5

FIG. 6

