



US00D426980S

United States Patent [19]

Vaaler

[11] Patent Number: **Des. 426,980**

[45] Date of Patent: **** Jun. 27, 2000**

[54] **CHINA DECK**

[75] Inventor: **Lawrence I. Vaaler**, Lenoir, N.C.

[73] Assignee: **Bernhardt, L.L.C.**, Lenoir, N.C.

[**] Term: **14 Years**

[21] Appl. No.: **29/103,318**

[22] Filed: **Apr. 13, 1999**

[51] **LOC (7) Cl.** **06-04**

[52] **U.S. Cl.** **D6/436**

[58] **Field of Search** D6/432-448, 470,
D6/472; 312/114, 204

[56] **References Cited**

U.S. PATENT DOCUMENTS

- D. 257,197 10/1980 Sanchez D6/436
- D. 340,818 11/1993 Black D6/436
- D. 386,325 11/1997 O'Hare D6/436
- D. 390,719 2/1998 Walters, III et al. D6/438

OTHER PUBLICATIONS

Thomasville, Europa China Hutch, p. 14, date unknown.
Thomasville Catalog, Fisher Park China Hutch, p. 15, date unknown.

Thomasville Catalog, Sante Fe China Hutch, p. 4, 1987.

Primary Examiner—Cathron B. Matta
Attorney, Agent, or Firm—Rhodes & Mason, PLLC

[57] **CLAIM**

The ornamental design for a china deck, as shown and described.


DESCRIPTION

FIG. 1 is a front perspective view of a china deck showing my new design;
FIG. 2 is an enlarged side view thereof, the opposite side view being a mirror image; and,
FIG. 3 is a front view thereof.

The surfaces or portions of the article not shown in the drawing or described in the specification form no part of the claimed design.

The broken line showing of hardware in FIGS. 1-3 is for illustrative purposes only and forms no part of the claimed design.

1 Claim, 3 Drawing Sheets






FIG. 1

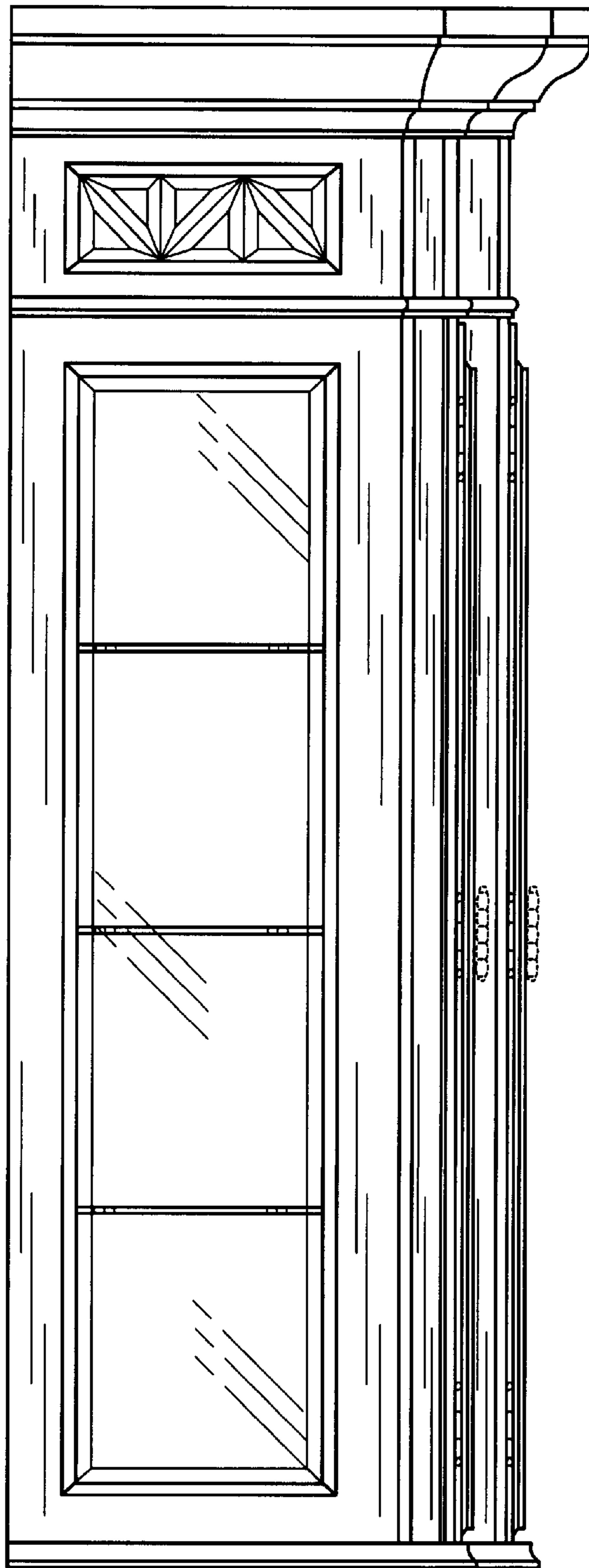


FIG. 2




FIG. 3