



US00D426975S

United States Patent [19]

Gaylord et al.

[11] **Patent Number: Des. 426,975**

[45] **Date of Patent: ** Jun. 27, 2000**

[54] **PATIO CHAIR WITH CREST MOTIF**

[76] Inventors: **Robert A. Gaylord**, 1628 Duke of Windsor Rd., Virginia Beach, Va. 23454; **Oliver Wang**, Unit 1013, China-Chem, Golden Plaza, 77 Mody Road, TST, East Kowloon, Hong Kong, The Hong Kong Special Administrative Region of the People's Republic of China

[**] Term: **14 Years**

[21] Appl. No.: **29/111,957**

[22] Filed: **Oct. 7, 1999**

[51] **LOC (7) Cl.** **06-01**

[52] **U.S. Cl.** **D6/376; D6/379**

[58] **Field of Search** D6/334, 345, 351, D6/358, 369, 370, 374, 376, 379, 380, 500, 501, 502; 297/445.1, 446.1, 452.64

[56] **References Cited**

U.S. PATENT DOCUMENTS

D. 341,266 11/1993 Caldwell D6/379
D. 342,840 1/1994 Doughty D6/376

D. 343,966 2/1994 Hess .
D. 369,477 5/1996 Arthur, Jr. D6/379
D. 371,684 7/1996 Caldwell D6/376
D. 373,031 8/1996 Martin .
D. 388,969 1/1998 Goodman D6/376

Primary Examiner—Gary D. Watson
Attorney, Agent, or Firm—Payne, Gates, Farthing & Radd; Frederick F. Tsung

[57] **CLAIM**


The ornamental design for a patio chair with crest motif, as shown and described.

DESCRIPTION

FIG. 1 is a front perspective view of a patio chair with crest motif showing our new design; FIG. 2 is a top plan view of; FIG. 3 is a front elevational view thereof; FIG. 4 is a left side elevational view thereof, the right side being a mirror image thereof; and, FIG. 5 is a rear view thereof.

The broken lines shown in FIGS. 1 and 2 are for illustrative purposes only and form no part of the claimed design. FIGS. 2 through 5 have been shown on an enlarged scale with respect to FIG. 1.

1 Claim, 5 Drawing Sheets






Fig. 1




Fig. 2




Fig. 3

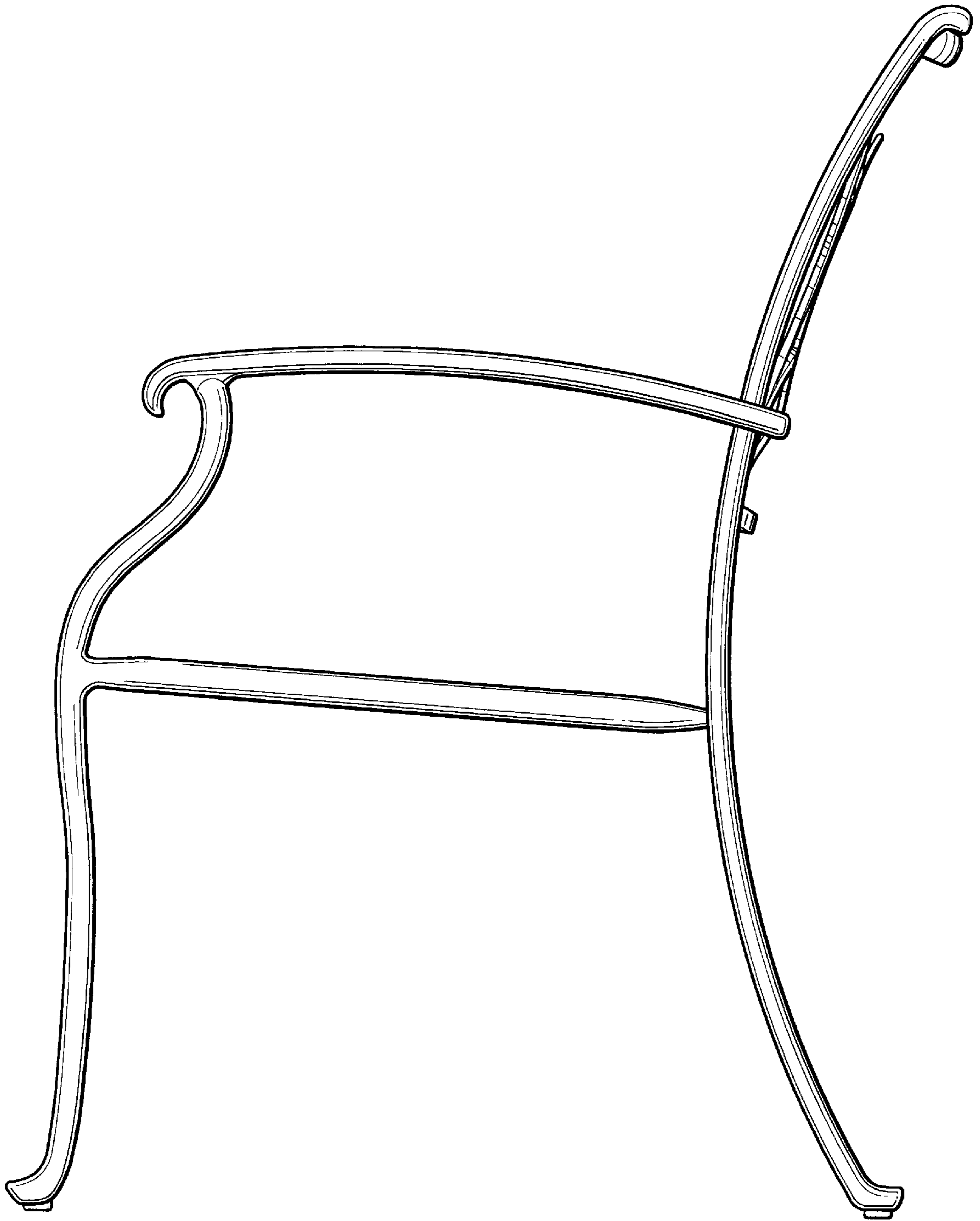


Fig. 4




Fig. 5