



US00D426970S

United States Patent [19] Kolberg

[11] **Patent Number: Des. 426,970**
[45] **Date of Patent: ** Jun. 27, 2000**

[54] **CHAIR**

D. 219,032 10/1970 Christenson, Jr. D6/374
D. 271,066 10/1983 Rowland D6/379
D. 398,457 9/1998 Maly D6/380

[75] Inventor: **Justus Kolberg**, Hamburg, Germany

[73] Assignee: **Tecno S.p.A.**, Milan, Italy

[**] Term: **14 Years**

Primary Examiner—Gary D. Watson
Attorney, Agent, or Firm—Herbert Dubno

[21] Appl. No.: **29/102,205**

[22] Filed: **Mar. 19, 1999**

[57] **CLAIM**

The ornamental design for a chair, as shown and described.

[30] **Foreign Application Priority Data**

Sep. 21, 1998 [IT] Italy MI9800609

DESCRIPTION

[51] **LOC (7) Cl.** **06-01**

[52] **U.S. Cl.** **D6/374; D6/380**

[58] **Field of Search** D6/334, 347, 374,
D6/379, 380, 500, 501, 502; 297/239, 445.1,
446.1

FIG. 1 is a front right side perspective view of a chair showing my new design;

FIG. 2 is a front view thereof;

FIG. 3 is a right side elevational view thereof, the left side being mirror symmetrical thereto;

FIG. 4 is a top plan view thereof;

FIG. 5 is a rear view thereof; and,


FIG. 6 is a bottom view thereof.

[56] **References Cited**

U.S. PATENT DOCUMENTS

D. 153,162 3/1949 Nelems D6/347

1 Claim, 3 Drawing Sheets






Fig. 1




Fig. 2

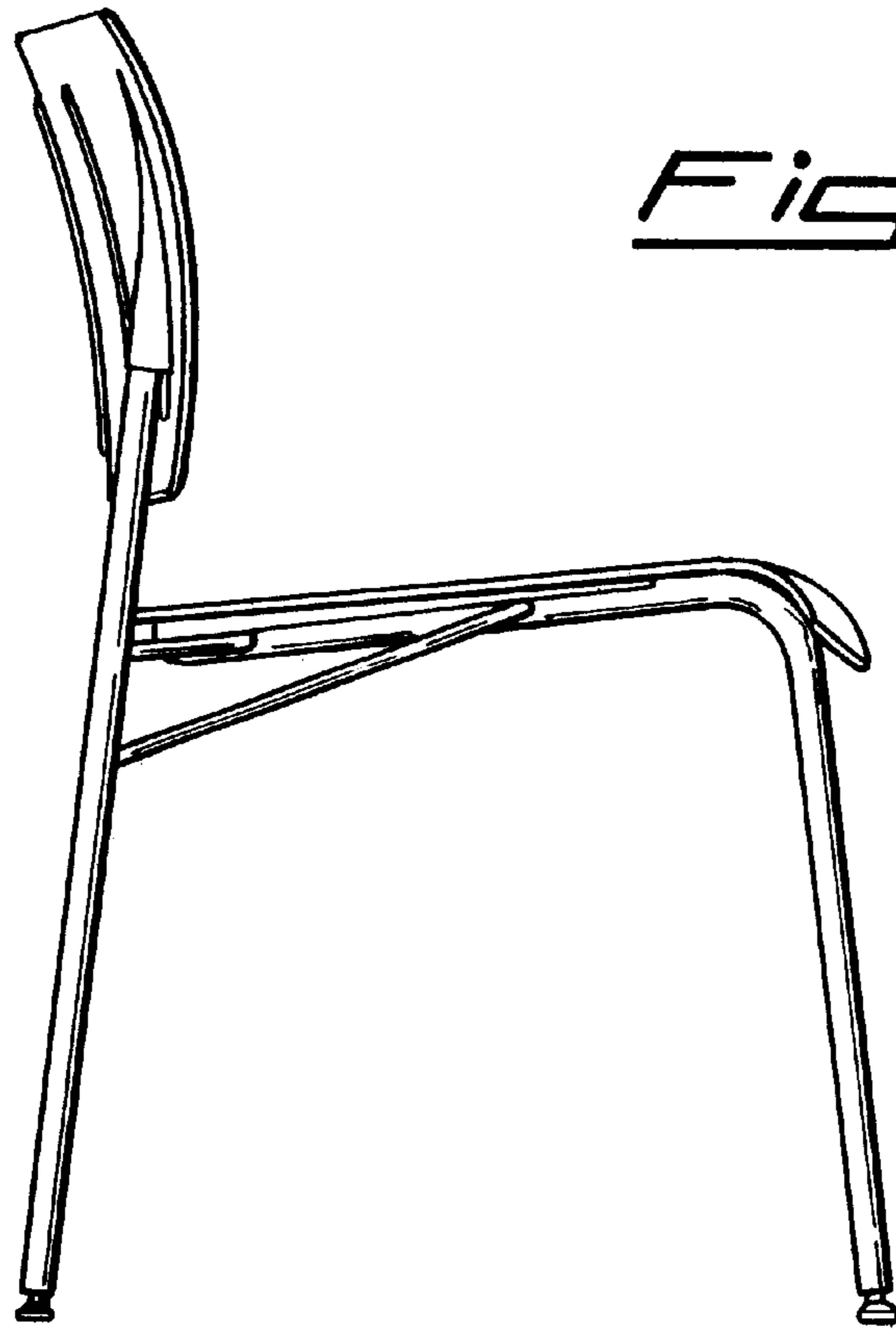


Fig. 3




Fig. 4




Fig. 5

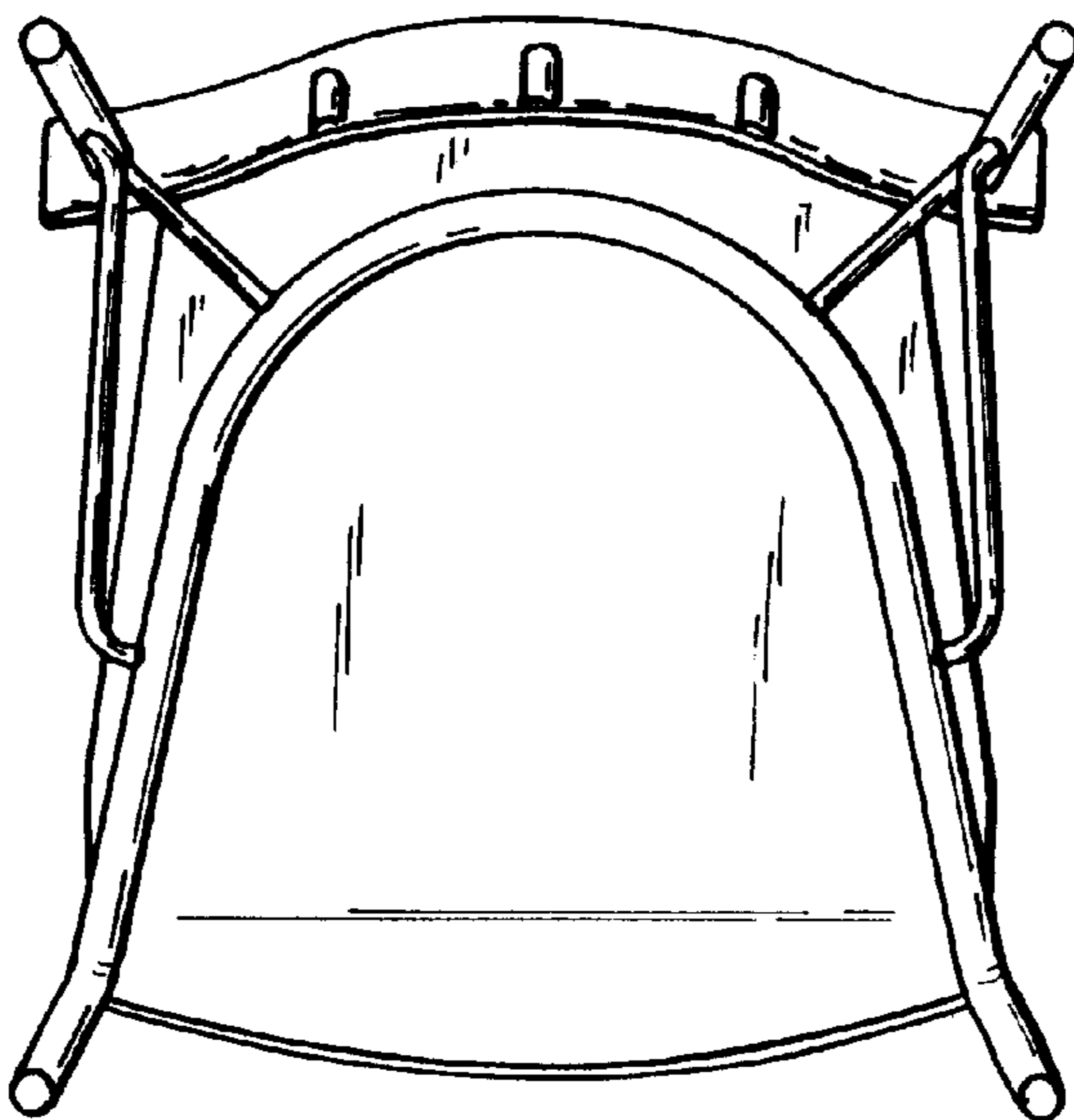


Fig. 6