



US00D426969S

United States Patent [19] Lange

[11] **Patent Number: Des. 426,969**

[45] **Date of Patent: ** Jun. 27, 2000**

[54] **CHAIR**

[75] Inventor: **Gerd Lange**, Kapsweyer, Germany

[73] Assignee: **Kembo B. V.**, Netherlands

[**] Term: **14 Years**

[21] Appl. No.: **29/103,706**

[22] Filed: **Apr. 20, 1999**

[30] **Foreign Application Priority Data**

Oct. 22, 1998 [XH] Hague Agreement DM/045737

[51] **LOC (7) Cl.** **06-01**

[52] **U.S. Cl.** **D6/373; D6/394**

[58] **Field of Search** D6/334, 371, 372,
D6/373, 374, 375, 376, 379, 380, 500,
501, 502; 297/239, 445.1, 448.1, 448.2

[56] **References Cited**

U.S. PATENT DOCUMENTS

- D. 224,824 9/1972 Buhk D6/373
- D. 225,195 11/1972 Lange D6/373

- D. 246,813 1/1978 Tolleson D6/373
- D. 269,831 7/1983 Crone D6/373
- D. 270,406 9/1983 Schultz D6/373
- D. 283,277 4/1986 Ambasz et al. D6/373
- D. 367,185 2/1996 Olson D6/373
- D. 378,553 3/1997 Newhouse D6/373
- D. 390,024 2/1998 De Jule D6/373
- D. 393,757 4/1998 Breen D6/373
- D. 405,285 2/1999 Balderi et al. D6/373

Primary Examiner—Gary D. Watson
Attorney, Agent, or Firm—Jackson Walker L.L.P.

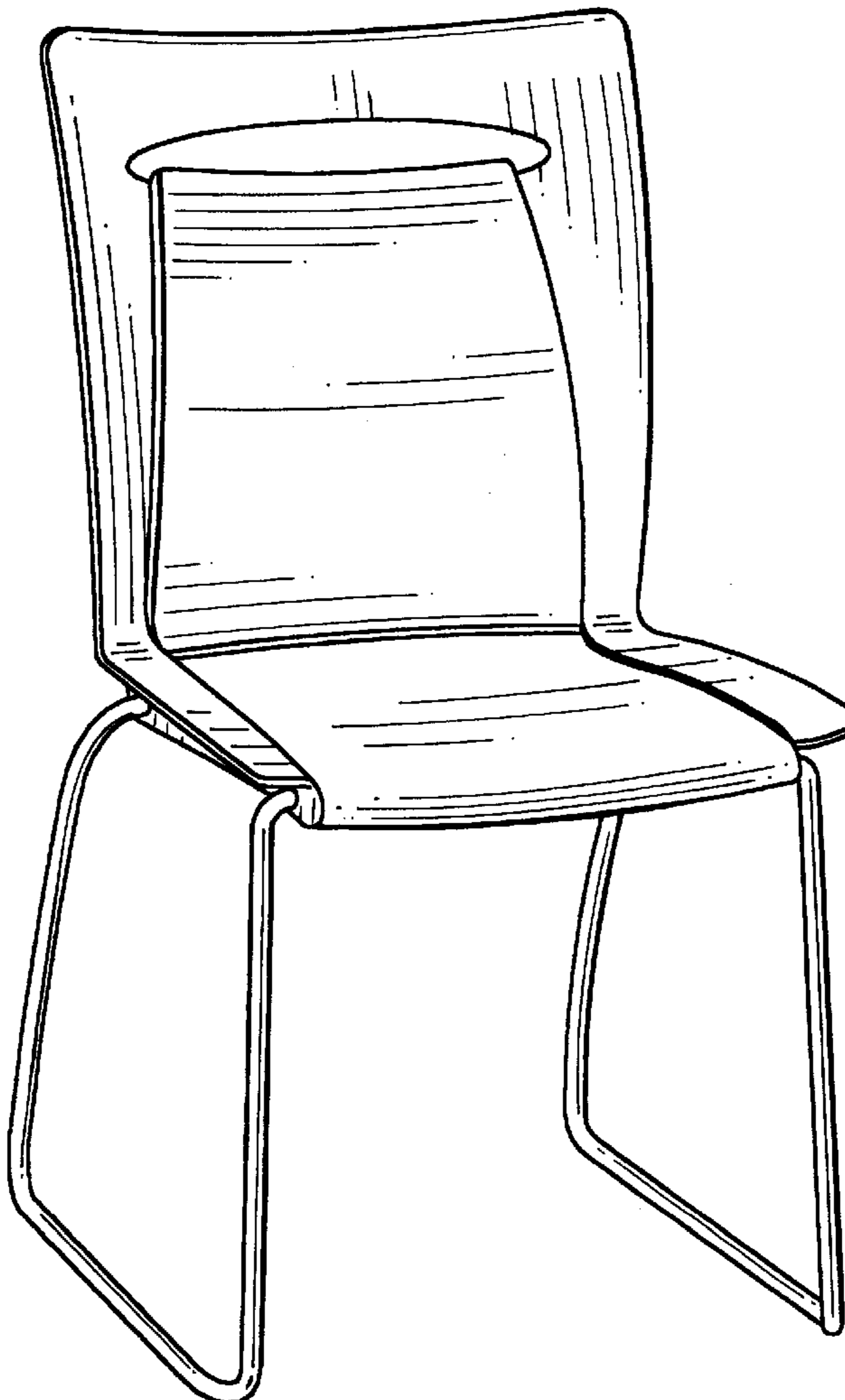
[57] **CLAIM**

The ornamental design for a chair, as shown and described.

DESCRIPTION

FIG. 1 is a front perspective view of a chair showing my new design;
FIG. 2 is a side perspective view thereof;
FIG. 3 is a side view, the opposite side being a mirror image thereof; and,
FIG. 4 is a rear perspective view thereof.

1 Claim, 4 Drawing Sheets






Fig 1




Fig 2




Fig 3




Fig 4